



US00D500007S

(12) **United States Design Patent** (10) **Patent No.:** **US D500,007 S**
Aube et al. (45) **Date of Patent:** **** Dec. 21, 2004**

(54) **SEATING ARRANGEMENT FOR A BOAT**
(75) Inventors: **Martin Aube**, St-Bruno-de-Montarville (CA); **David Kalhok**, Marion, IL (US); **Kaz Takeshita**, Irvine, CA (US)

(73) Assignee: **Bombardier Recreational Products Inc.**, Saint-Bruno (CA)

(**) Term: **14 Years**

(21) Appl. No.: **29/158,829**

(22) Filed: **Mar. 13, 2002**

(51) **LOC (7) Cl.** **12-06**

(52) **U.S. Cl.** **D12/307**

(58) **Field of Search** D12/307, 300;
114/55.57, 55.53

(56) **References Cited**

U.S. PATENT DOCUMENTS

D301,711 S 6/1989 Albritton D12/300
D409,555 S 5/1999 Lapointe et al. D12/318

Primary Examiner—Holly Baynham
(74) *Attorney, Agent, or Firm*—BRP Legal Services

(57) **CLAIM**

The ornamental design of a seating arrangement for a boat, as shown and described.

DESCRIPTION

FIG. 1 is a perspective illustration, from the rear and left side, of a seating arrangement for a boat according to our design;

FIG. 2 is another perspective view thereof, from the front and left side; and,

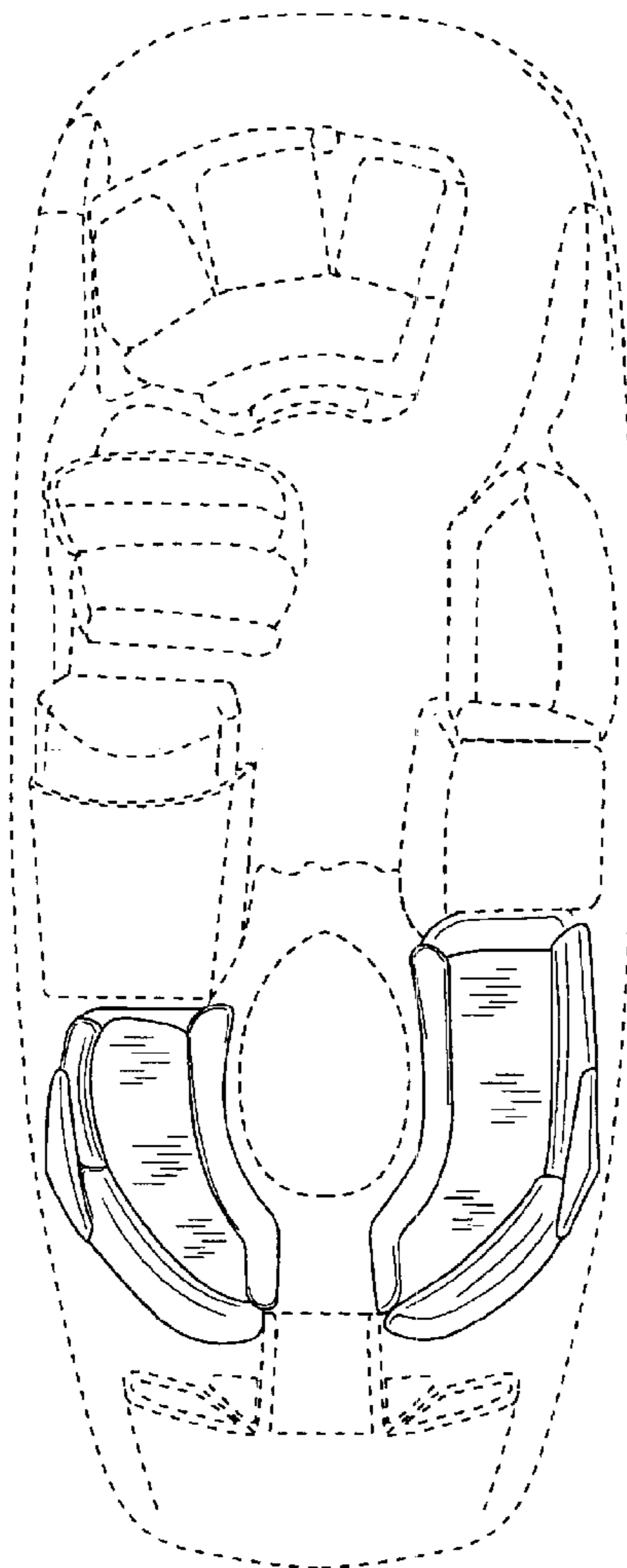
FIG. 3 is a top view thereof.

While not illustrated, the mirror-image orientation of aspects of the design is intended to be encompassed hereby.

Where included, broken lines showing environment or structure are for illustrative purposes only and form no part of the claimed design.

The omission of a view indicates that the omitted view is plain and unornamented.

1 Claim, 3 Drawing Sheets



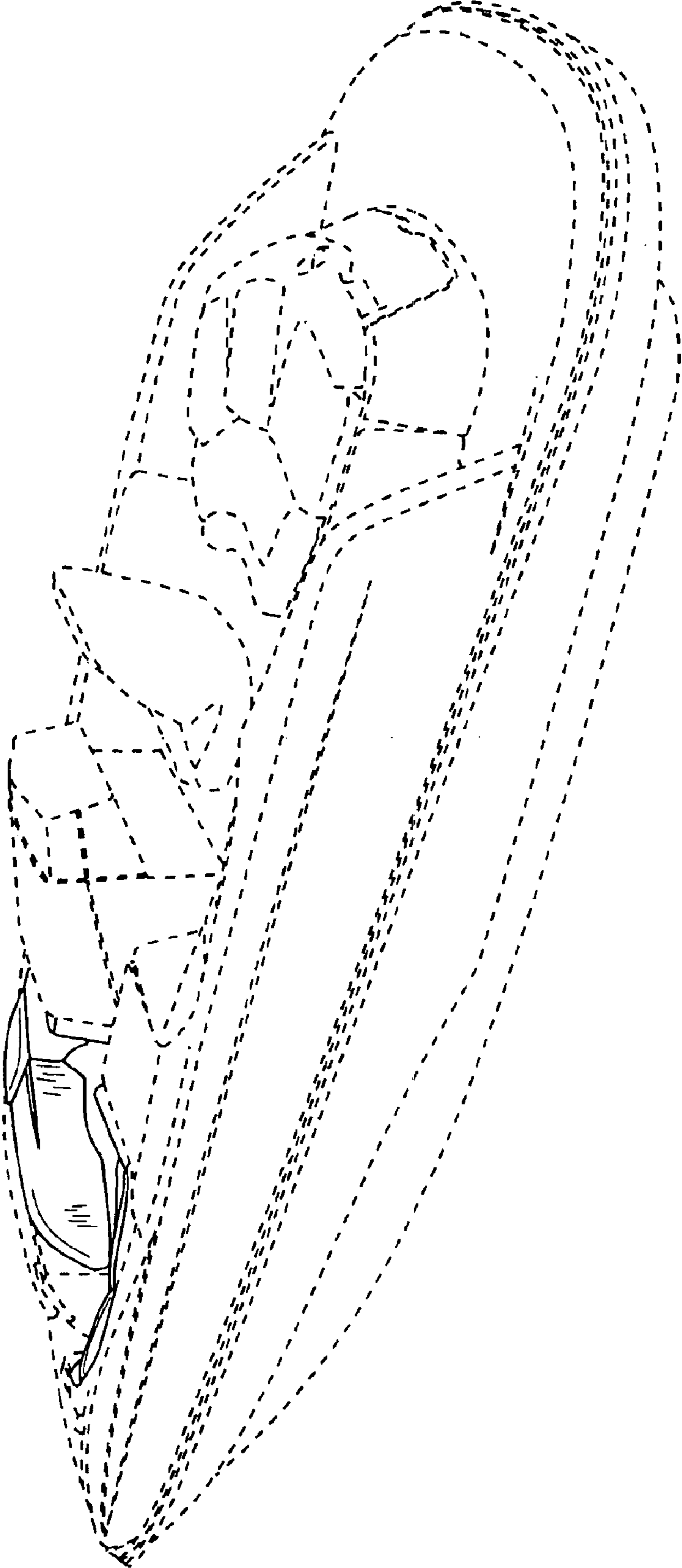


FIG. 1

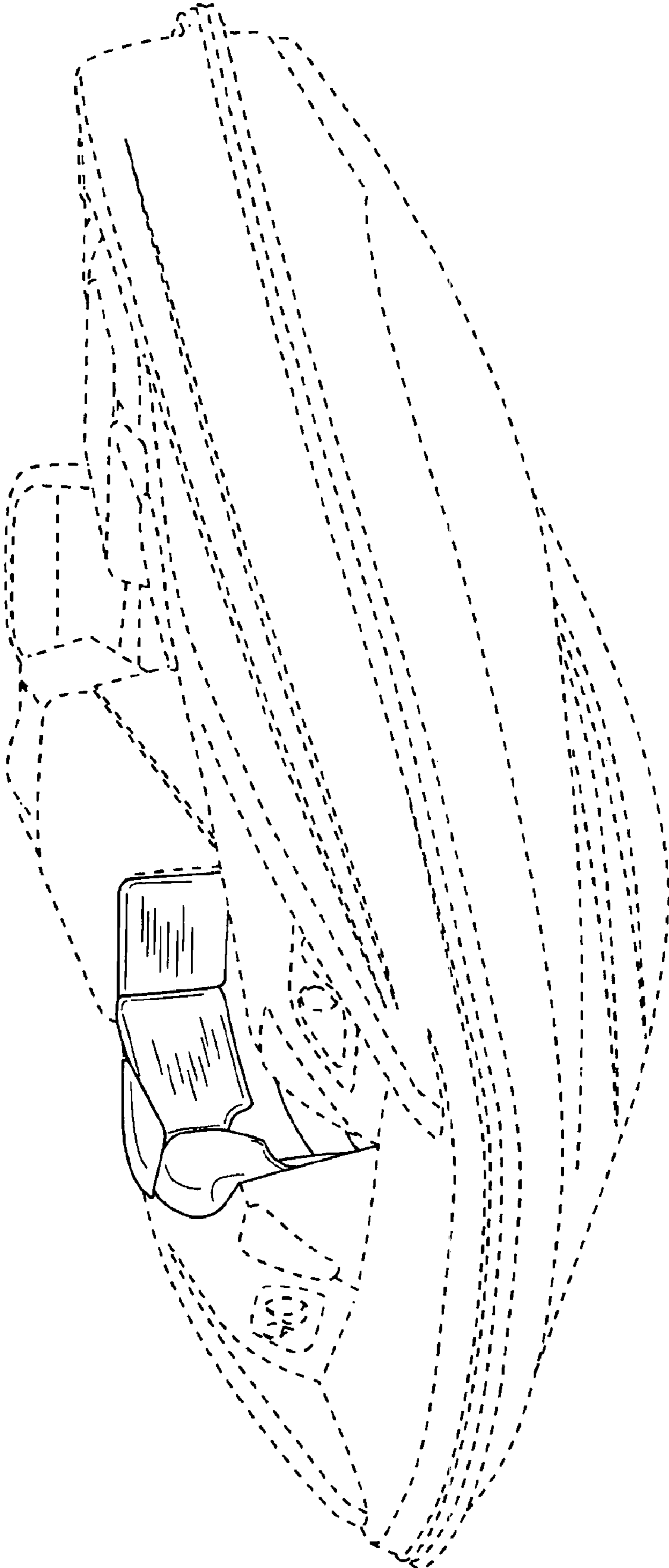


FIG. 2




FIG. 3