

US00D500001S

(12) **United States Design Patent**  
**Brintouch et al.**

(10) **Patent No.: US D500,001 S**

(45) **Date of Patent: \*\* Dec. 21, 2004**

(54) **WHEEL**

(75) Inventors: **Alon Brintouch**, Brooklyn, NY (US);  
**Araz Brintouch**, Brooklyn, NY (US)

(73) Assignee: **Atlantic Wholesalers Inc.**, Brooklyn,  
NY (US)

(\*\*) Term: **14 Years**

(21) Appl. No.: **29/185,372**

(22) Filed: **Jun. 26, 2003**

(51) **LOC (7) Cl.** ..... **12-16**

(52) **U.S. Cl.** ..... **D12/209**

(58) **Field of Search** ..... D12/204-213;  
301/37.101, 64.101, 65

(56) **References Cited**

**U.S. PATENT DOCUMENTS**

D442,535 S	*	5/2001	Lotson	.....	D12/209
D455,385 S	*	4/2002	Chung	.....	D12/209
D479,175 S	*	9/2003	Yun	.....	D12/209
D484,445 S	*	12/2003	Chu	.....	D12/209
D488,422 S	*	4/2004	Hartanto	.....	D12/209

D488,762 S	*	4/2004	Cahyono	.....	D12/209
D491,870 S	*	6/2004	Kim	.....	D12/209
D492,239 S	*	6/2004	Brintouch et al.	.....	D12/211
D493,403 S	*	7/2004	Kataoka	.....	D12/209
D495,288 S	*	8/2004	Walbey, Jr.	.....	D12/209

\* cited by examiner

*Primary Examiner*—Stacia Cadmus

(74) *Attorney, Agent, or Firm*—Davidson, Davidson &  
Kappel, LLC

(57) **CLAIM**

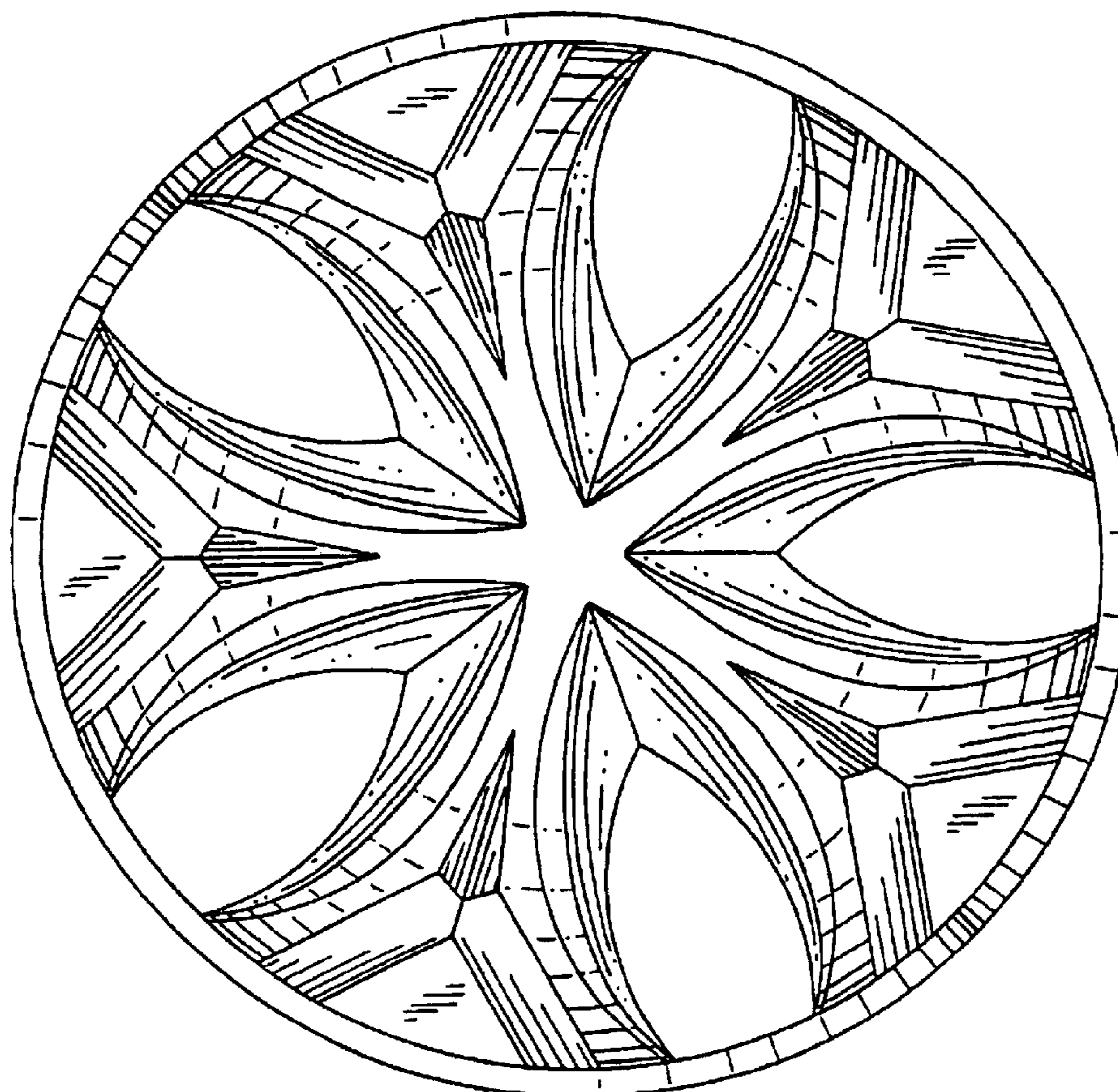
The ornamental design for a wheel, as shown and described.

**DESCRIPTION**

FIG. 1 is a front view of the wheel;  
FIG. 2 is a front and side perspective view of the wheel;  
FIG. 3 is a front view of a second embodiment of the wheel;  
and,  
FIG. 4 is a front and side perspective view of a second  
embodiment of the wheel.

The bottom and sides of the wheel shown in broken line  
form no part of the claimed design thereof.

**1 Claim, 4 Drawing Sheets**



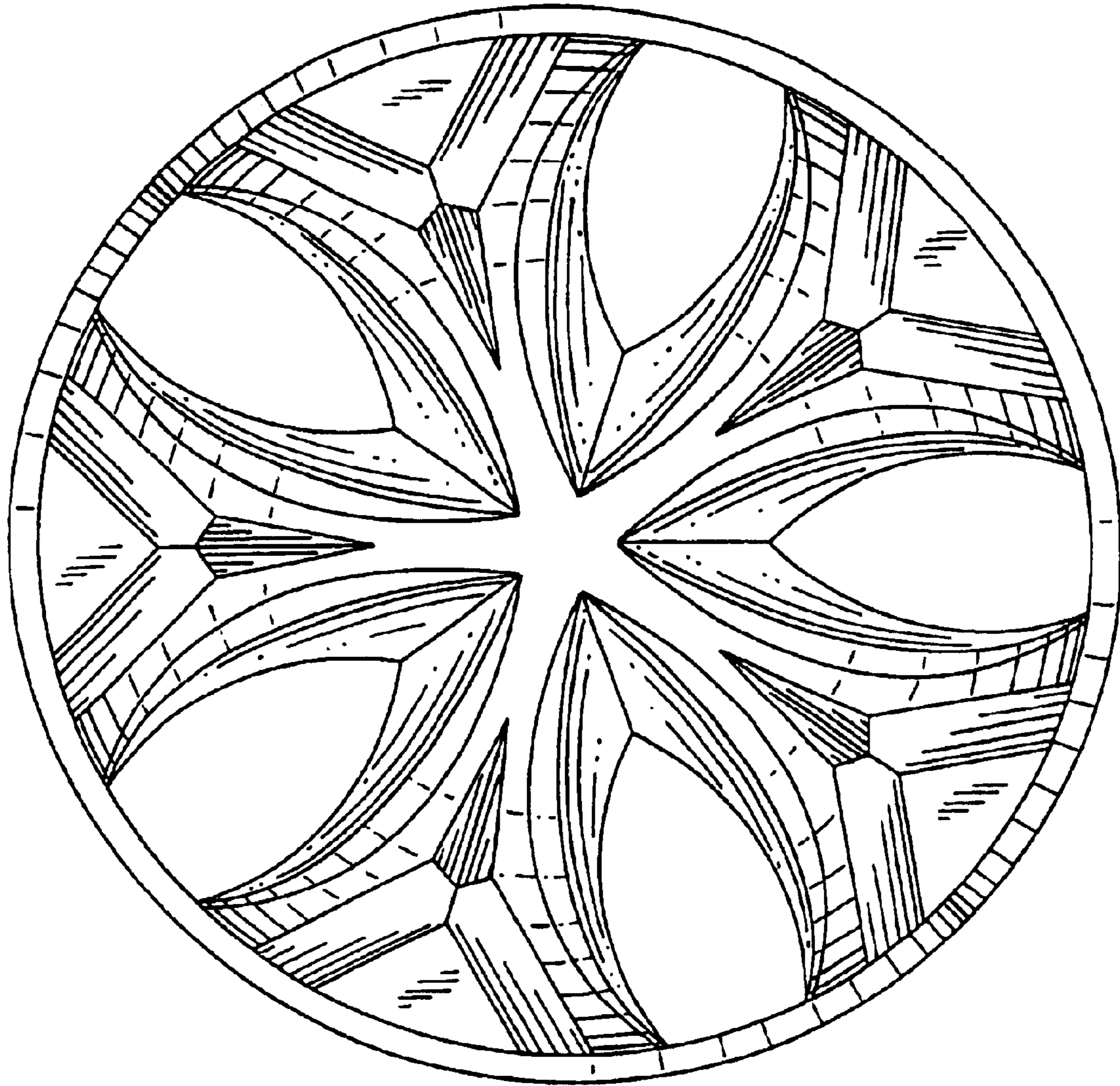


FIG. 1

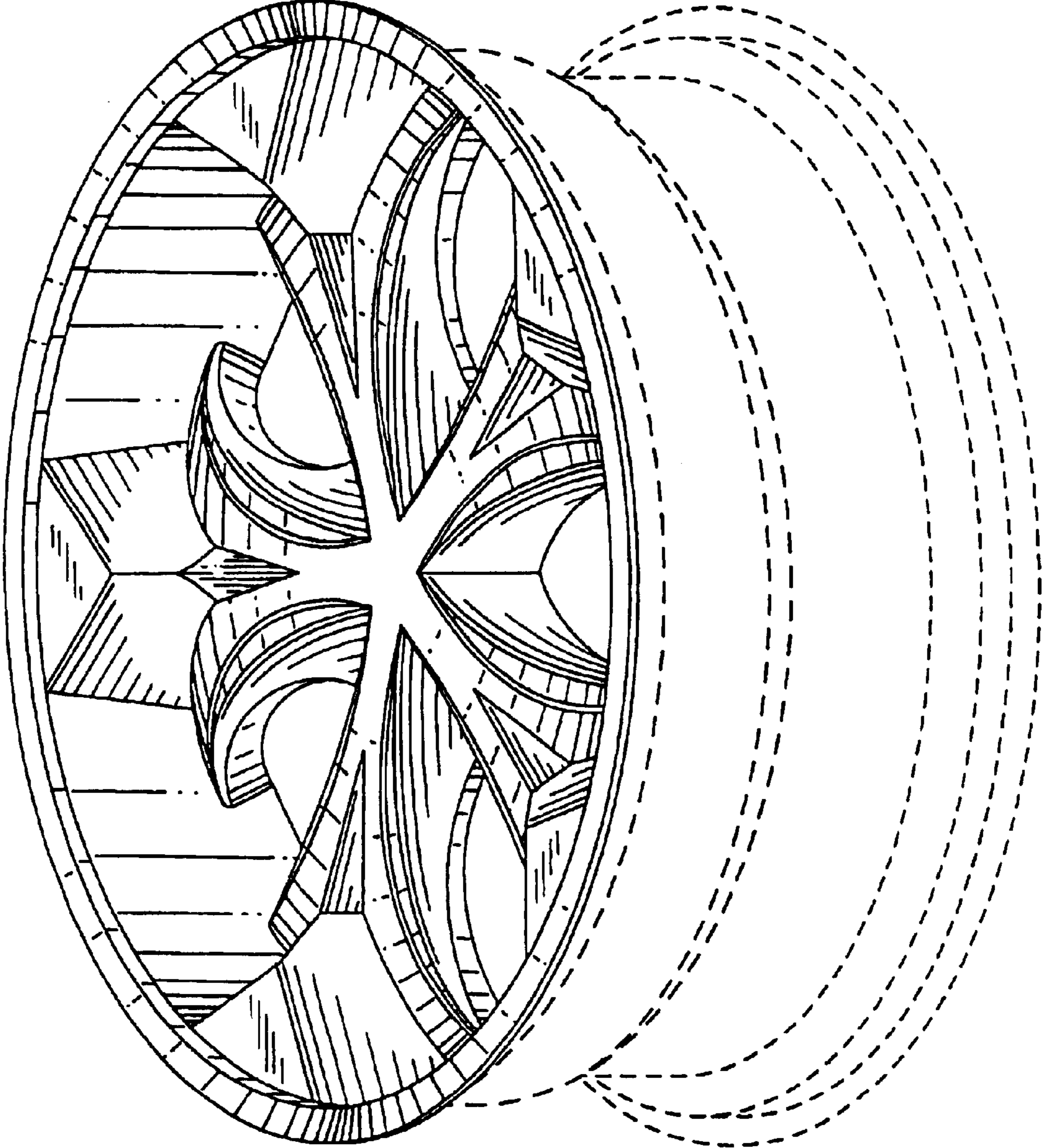


FIG. 2

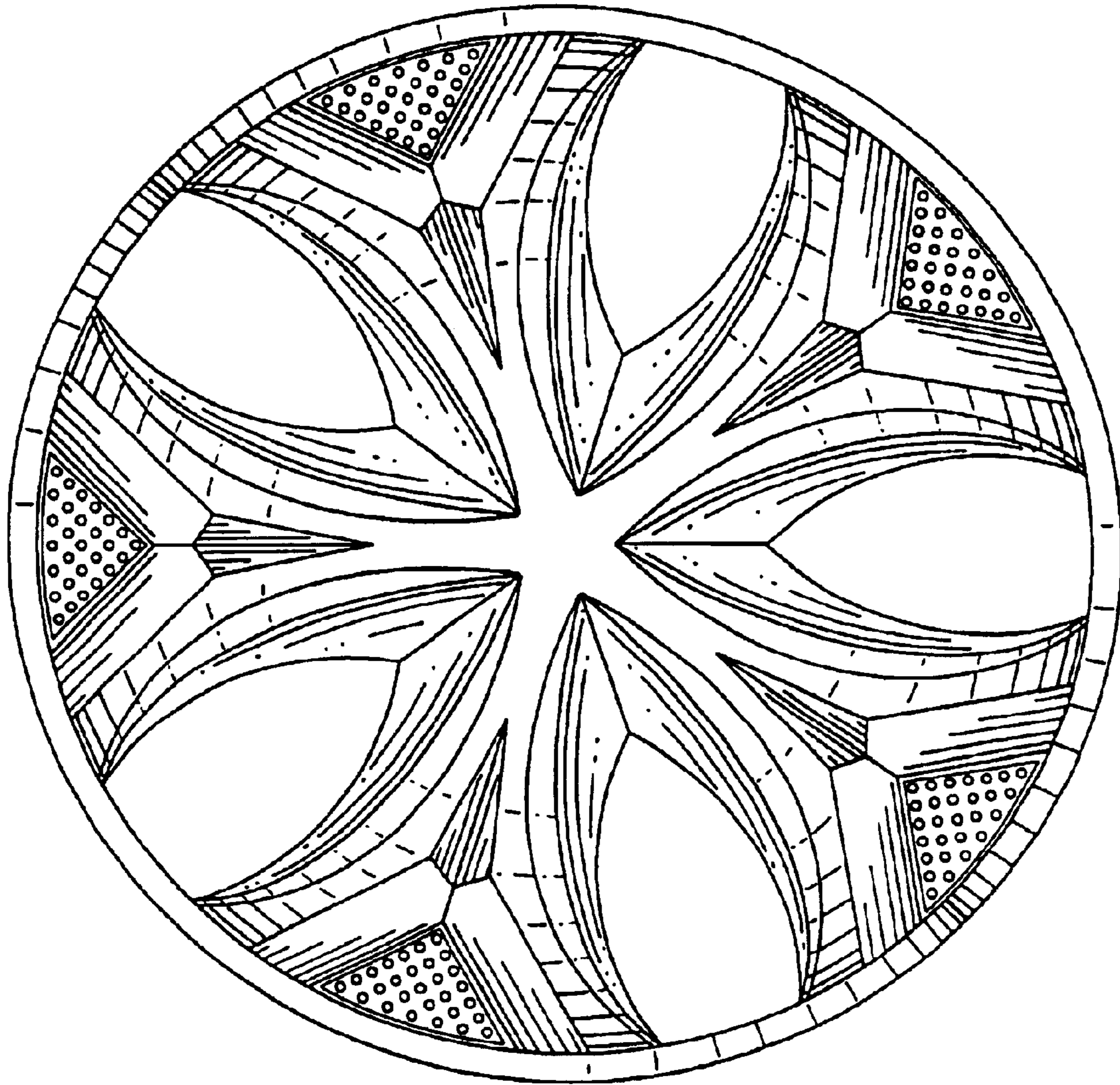


FIG. 3




FIG. 4