

US00D499988S

(12) **United States Design Patent**
Minami et al.

(10) **Patent No.:** **US D499,988 S**

(45) **Date of Patent:** **** Dec. 21, 2004**

(54) **AUTOMOBILE**

D481,332 S * 10/2003 Miyazaki et al. D12/91
D492,915 S * 7/2004 Hara et al. D12/91

(75) Inventors: **Toshinobu Minami**, Saitama (JP);
Wataru Murakami, Saitama (JP);
Shuji Koman, Saitama (JP)

FOREIGN PATENT DOCUMENTS

(73) Assignee: **Honda Motor Co., Ltd.**, Tokyo (JP)

JP 1126627 10/2002
JP 1146848 6/2003
JP 1180448 7/2003

(**) Term: **14 Years**

* cited by examiner

(21) Appl. No.: **29/197,576**

Primary Examiner—Melody N. Brown

(22) Filed: **Jan. 20, 2004**

(74) *Attorney, Agent, or Firm*—Westerman, Hattori,
Daniels & Adrian, LLP

(30) **Foreign Application Priority Data**

(57) **CLAIM**

Jul. 22, 2003 (JP) 2003-021188

The ornamental design for an automobile, as shown and described.

(51) **LOC (7) Cl.** **12-08**

DESCRIPTION

(52) **U.S. Cl.** **D12/91**

(58) **Field of Search** D12/90-92, 86;
D21/424, 433; 296/185

FIG. 1 is a front elevation view of an automobile, showing our new design;

FIG. 2 is a rear elevation view thereof;

FIG. 3 is a top plan view thereof;

FIG. 4 is a right side elevation view thereof;

FIG. 5 is a left side elevation view thereof;

FIG. 6 is a perspective view thereof; and,

FIG. 7 is another perspective view thereof.

(56) **References Cited**

U.S. PATENT DOCUMENTS

D442,889 S * 5/2001 Pfeiffer D12/91
D469,038 S * 1/2003 Mattin et al. D12/91
D477,795 S * 7/2003 Warkuss et al. D12/91
D479,491 S * 9/2003 Kato et al. D12/91

1 Claim, 6 Drawing Sheets




FIG. 1




FIG. 2


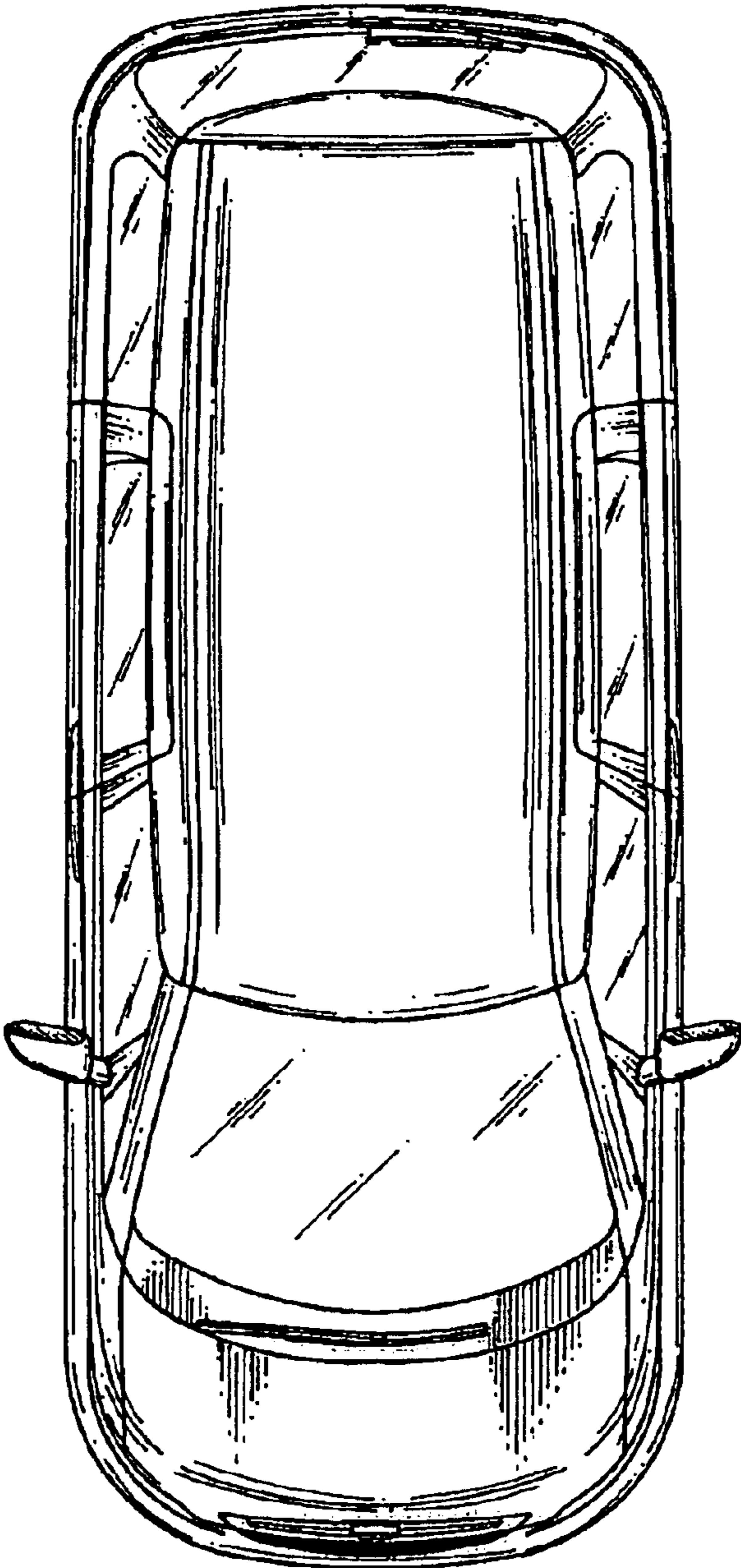


FIG. 3



F I G. 4





FIG. 5



F I G. 6




FIG. 7

