



US00D499987S

(12) **United States Design Patent**
Yanase et al.

(10) **Patent No.:** **US D499,987 S**
(45) **Date of Patent:** **** Dec. 21, 2004**

(54) **SURFACE CONFIGURATION OF A VEHICLE BODY, TOY, AND/OR REPLICA**

(75) Inventors: **Kiyoshi Yanase**, Kanagawa (JP);
Masato Taguchi, Kanagawa (JP)

(73) Assignee: **Nissan Motor Co., Ltd.**, Yokohama (JP)

(**) Term: **14 Years**

(21) Appl. No.: **29/196,406**

(22) Filed: **Dec. 30, 2003**

(30) **Foreign Application Priority Data**

Sep. 8, 2003 (JP) 2003-026065

(51) **LOC (7) Cl.** **12-08**

(52) **U.S. Cl.** **D12/91**

(58) **Field of Search** D12/90-92, 86;
D21/424, 433; 296/185

(56) **References Cited**

U.S. PATENT DOCUMENTS

D401,185 S * 11/1998 McGovern D12/91
D411,815 S * 7/1999 Yamamoto et al. D12/91

D422,533 S * 4/2000 Uematsu et al. D12/91
D424,980 S * 5/2000 Hunter et al. D12/91
D460,022 S * 7/2002 Hsu et al. D12/91
D466,053 S * 11/2002 O'Connell et al. D12/91
D488,743 S * 4/2004 Takagi et al. D12/91

* cited by examiner

Primary Examiner—Melody N. Brown

(74) *Attorney, Agent, or Firm*—Foley & Lardner LLP

(57) **CLAIM**

The ornamental design for a surface configuration of a vehicle body, toy, and/or replica, as shown and described.

DESCRIPTION

FIG. 1 is a perspective view of a surface configuration of a vehicle body, toy, and/or replica;
FIG. 2 is a second perspective view thereof;
FIG. 3 is a front view thereof;
FIG. 4 is a rear view thereof;
FIG. 5 is a left side view thereof;
FIG. 6 is a right side view thereof;
FIG. 7 is a top plan view thereof; and,
FIG. 8 is a bottom view thereof.

1 Claim, 4 Drawing Sheets




FIG.1




FIG.2




FIG.3




FIG.4




FIG.5

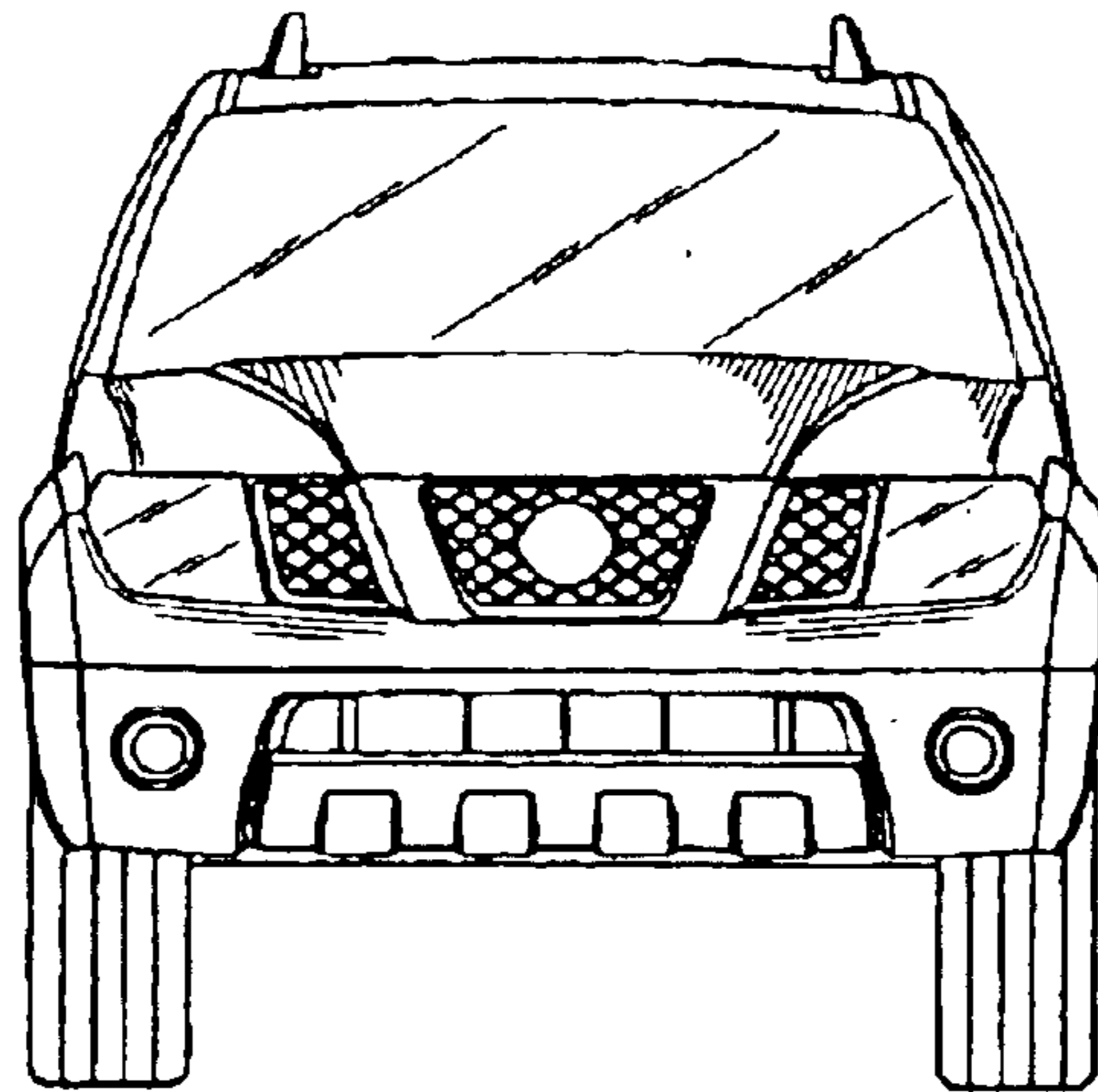


FIG.6

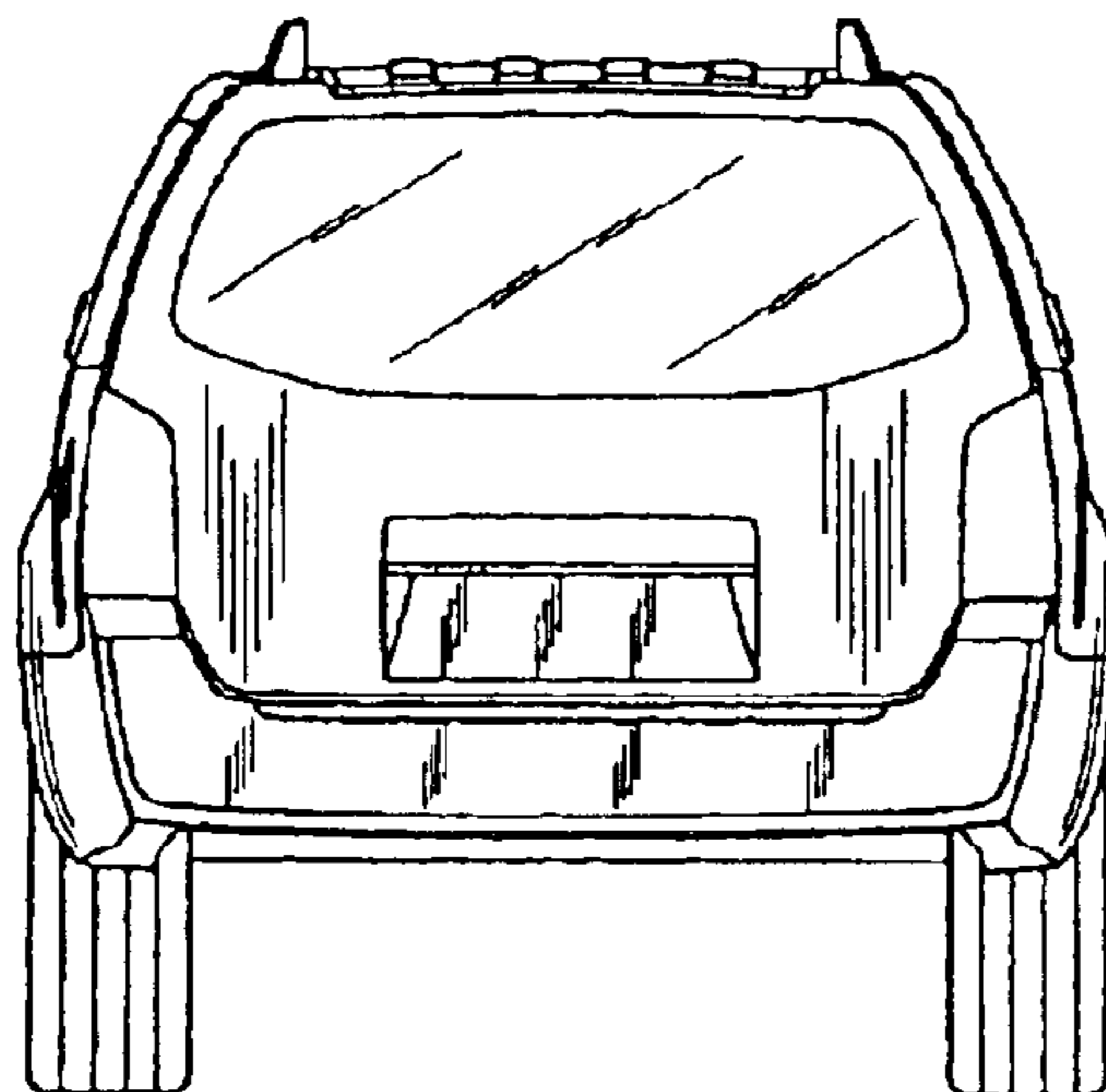


FIG.7

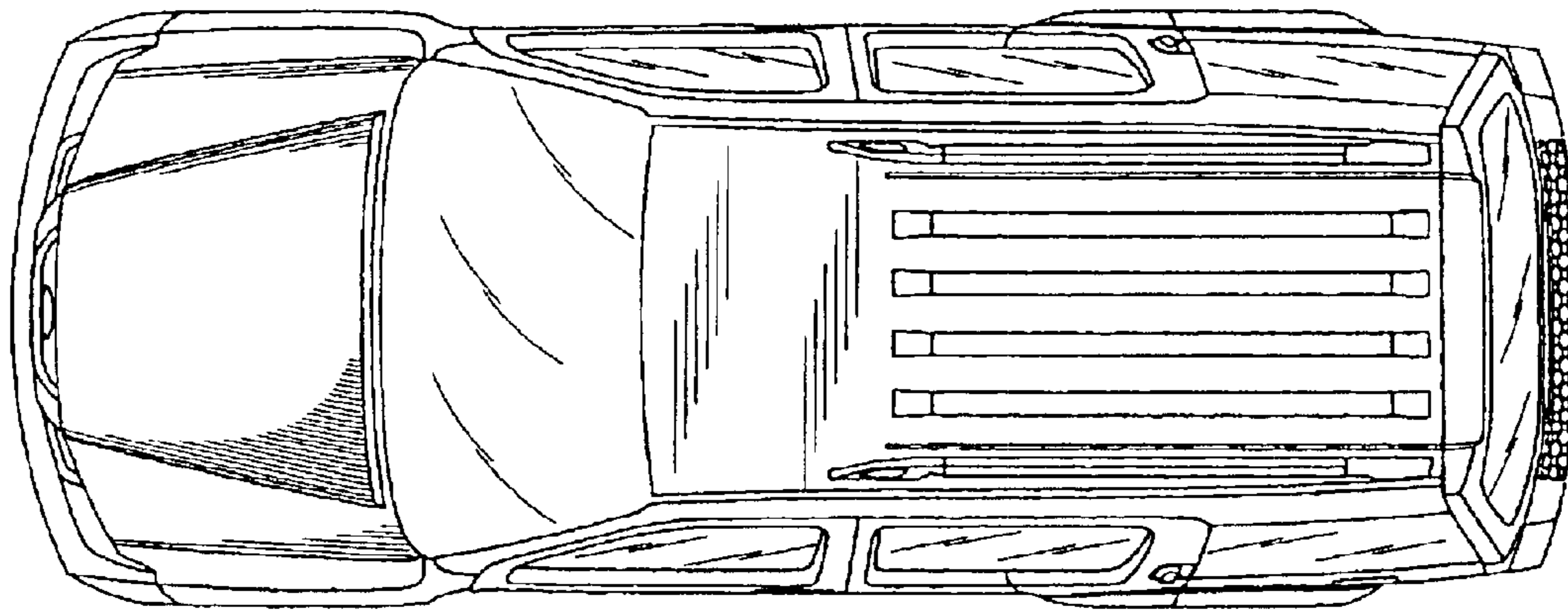


FIG.8

