



US00D499974S

(12) **United States Design Patent** (10) **Patent No.:** **US D499,974 S**
Okuda et al. (45) **Date of Patent:** **** Dec. 21, 2004**

(54) **SPEEDOMETER FOR A BICYCLE**

6,281,674 B1 * 8/2001 Huang 324/174
 D450,006 S * 11/2001 Nagano et al. D10/98
 D472,834 S * 4/2003 Ueda et al. D10/98
 D486,410 S * 2/2004 Ueda D10/98

(75) Inventors: **Yoji Okuda**, Tondabayashi (JP);
Toshiyuki Nagano, Takarazuka (JP)

(73) Assignee: **Cateye Co., Ltd.**, Osaka (JP)

(**) Term: **14 Years**

(21) Appl. No.: **29/199,660**

(22) Filed: **Feb. 18, 2004**

(30) **Foreign Application Priority Data**

Aug. 25, 2003 (JP) 2003-024443

(51) **LOC (7) Cl.** **10-04**

(52) **U.S. Cl.** **D10/98**

(58) **Field of Search** 10/98; 324/174,
324/160-180, 207.25, 207.22, 207.13; 702/145-148;
73/493, 527, 490, 514.39; 235/95 R; 340/432

(56) **References Cited**

U.S. PATENT DOCUMENTS

D310,495 S * 9/1990 Kagayama D10/98
 5,177,432 A * 1/1993 Waterhouse et al. 324/166
 D338,840 S * 8/1993 Ueda D10/98
 D374,186 S * 10/1996 Ueda D10/98
 D401,522 S * 11/1998 Ueda et al. D10/98
 D427,924 S * 7/2000 Okuda D10/98
 6,192,300 B1 * 2/2001 Watarai et al. 340/432
 6,216,060 B1 * 4/2001 Kishimoto 340/432

OTHER PUBLICATIONS

Bike Nashbar, 2002, p. 75, "Cyclocomputers", [retrieved Aug. 3, 2004]. Retrieved from internet using Google Advanced Catalog Search, <URL:www.nashbar.com>.*

* cited by examiner

Primary Examiner—Lucy Lieberman

(74) *Attorney, Agent, or Firm*—Olson & Hierl, Ltd.

(57) **CLAIM**

The ornamental design for a speedometer for a bicycle, as shown.

DESCRIPTION

FIG. 1 is a front view of a speedometer for a bicycle showing our new design;
 FIG. 2 is a rear view thereof;
 FIG. 3 is a left side view thereof;
 FIG. 4 is a right side view thereof;
 FIG. 5 is a top plan view thereof;
 FIG. 6 is a bottom plan view thereof;
 FIG. 7 is a perspective view from the front-bottom side thereof; and,
 FIG. 8 is a perspective view from the front-top side thereof.

1 Claim, 3 Drawing Sheets

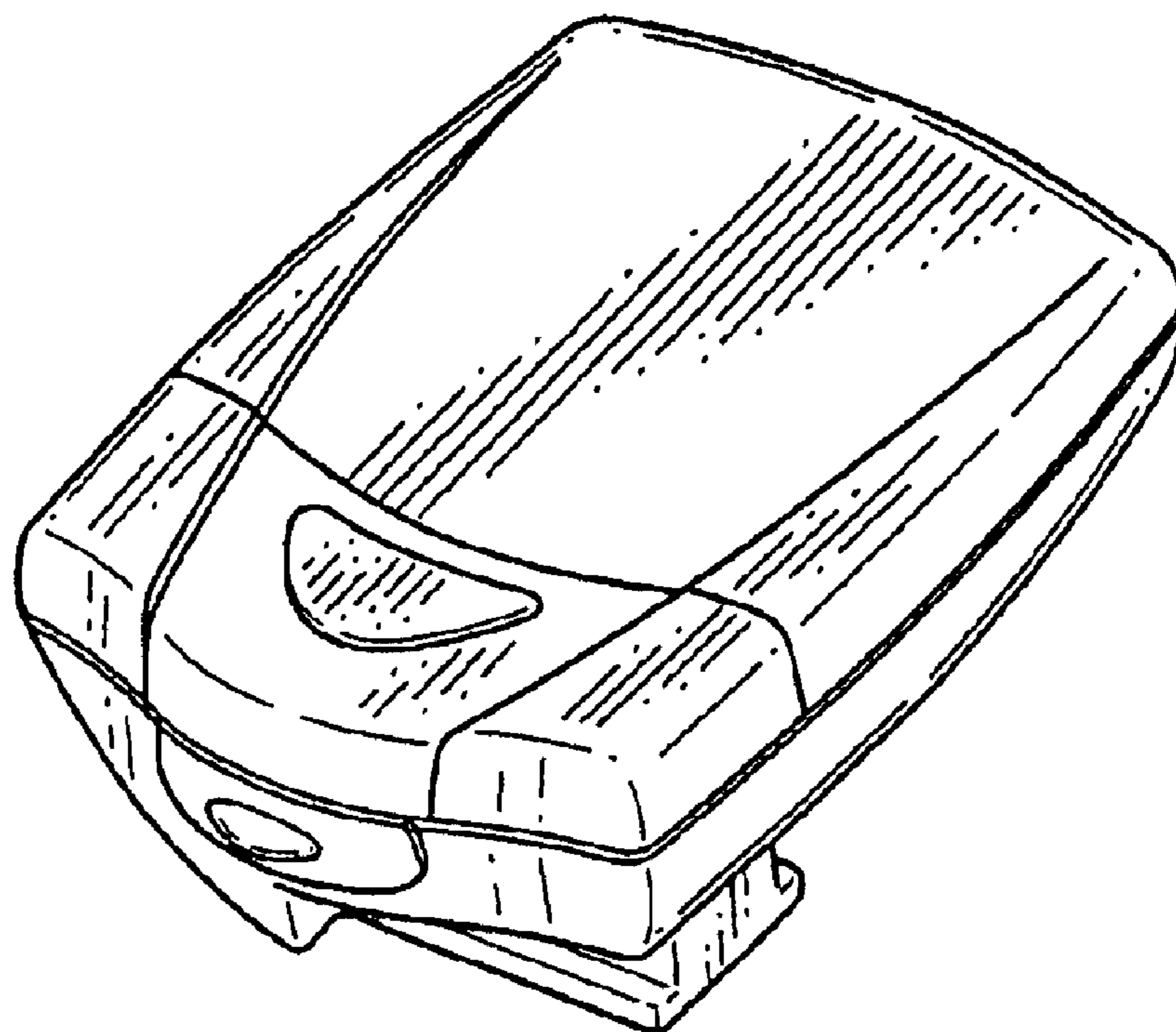


FIG. 1



FIG. 2




FIG. 3

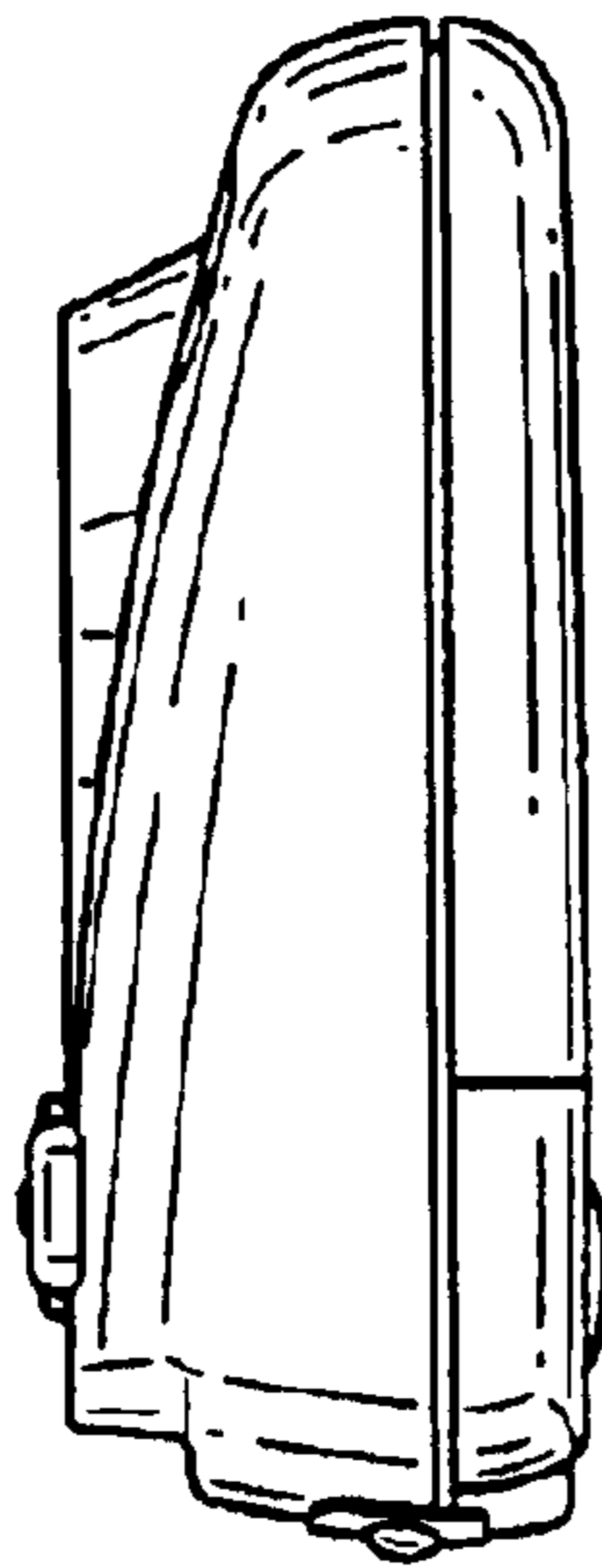


FIG. 4

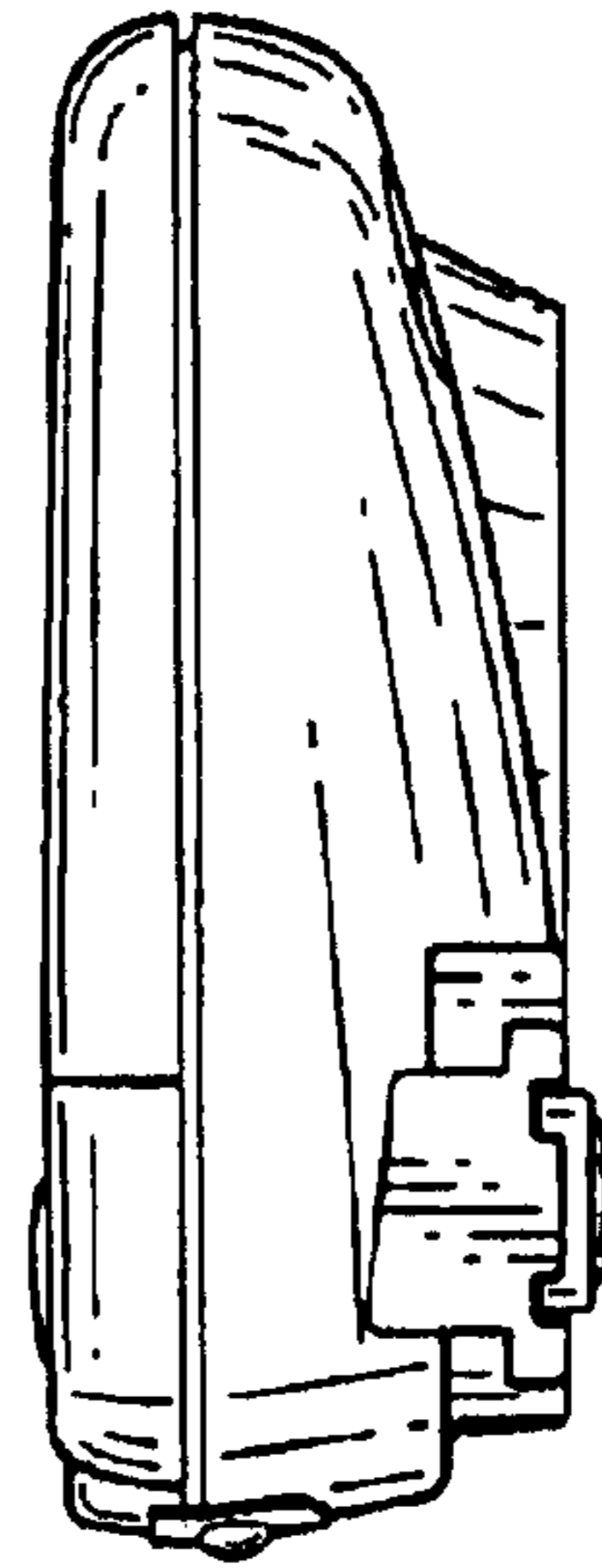


FIG. 5




FIG. 6

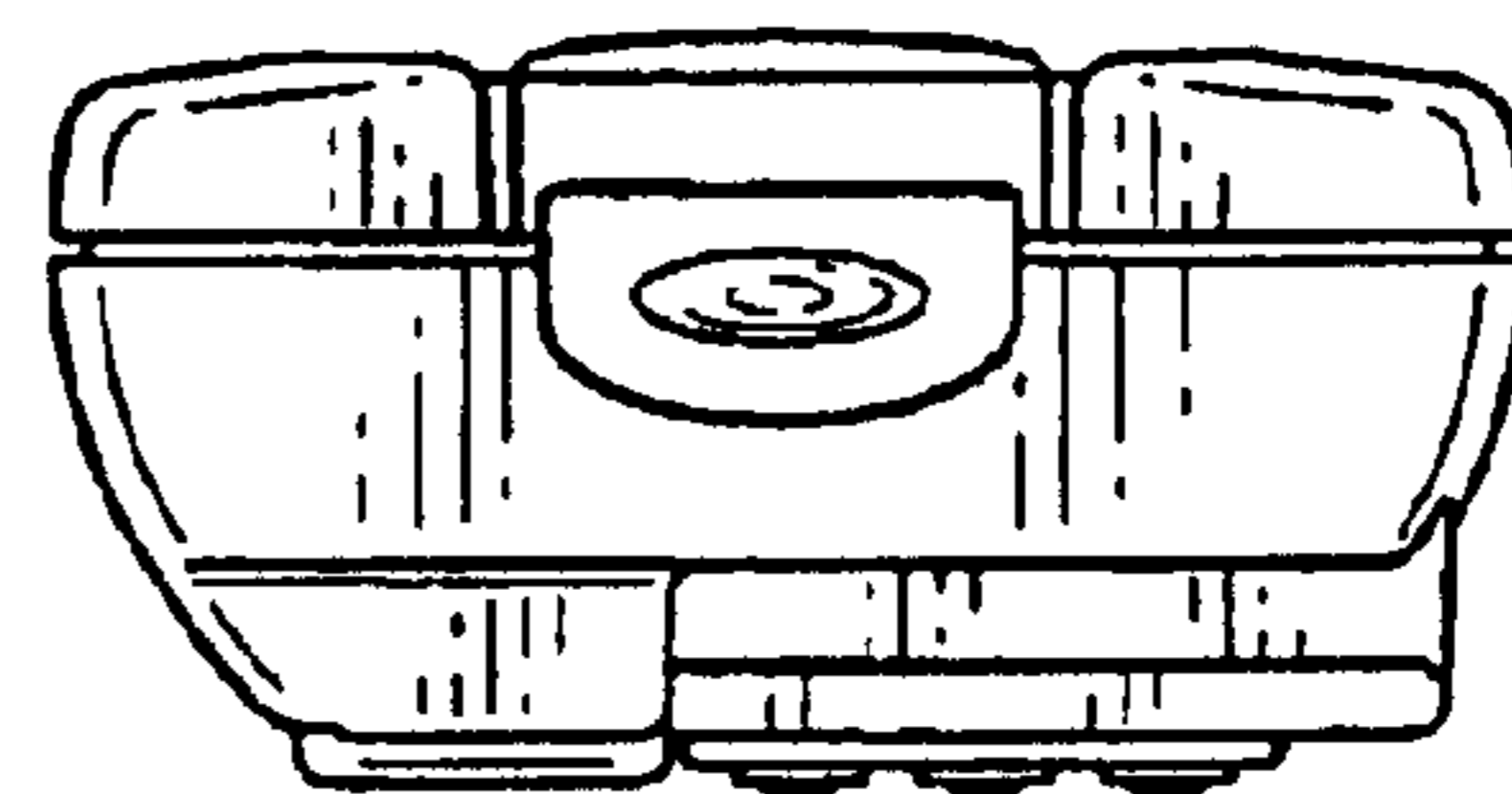


FIG. 7

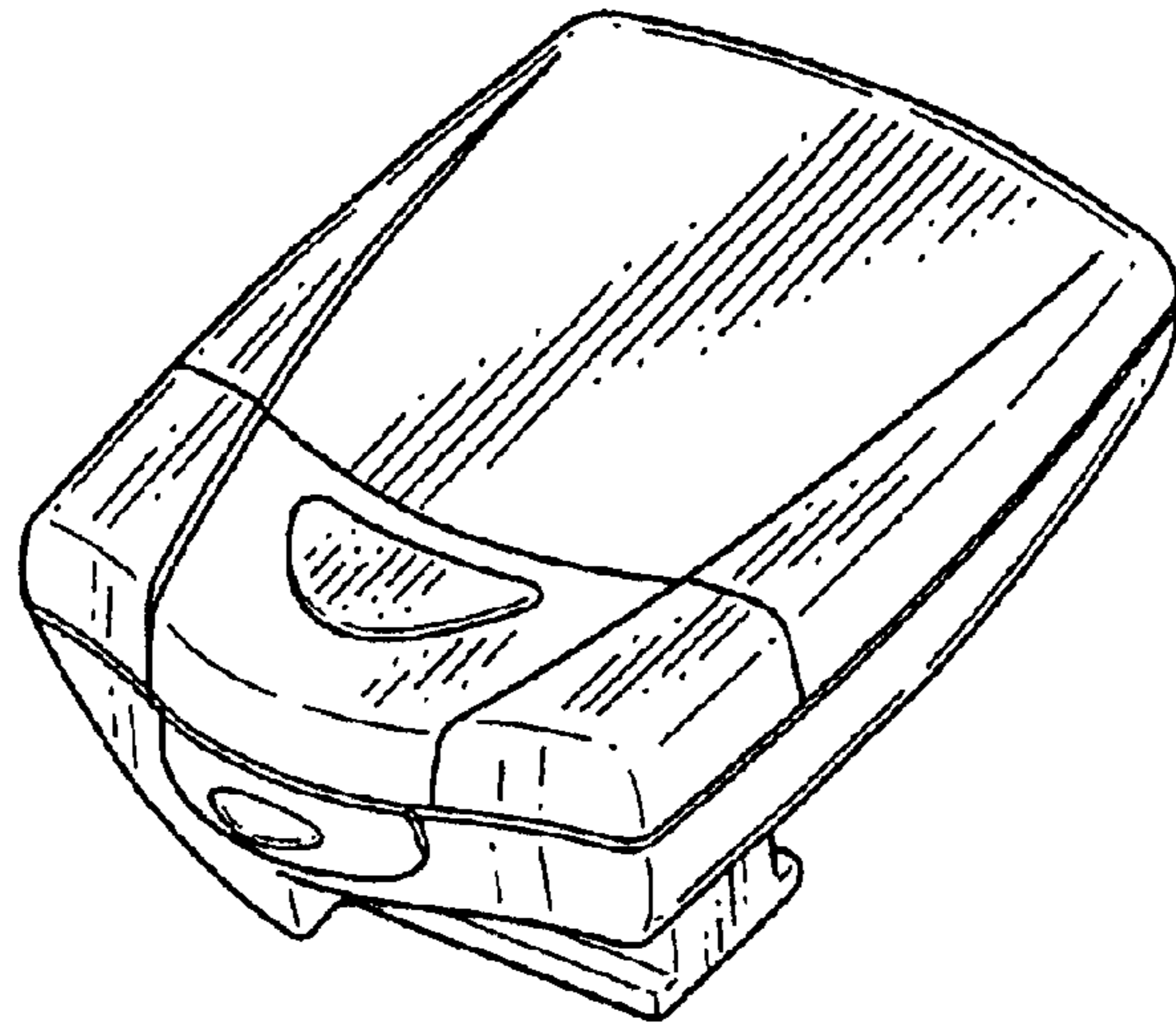


FIG. 8

