

US00D499959S

(12) **United States Design Patent** (10) **Patent No.:** **US D499,959 S**
Bretz et al. (45) **Date of Patent:** **** Dec. 21, 2004**

- (54) **BOTTLE** 5,762,221 A 6/1998 Tobias et al. 215/381
D397,614 S * 9/1998 Krishnakumar et al. D9/520
(75) Inventors: **John M. Bretz**, Crystal Lake, IL (US); 6,044,996 A * 4/2000 Carew et al. 215/381
John L. Konieczka, Lake Barrington, IL (US); **Scott A. Schoessel**, Evantson, IL (US); **Jill Maine**, Chicago, IL (US); **Roland Charriez**, Mohegan Lake, NY (US) D426,460 S 6/2000 Krishnakumar et al. D9/307
D433,322 S 11/2000 Krishnakumar et al. D9/307
D438,455 S 3/2001 Bretz et al. D9/307
D438,456 S 3/2001 Bretz et al. D9/307
D441,641 S 5/2001 Piccioli et al. D9/307
D442,474 S 5/2001 Piccioli et al. D9/307
D445,033 S 7/2001 Bretz et al. D9/520
(73) Assignee: **Stokely-Van Camp, Inc.**, Chicago, IL (US) D446,112 S 8/2001 Bretz et al. D9/307
D446,446 S 8/2001 Bretz et al. D9/307
D446,711 S 8/2001 Bretz et al. D9/307
(**) Term: **14 Years** D456,704 S 5/2002 Ranchetti D9/307
D457,055 S 5/2002 Ranchetti D9/307
D457,056 S 5/2002 Ranchetti D9/307
(21) Appl. No.: **29/169,391**
(22) Filed: **Oct. 18, 2002** * cited by examiner
(51) **LOC (7) Cl.** **09-01** *Primary Examiner*—Sandra L. Morris
(52) **U.S. Cl.** **D9/307; D9/537; D9/553** (74) *Attorney, Agent, or Firm*—Lars S. Johnson; James D. Ryndak
(58) **Field of Search** D9/500–504, 516–520, D9/537–543, 549–550, 552, 556–564, 569–570, 307; 215/379–383, 400; 220/890

(56) **References Cited**

U.S. PATENT DOCUMENTS

D294,462 S	3/1988	Ota et al.	D9/392
D294,678 S	3/1988	Papa	D9/392
D294,679 S	3/1988	Griesing et al.	D9/401
5,067,622 A	11/1991	Garver et al.	215/1 C
5,385,250 A *	1/1995	Pasquale	215/400
D369,499 S	5/1996	Scott et al.	D9/520

(57) **CLAIM**

The ornamental design for a bottle, as shown and described.

DESCRIPTION

FIG. 1 is a perspective view of a bottle showing the new design;
FIG. 2 is an elevational view thereof;
FIG. 3 is a top plan view thereof; and,
FIG. 4 is a bottom plan view thereof.

1 Claim, 2 Drawing Sheets

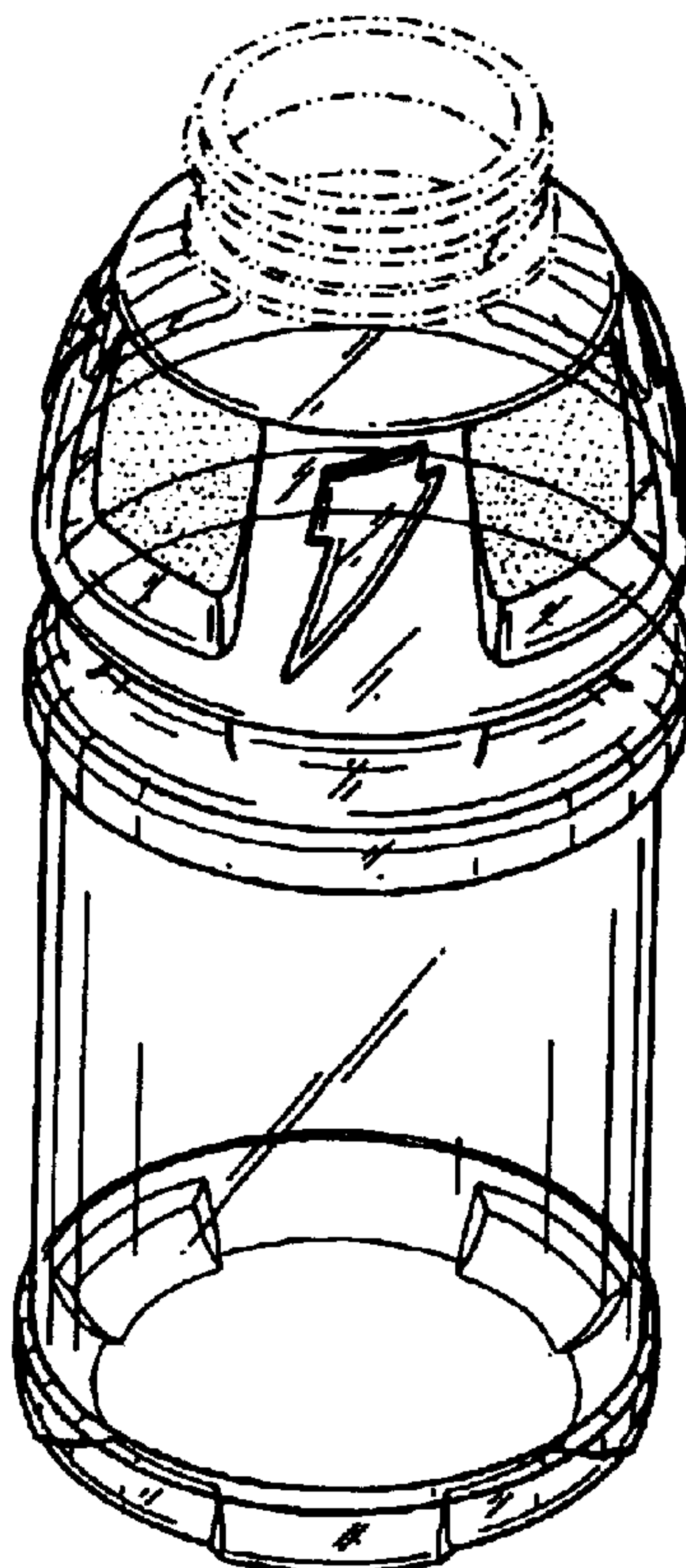


FIG. 1

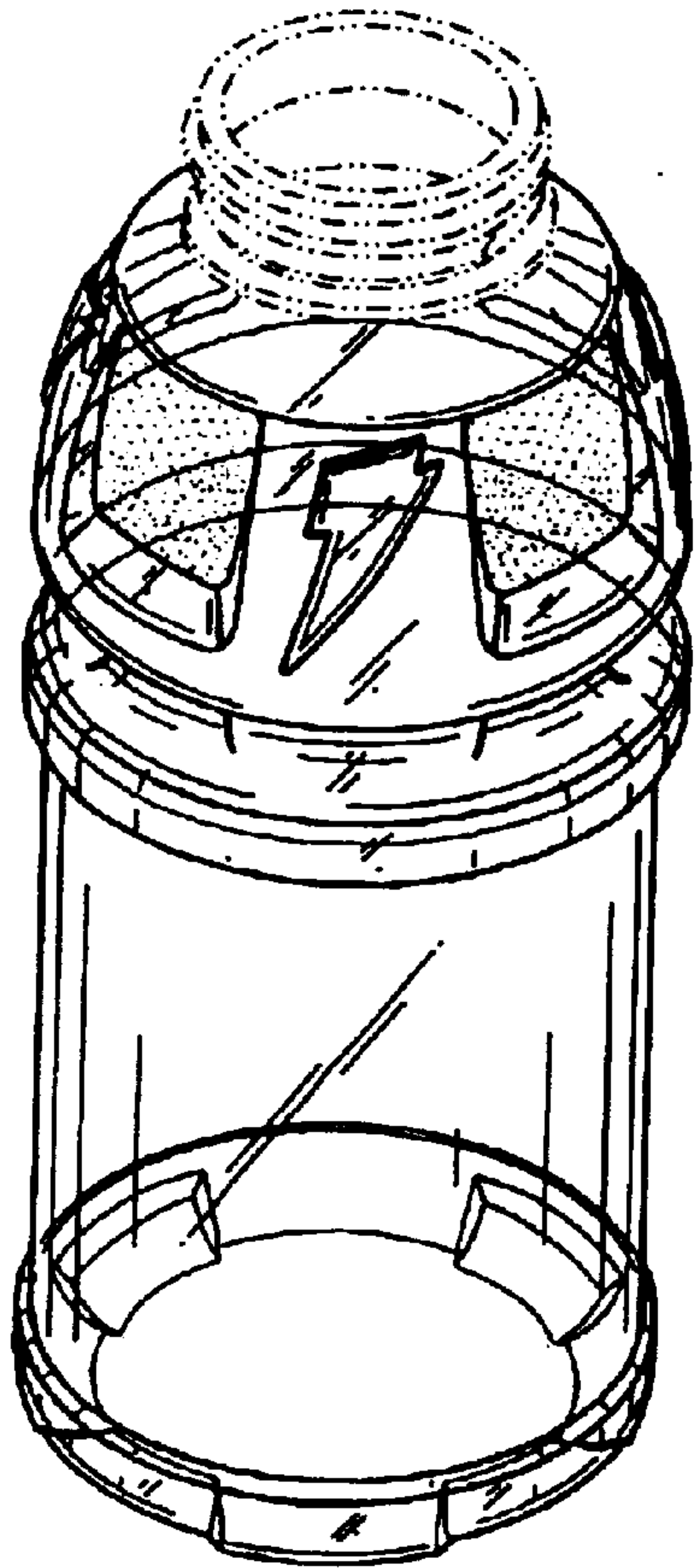


FIG. 2






FIG. 3

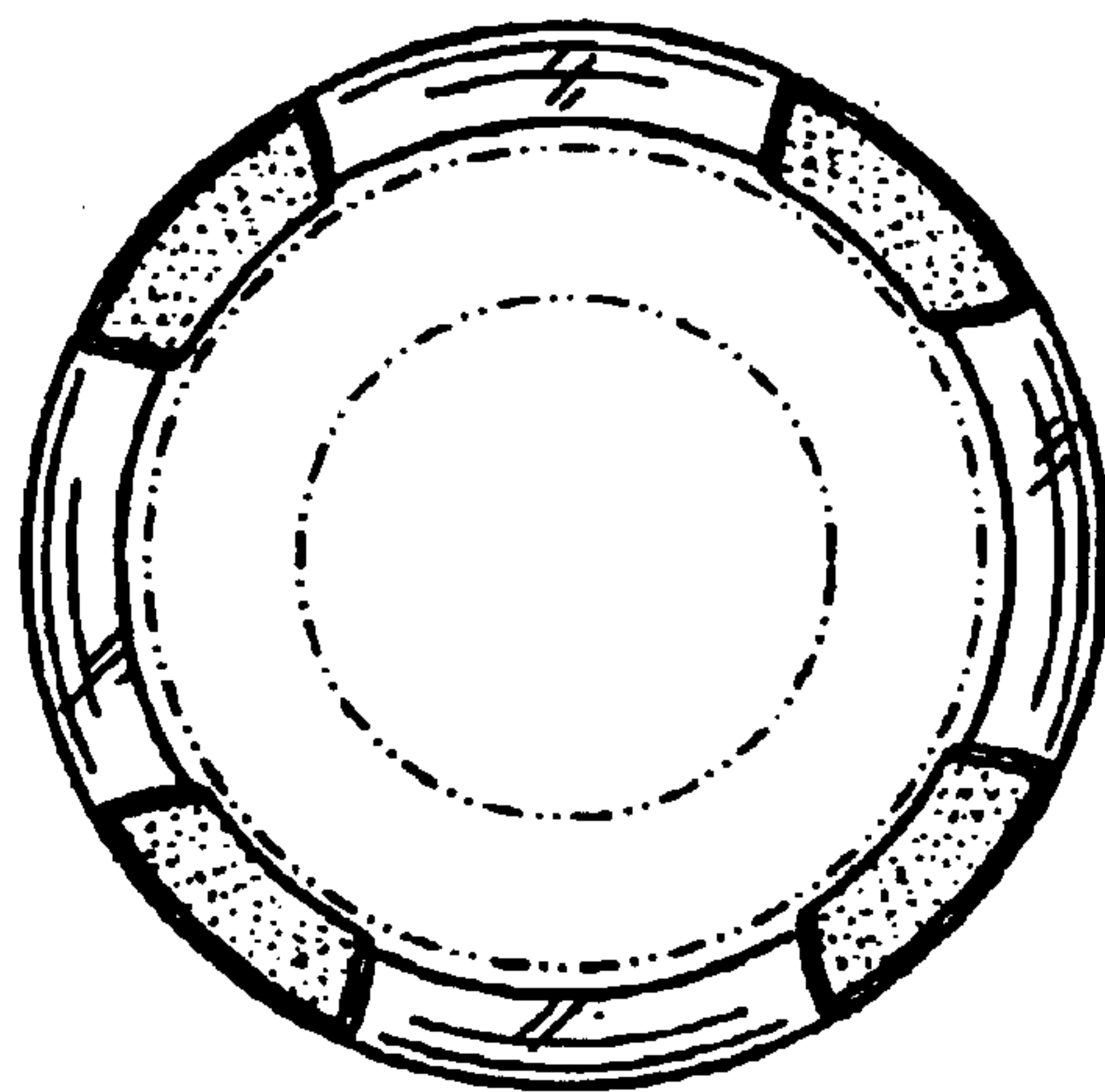


FIG. 4