



US00D499955S

(12) **United States Design Patent** (10) **Patent No.:** **US D499,955 S**
Victory (45) **Date of Patent:** **** Dec. 21, 2004**

(54) **SHOWER CURTAIN RING**

(75) Inventor: **Liz Victory**, New York, NY (US)

(73) Assignee: **Liz Victory Inc.**, New York, NY (US)

(**) Term: **14 Years**

(21) Appl. No.: **29/206,449**

(22) Filed: **May 28, 2004**

(51) **LOC (7) Cl.** **08-05**

(52) **U.S. Cl.** **D8/367**

(58) **Field of Search** D8/367-368, 373;
D11/14; 160/87.2, 330

(56) **References Cited**

U.S. PATENT DOCUMENTS

D42,689 S	*	7/1912	Kerr	D8/368
1,526,498 A	*	2/1925	Jung	70/458
2,316,337 A	*	4/1943	Kenney	160/330
D153,898 S	*	5/1949	Pollak	D8/368
D366,206 S	*	1/1996	Hogan et al.	D8/367
D394,800 S	*	6/1998	Smiley et al.	D8/368

* cited by examiner

Primary Examiner—Holly Baynham
(74) *Attorney, Agent, or Firm*—Steinberg & Raskin, P.C.

(57) **CLAIM**

I claim the ornamental design for a shower curtain ring, as shown and described.

DESCRIPTION

FIG. 1 illustrates a perspective view of a shower curtain ring of the present invention;

FIG. 2 illustrates a top plan view of the shower curtain ring of the present invention;

FIG. 3 illustrates a left side view of the shower curtain ring of the present invention;

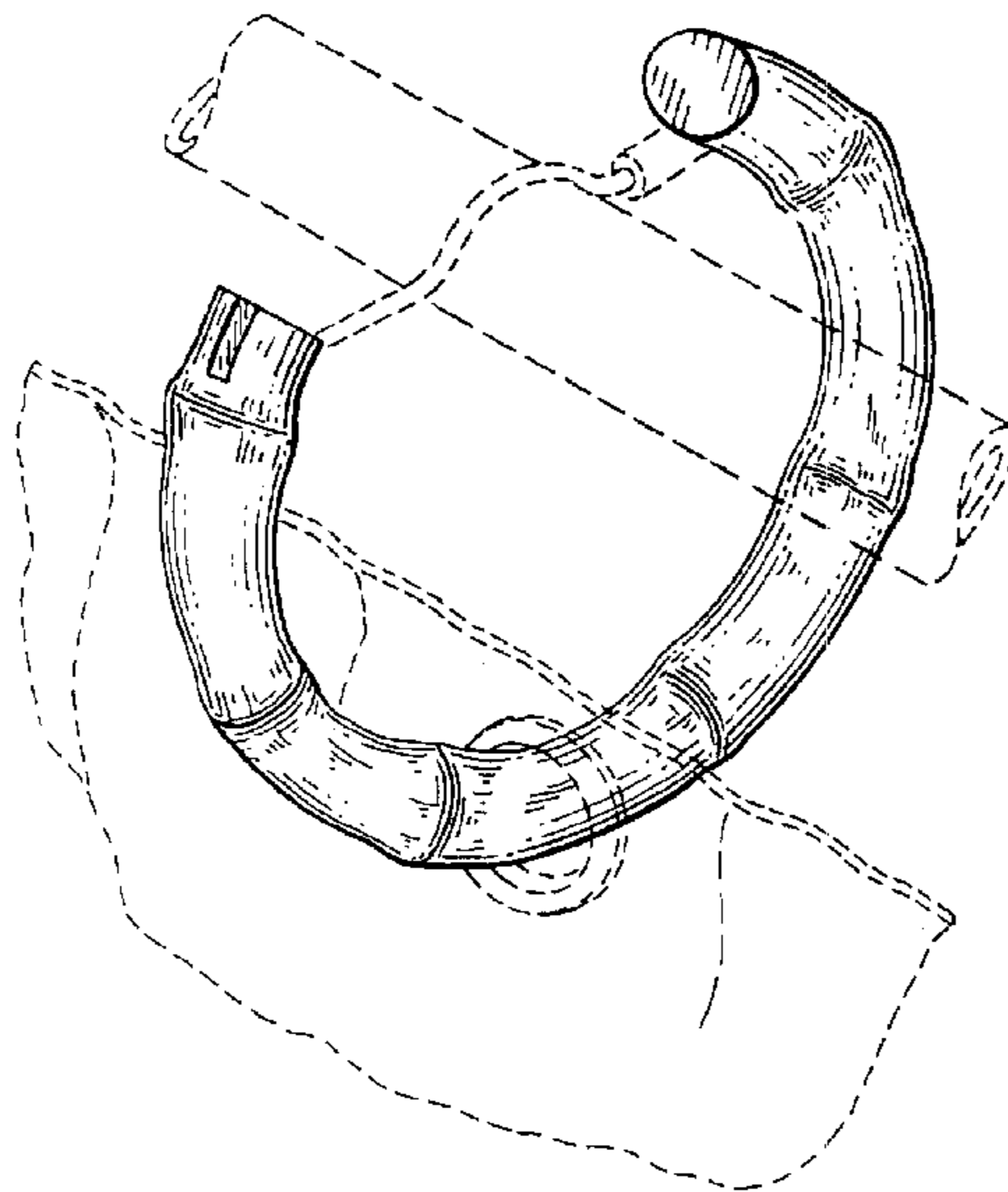
FIG. 4 illustrates a front view of the shower curtain ring of the present invention, the rear side thereof being symmetrical with the front view;

FIG. 5 illustrates right side view of the shower curtain ring of the present invention; and,

FIG. 6 illustrates a bottom view of the shower curtain ring of the present invention.

The broken lines of FIGS. 1-6 are for illustrative purposes only and form no part of the claimed design.

1 Claim, 2 Drawing Sheets



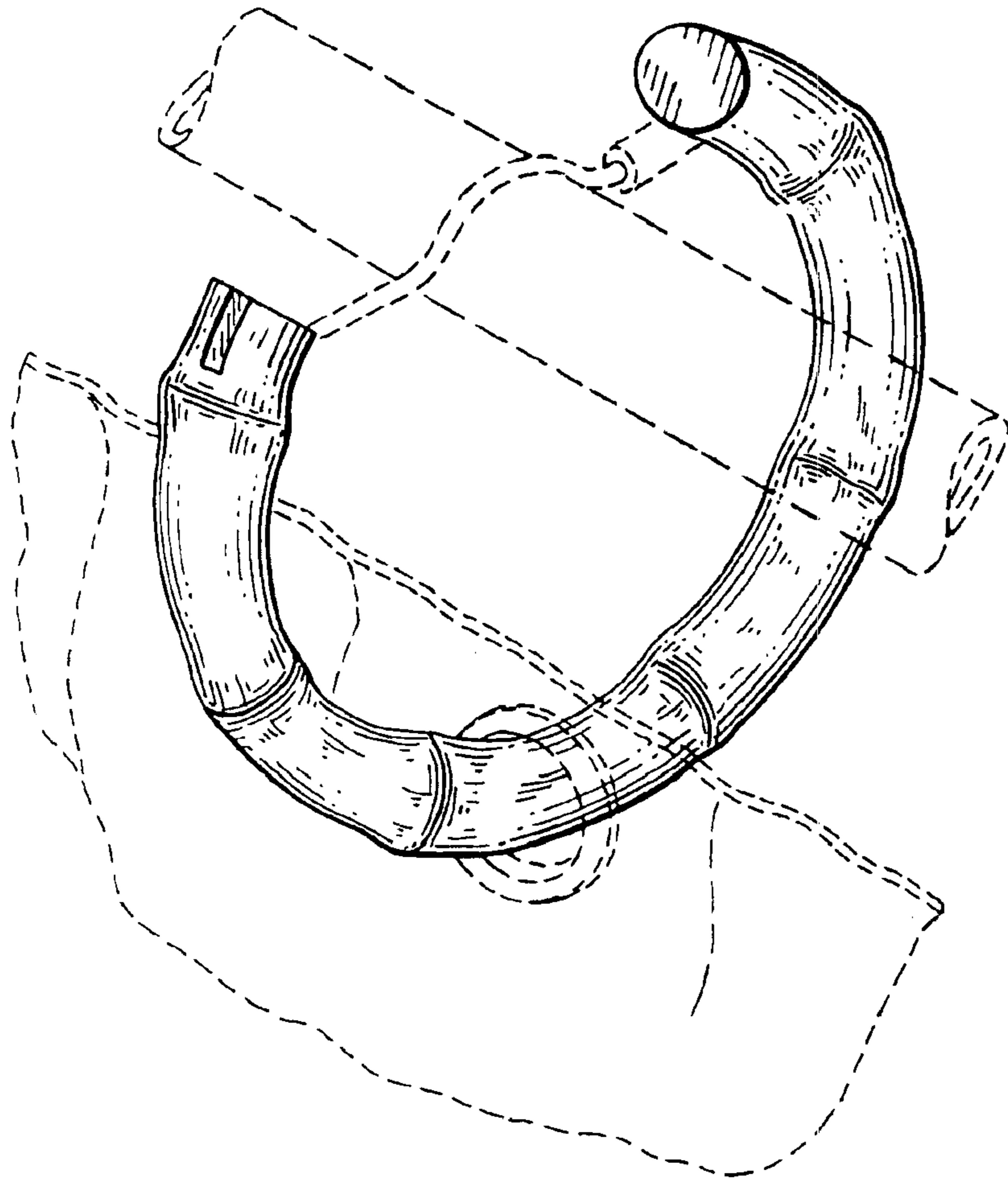


FIG. 1



FIG. 3

FIG. 2



FIG. 4

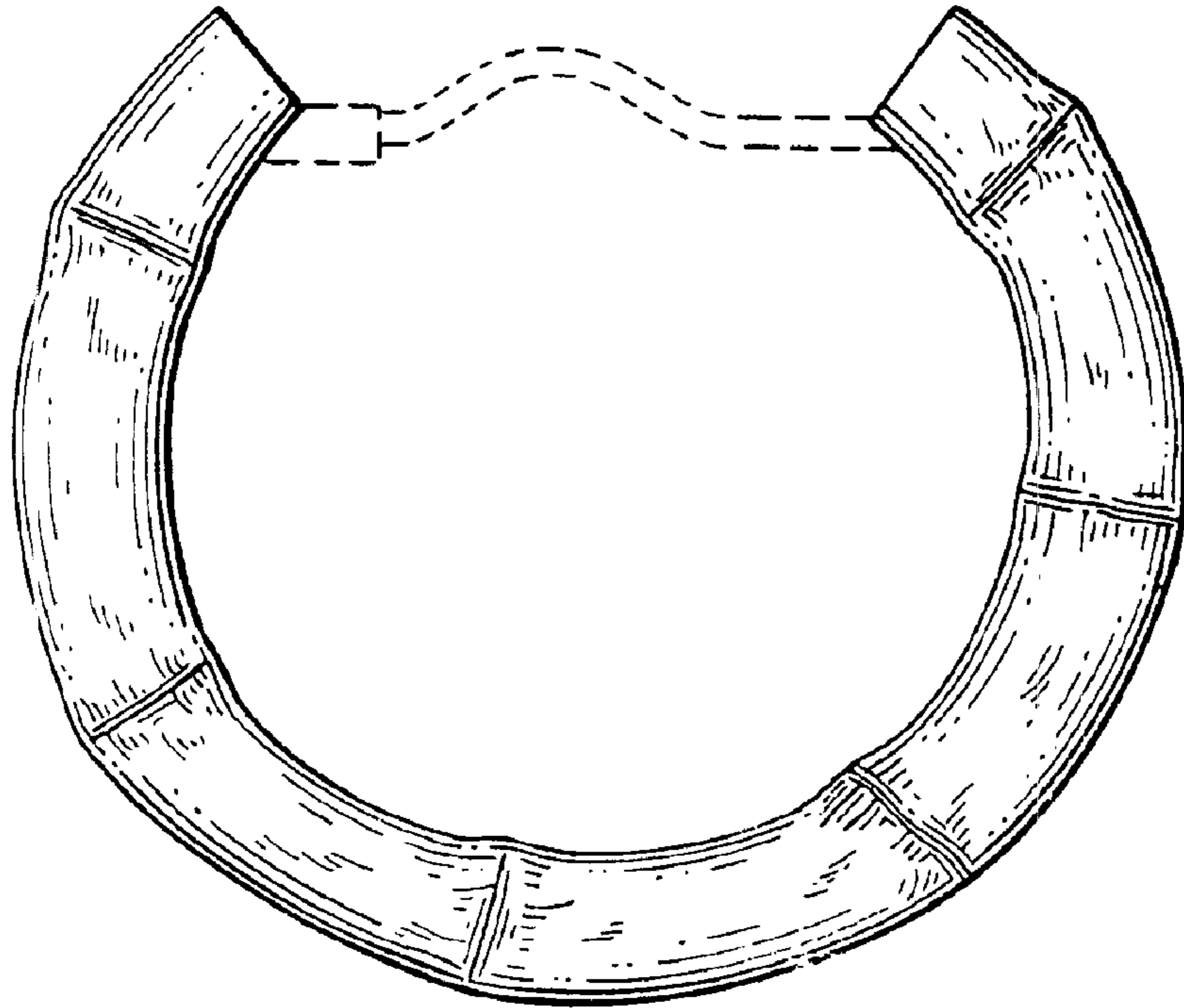


FIG. 5


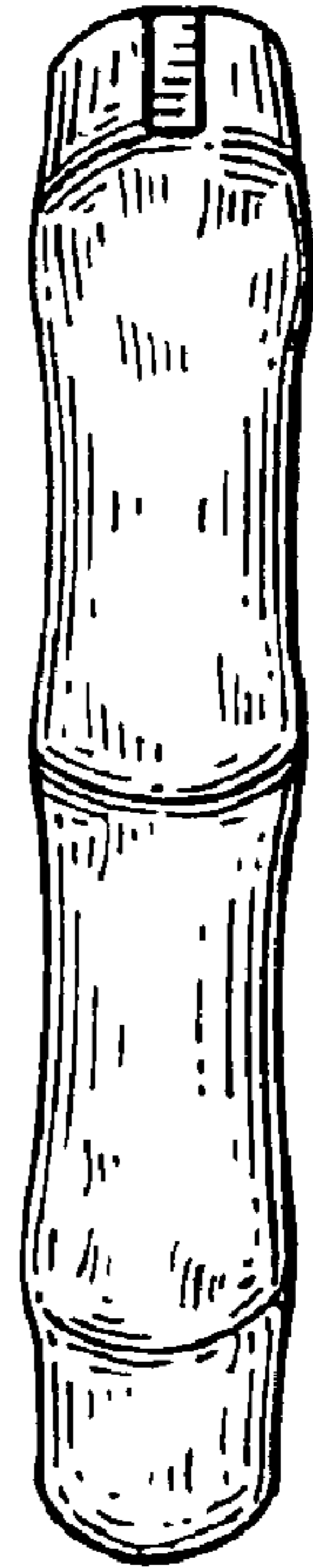


FIG. 6