

US00D499949S

(12) **United States Design Patent**
Roberts, III

(10) **Patent No.: US D499,949 S**

(45) **Date of Patent: ** Dec. 21, 2004**

(54) **ENTRYSET**

D447,927 S * 9/2001 LaPlume et al. D8/302
D451,782 S * 12/2001 Dewald D8/317
D487,388 S * 3/2004 Gundlach et al. D8/302

(75) **Inventor: Rockwood T. Roberts, III, Shillington, PA (US)**

* cited by examiner

(73) **Assignee: Newfrey LLC, Newark, DE (US)**

Primary Examiner—Paula A. Greene

(**) **Term: 14 Years**

(74) *Attorney, Agent, or Firm*—Richard J. Veltman; John D. Del Ponti

(21) **Appl. No.: 29/187,476**

(57) **CLAIM**

(22) **Filed: Jul. 31, 2003**

The ornamental design for an entryset, as shown and described.

(51) **LOC (7) Cl. 08-06**

(52) **U.S. Cl. D8/302**

(58) **Field of Search** D8/300–302, 317,
D8/350, 352, 353; 70/207, 450, 452; 292/336.3,
357; 16/402, 412

DESCRIPTION

(56) **References Cited**

U.S. PATENT DOCUMENTS

D300,204 S * 3/1989 Halsted et al. D8/302
D351,980 S * 11/1994 Molteni D8/302
D351,981 S * 11/1994 Susani et al. D8/302
D362,609 S * 9/1995 Ellis et al. D8/302

FIG. 1 is a perspective view of an entryset showing my new design;

FIG. 2 is a left side view thereof;

FIG. 3 is a front elevational view thereof;

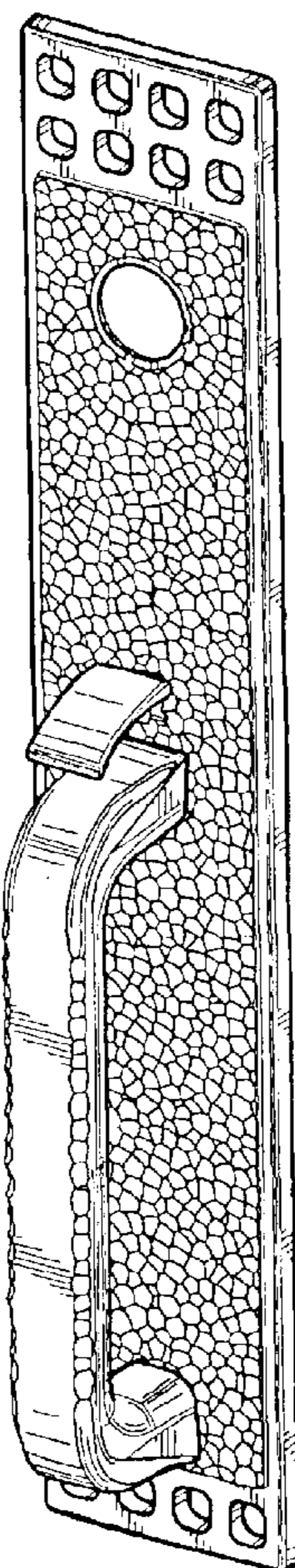
FIG. 4 is a top plan view thereof;

FIG. 5 is a right side view thereof;

FIG. 6 is a bottom plan view thereof; and,

FIG. 7 is a transverse cross-sectional view thereof.

1 Claim, 4 Drawing Sheets



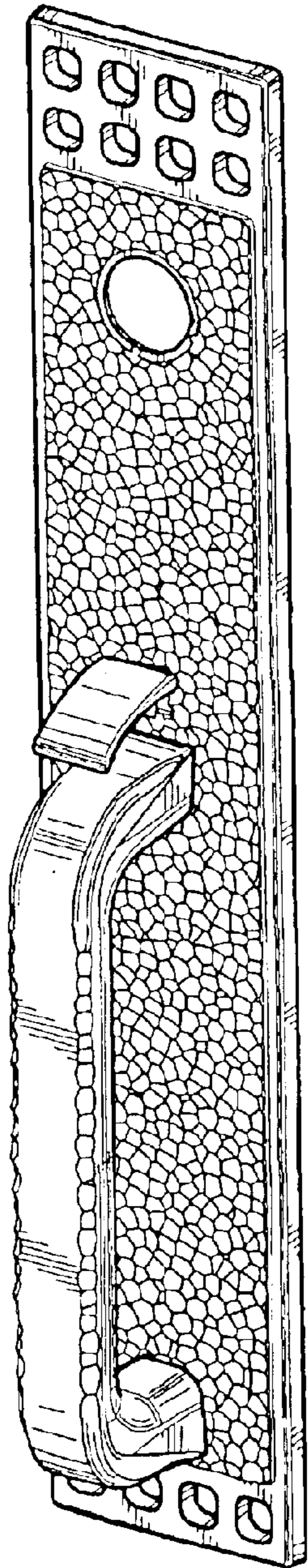


FIG - 1

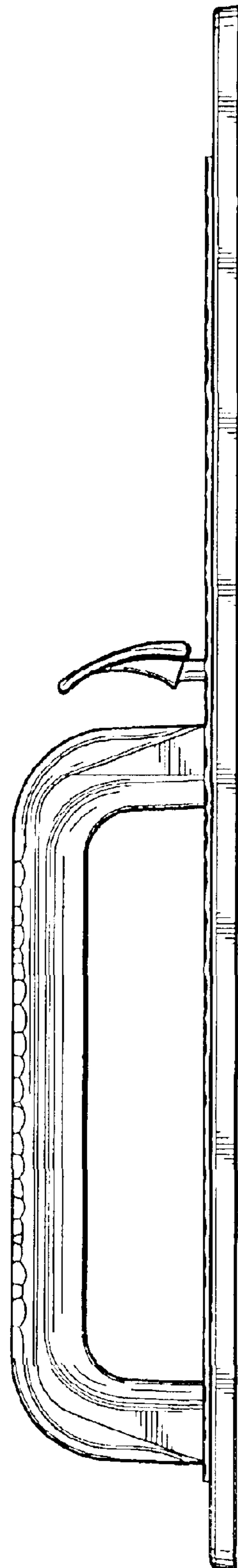


FIG - 2




FIG - 3




FIG - 4

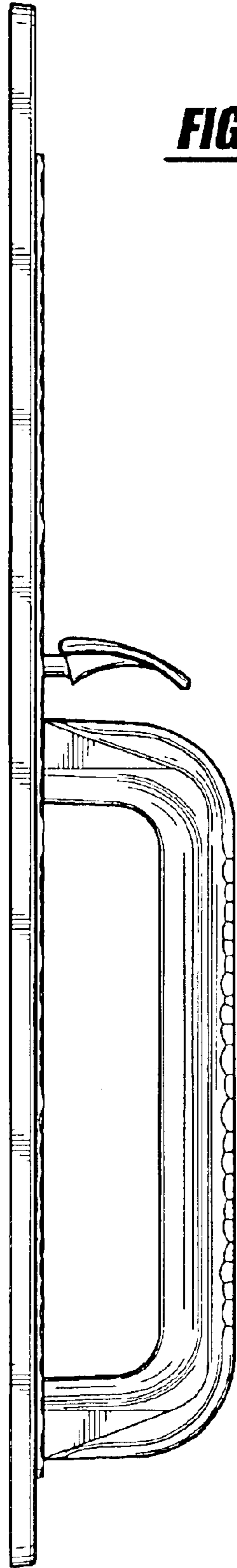


FIG - 5

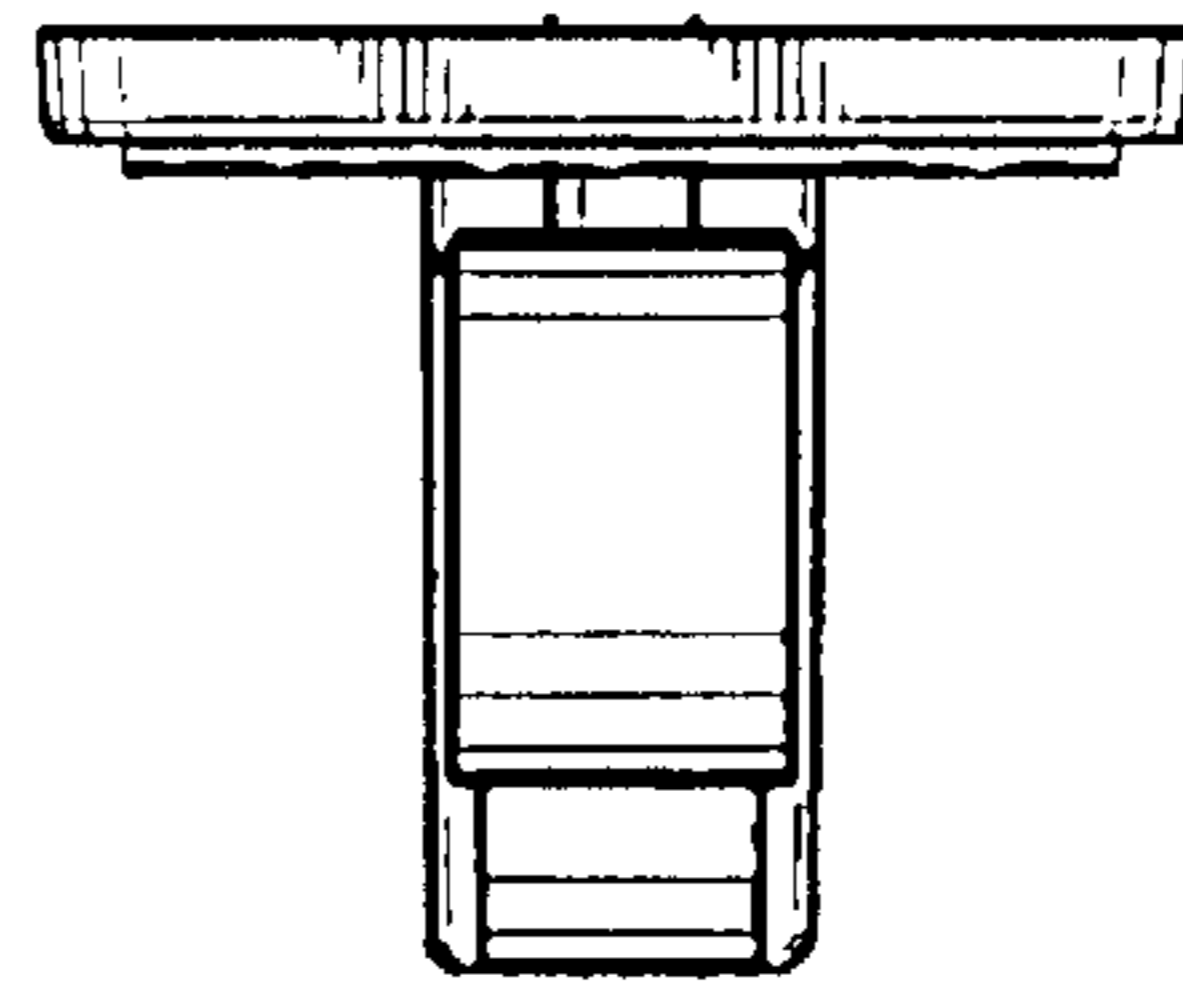


FIG - 6

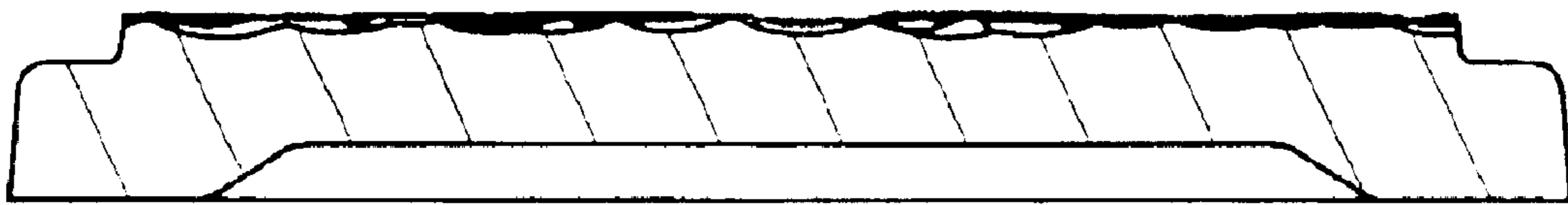


FIG - 7