

US00D499943S

(12) **United States Design Patent**
Malvoisin et al.

(10) **Patent No.:** **US D499,943 S**

(45) **Date of Patent:** **** Dec. 21, 2004**

(54) **CAKE CUTTER WITH CURVED HANDLE**

(75) Inventors: **Cédric Malvoisin**, Hergnies (FR);
Jan-Hendrik de Groot, Brussels
(BE); **Victor J. J. Cautereels**, Ranst
(BE)

(73) Assignee: **Dart Industries Inc.**, Orlando, FL (US)

(**) Term: **14 Years**

(21) Appl. No.: **29/191,758**

(22) Filed: **Oct. 14, 2003**

(51) **LOC (7) Cl.** **07-04**

(52) **U.S. Cl.** **D7/696**

(58) **Field of Search** D7/682-696, 649,
D7/650; 294/7, 8; 16/110.1, 430, 431; 30/142,
144, 147-149

D247,716 S	4/1978	Koob	
4,114,264 A *	9/1978	Buchholz	30/34.1
D303,603 S	9/1989	Zimmerman	
4,877,609 A *	10/1989	Beck et al.	D7/688
D318,151 S *	7/1991	Moses	D7/688
D397,920 S	9/1998	Lillelund et al.	D7/688
6,202,754 B1	3/2001	Luttrell	168/48.1
D439,806 S	4/2001	Juhlin et al.	D7/650
D461,680 S	8/2002	Kerr	D7/393
D461,692 S	8/2002	Law	D7/695
D461,998 S	8/2002	Sylva et al.	D7/650
D463,223 S *	9/2002	Bien	D7/696

* cited by examiner

Primary Examiner—Terry A. Wallace

(74) *Attorney, Agent, or Firm*—John A. Doninger

(57) **CLAIM**

The ornamental design for a cake cutter with curved handle, as shown and described.

(56) **References Cited**

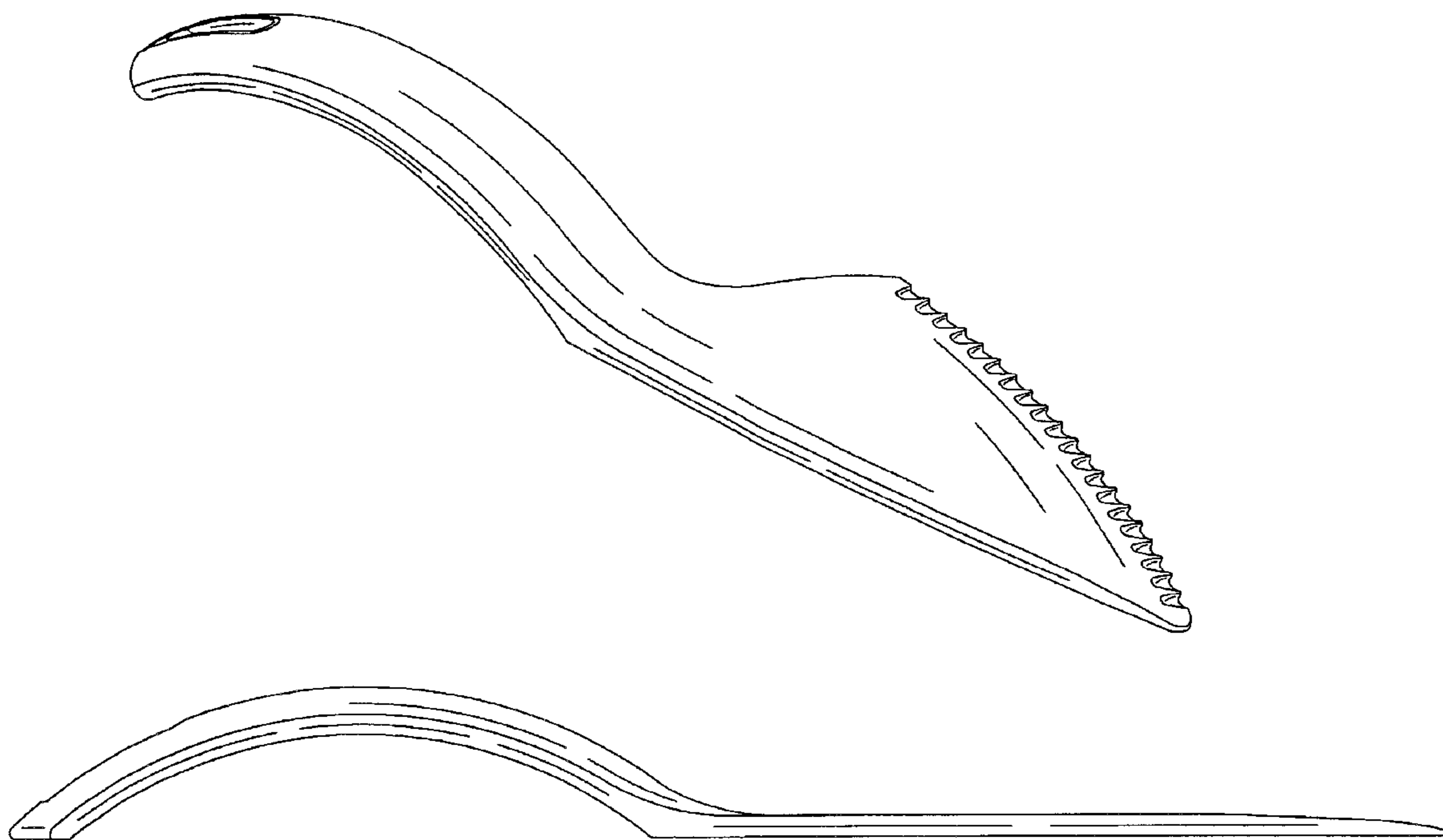
U.S. PATENT DOCUMENTS

2,141,223 A *	12/1938	Pistorius	294/7
D177,778 S	4/1956	Tupper	
2,836,209 A	5/1958	Zern	
3,092,411 A	6/1963	Hardy	
D202,892 S	11/1965	Centa	
D233,644 S	11/1974	Montesi	
D236,793 S	9/1975	Benktzon et al.	
D237,449 S	11/1975	Montesi	
D237,450 S	11/1975	Montesi	

DESCRIPTION

FIG. 1 is a top, side and front perspective view of a cake cutter with curved handle showing the new design; FIG. 2 is a left side elevation view thereof; FIG. 3 is a right side elevation view thereof; FIG. 4 is a front elevation view thereof; FIG. 5 is a rear elevation view thereof; FIG. 6 is a top plan view thereof; and, FIG. 7 is a bottom plan view thereof.

1 Claim, 3 Drawing Sheets



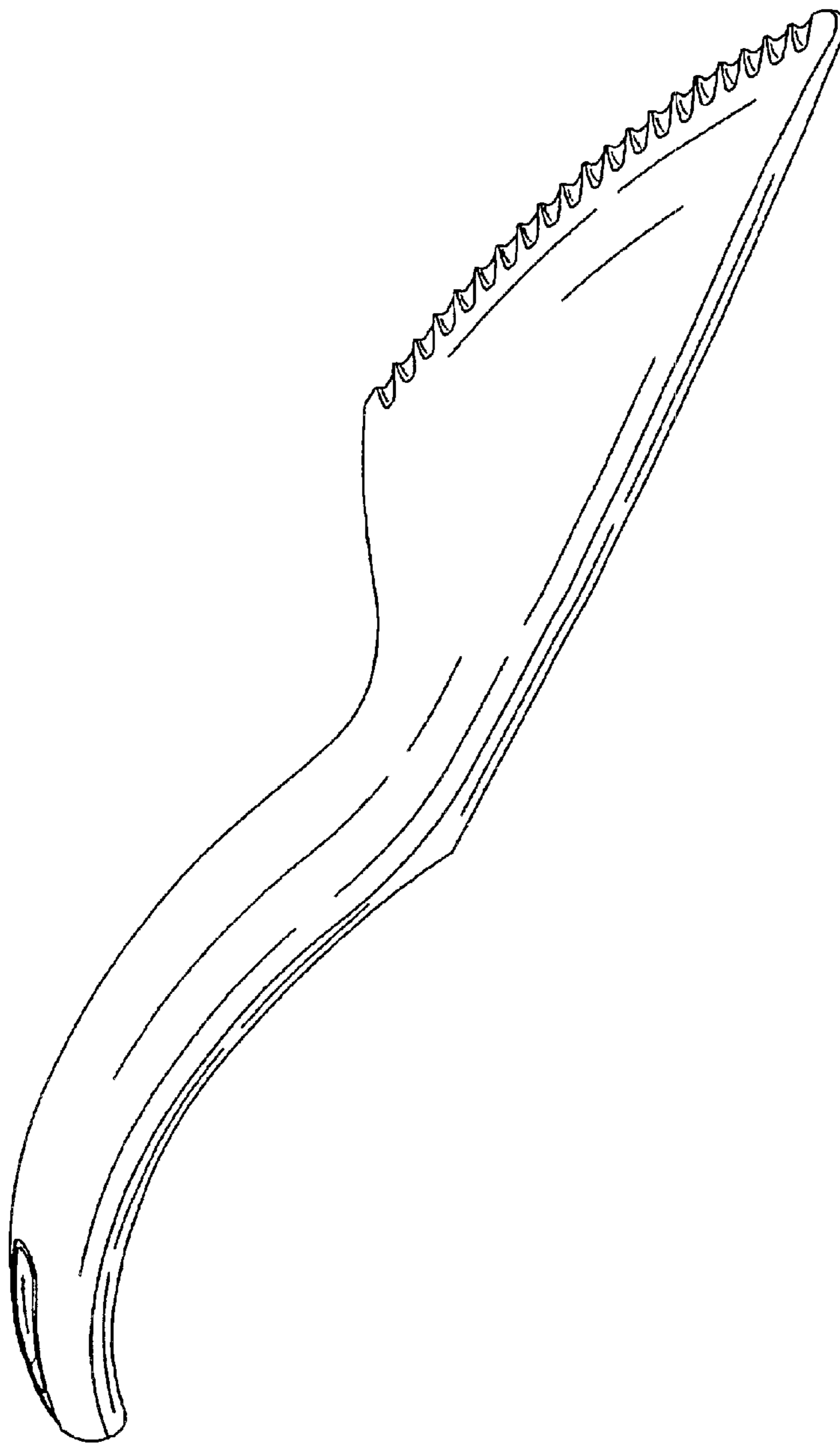


FIG. 1




FIG. 2

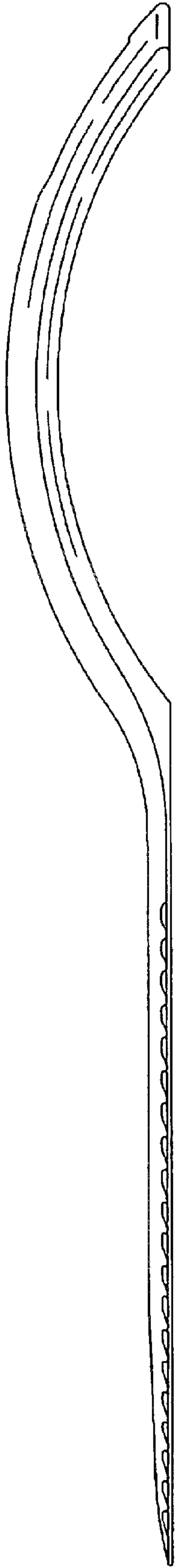


FIG. 3

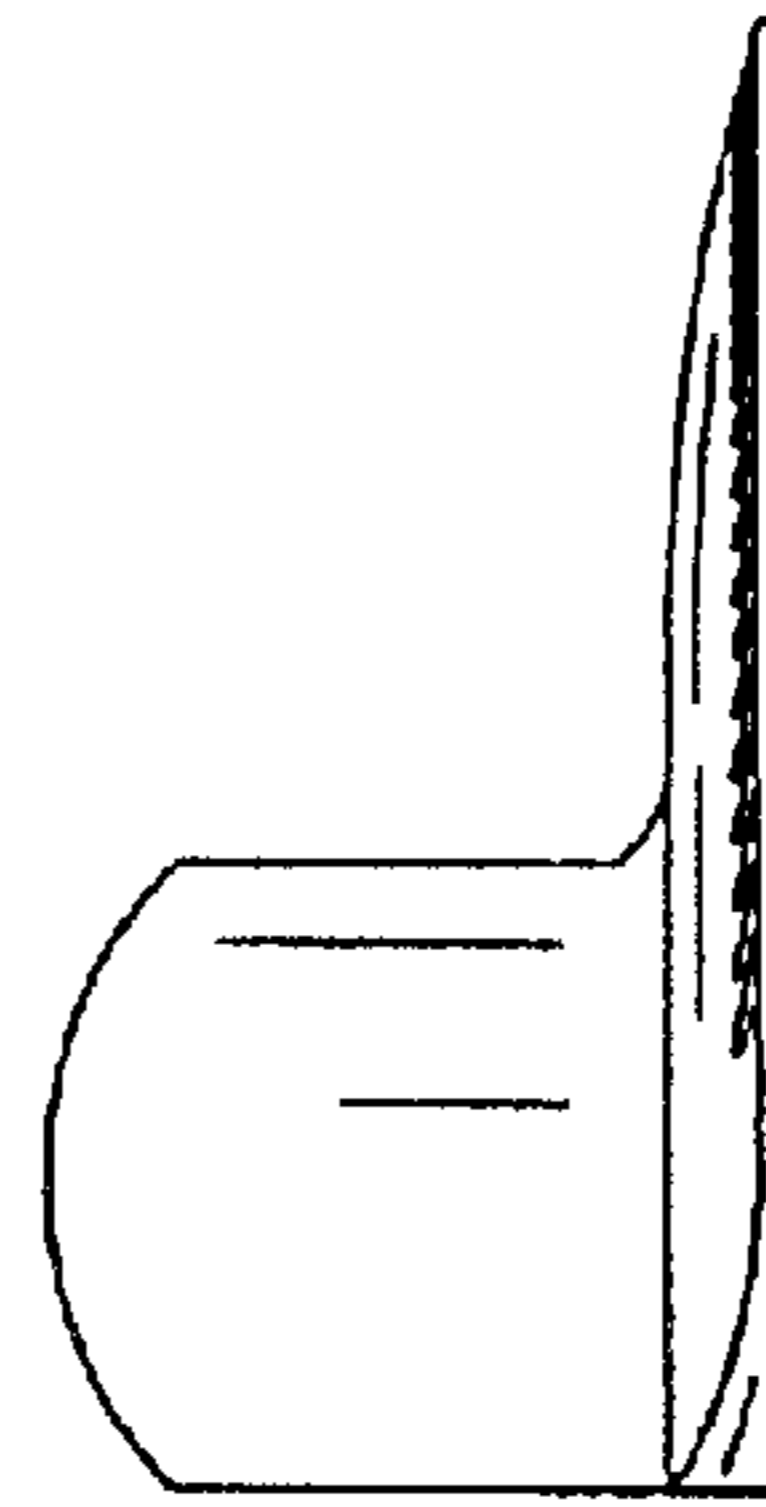


FIG. 4

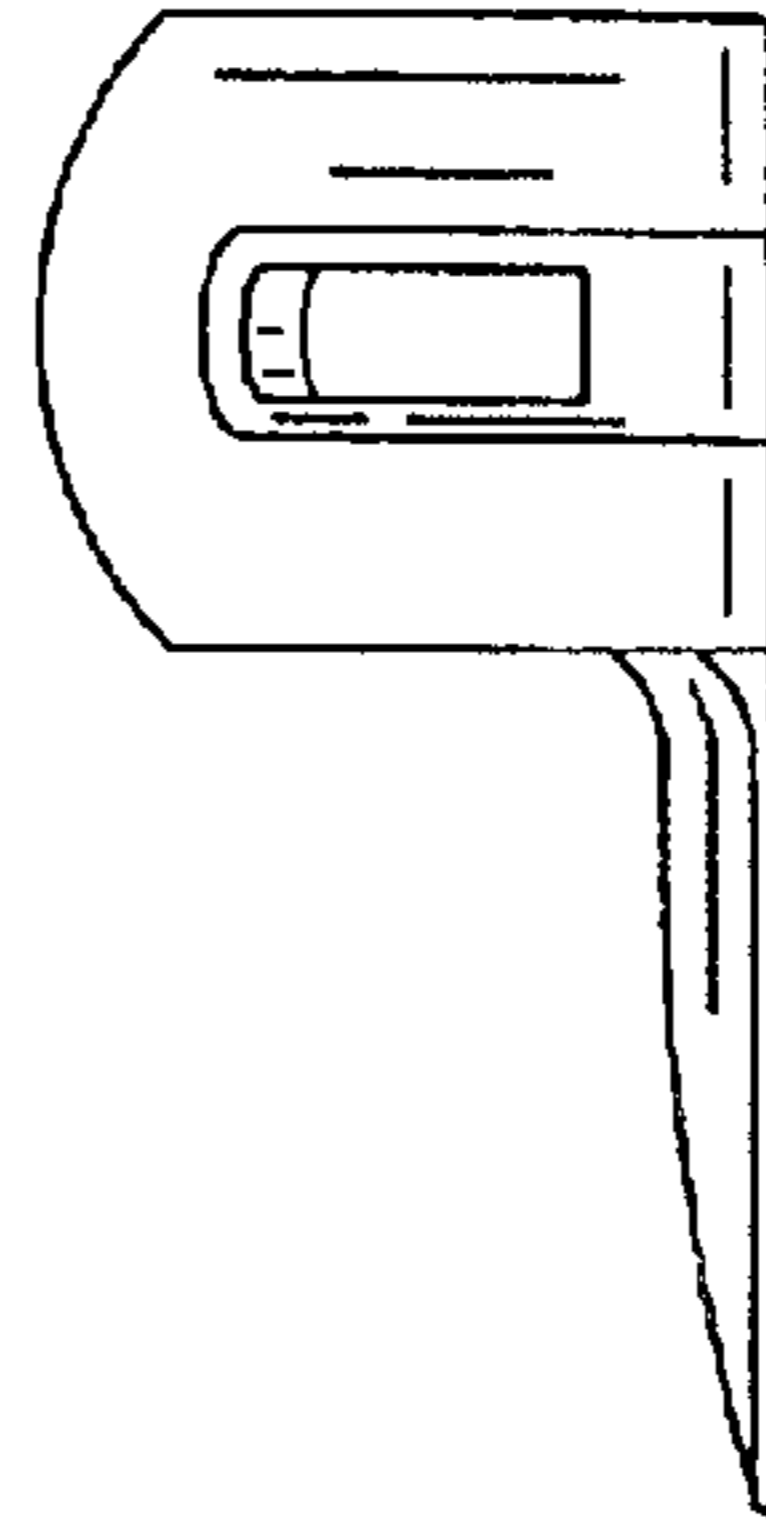


FIG. 5

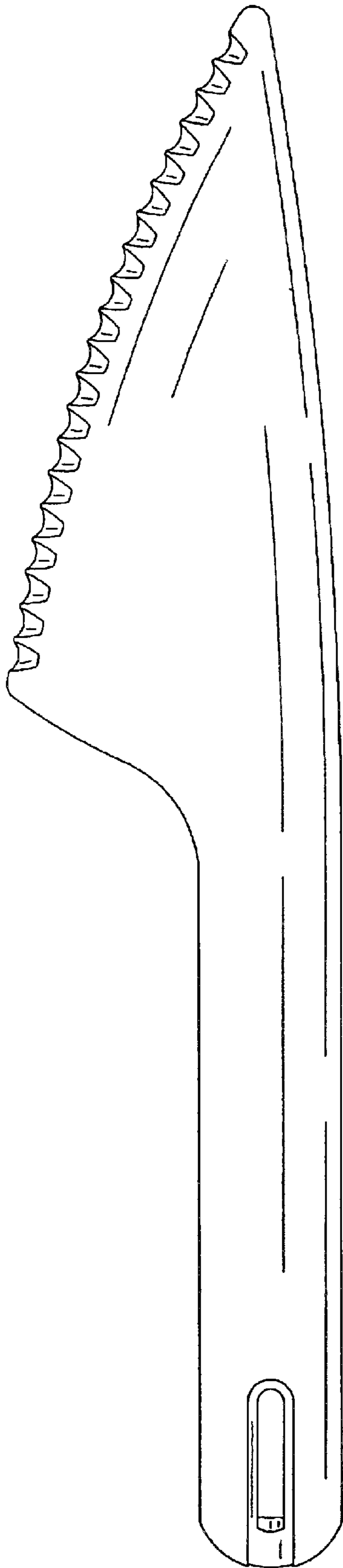


FIG. 6




FIG. 7