

US00D499937S

(12) **United States Design Patent**  
**Winde-Liu**

(10) **Patent No.:** **US D499,937 S**

(45) **Date of Patent:** **\*\* Dec. 21, 2004**

(54) **BOWL**

(75) **Inventor:** **Mei-Shiu Winde-Liu, Ganderkese**  
**(DE)**

(73) **Assignee:** **Villeroy & Boch AG, Mettlach (DE)**

(\*\*) **Term:** **14 Years**

(21) **Appl. No.:** **29/197,489**

(22) **Filed:** **Jan. 15, 2004**

(30) **Foreign Application Priority Data**

Jul. 24, 2003 (EM) ..... 60678

(51) **LOC (7) Cl.** ..... **07-01**

(52) **U.S. Cl.** ..... **D7/566**

(58) **Field of Search** ..... D7/566, 567, 568,  
D7/570, 586, 584, 565, 564, 354, 505;  
206/457, 818; 220/601, 910, 574, 606;  
D30/118; 126/375.1

(56) **References Cited**

**U.S. PATENT DOCUMENTS**

D37,095 S	*	8/1904	Haviland	.....	D7/570
D37,794 S	*	1/1906	Ziegler	.....	D7/570
D50,398 S	*	2/1917	Miller	.....	D7/565
D50,401 S	*	2/1917	Miller	.....	D7/565
D93,163 S	*	8/1934	Hart	.....	D7/566
D188,339 S	*	7/1960	Blumer	.....	D7/566
D214,679 S	*	7/1969	Weeber	.....	D7/584
D234,180 S	*	1/1975	Dart et al.	.....	D7/584

D291,043 S	*	7/1987	Durand	.....	D7/564
D305,847 S	*	2/1990	Durand	.....	D7/564
D353,519 S	*	12/1994	Wolfenden	.....	D7/584
D389,373 S	*	1/1998	Belue	.....	D7/354
D413,487 S	*	9/1999	Vitali	.....	D7/505
D438,063 S	*	2/2001	Indeuku	.....	D7/586
D443,479 S	*	6/2001	Indeuku	.....	D7/566
D444,350 S	*	7/2001	Indeuku	.....	D7/566
D454,989 S	*	3/2002	McLaughlin	.....	D30/118
D465,973 S	*	11/2002	Dritlein, Jr.	.....	D7/566
D479,097 S	*	9/2003	Willis	.....	D7/565
D484,749 S	*	1/2004	Garraway	.....	D7/584
D484,750 S	*	1/2004	Ayers et al.	.....	D7/586

\* cited by examiner

*Primary Examiner*—M. N. Pandozzi

(74) *Attorney, Agent, or Firm*—Friedrich Kueffner

(57) **CLAIM**

The ornamental design for a bowl, as shown and described.

**DESCRIPTION**

FIG. 1 is a perspective view of a bowl showing my new design;

FIG. 2 is a top view thereof;

FIG. 3 is a front view thereof;

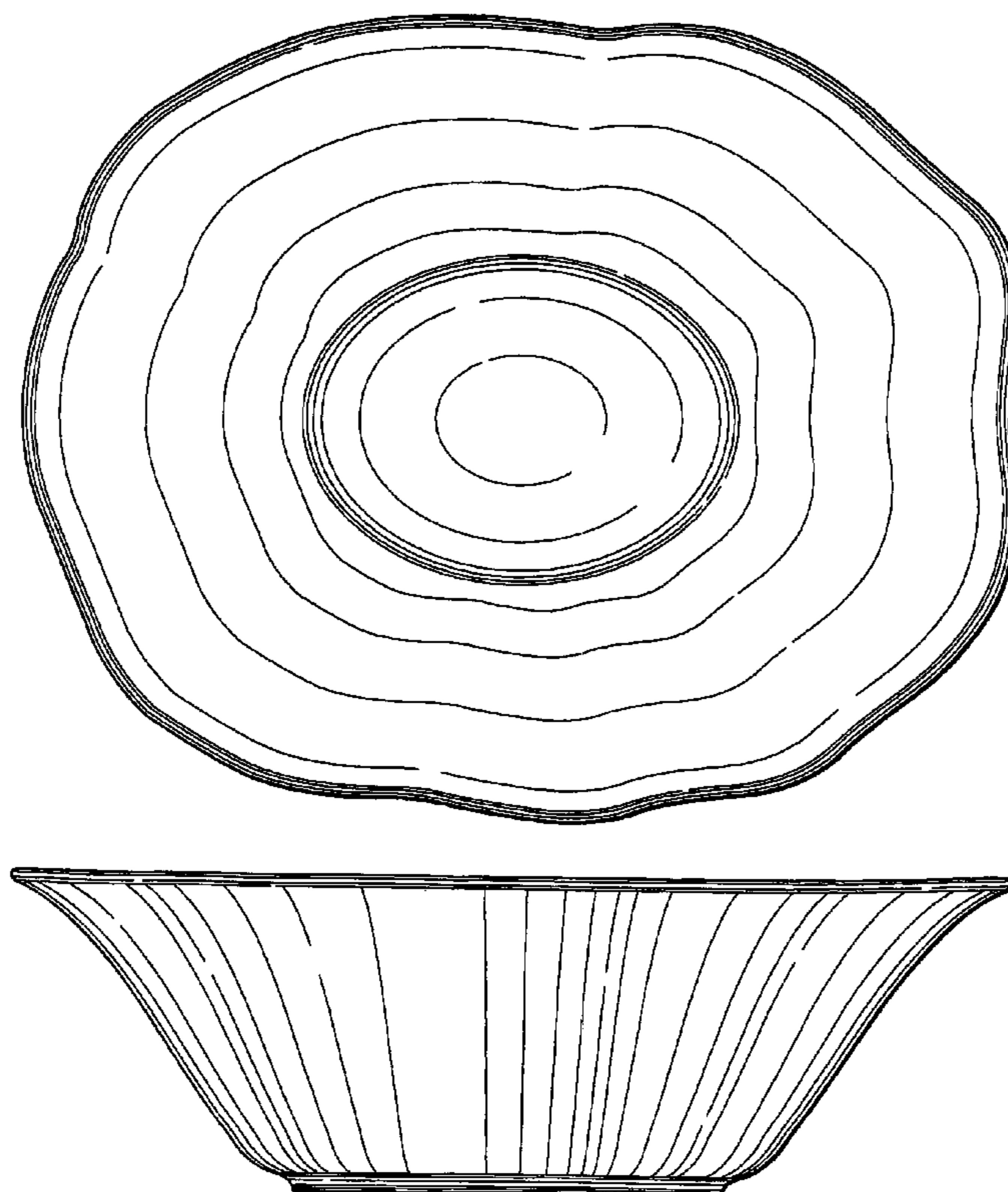
FIG. 4 is a back view thereof;

FIG. 5 is a bottom view thereof;

FIG. 6 is a side view thereof; and,

FIG. 7 is a another side view thereof.

**1 Claim, 5 Drawing Sheets**



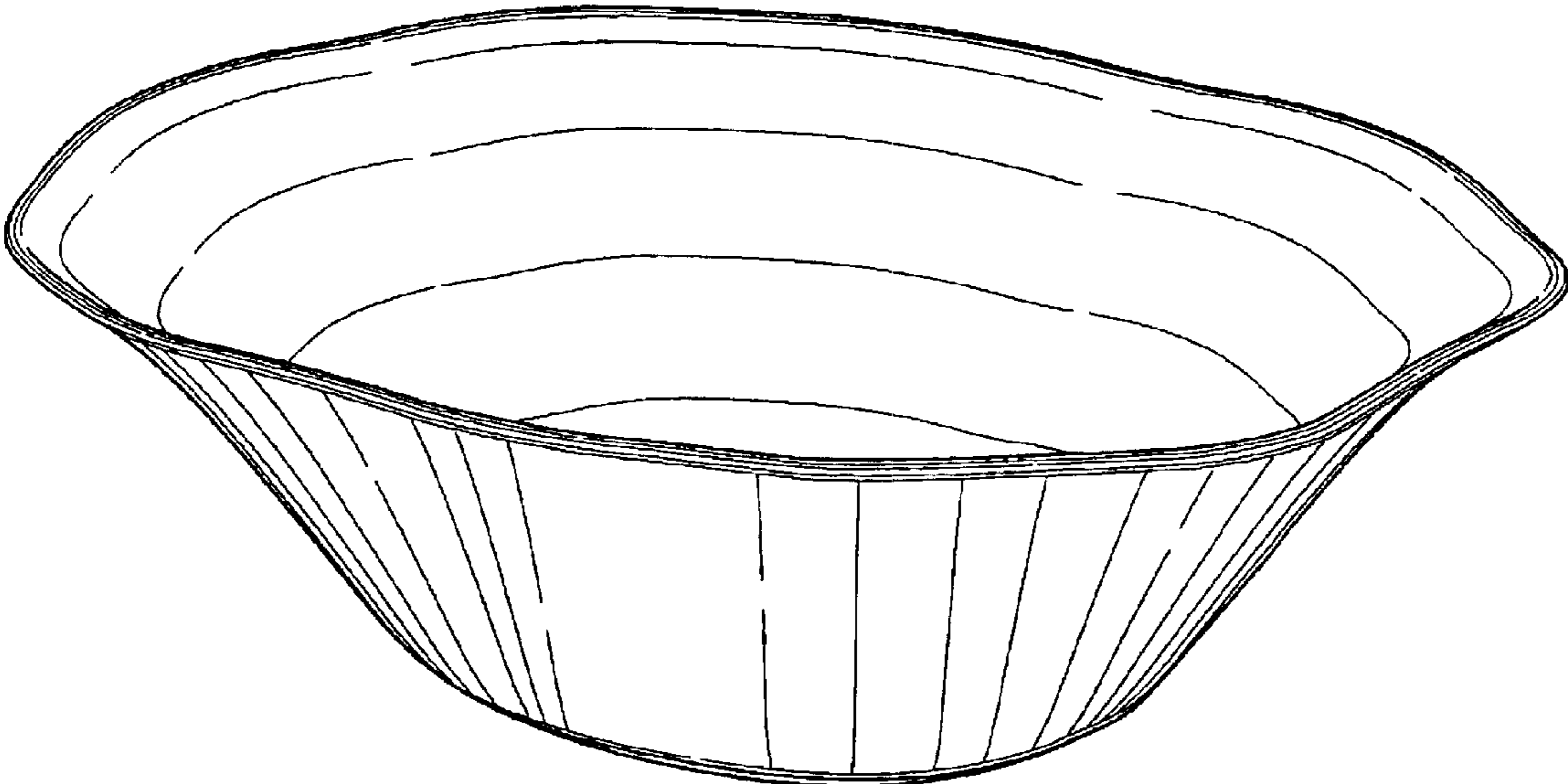
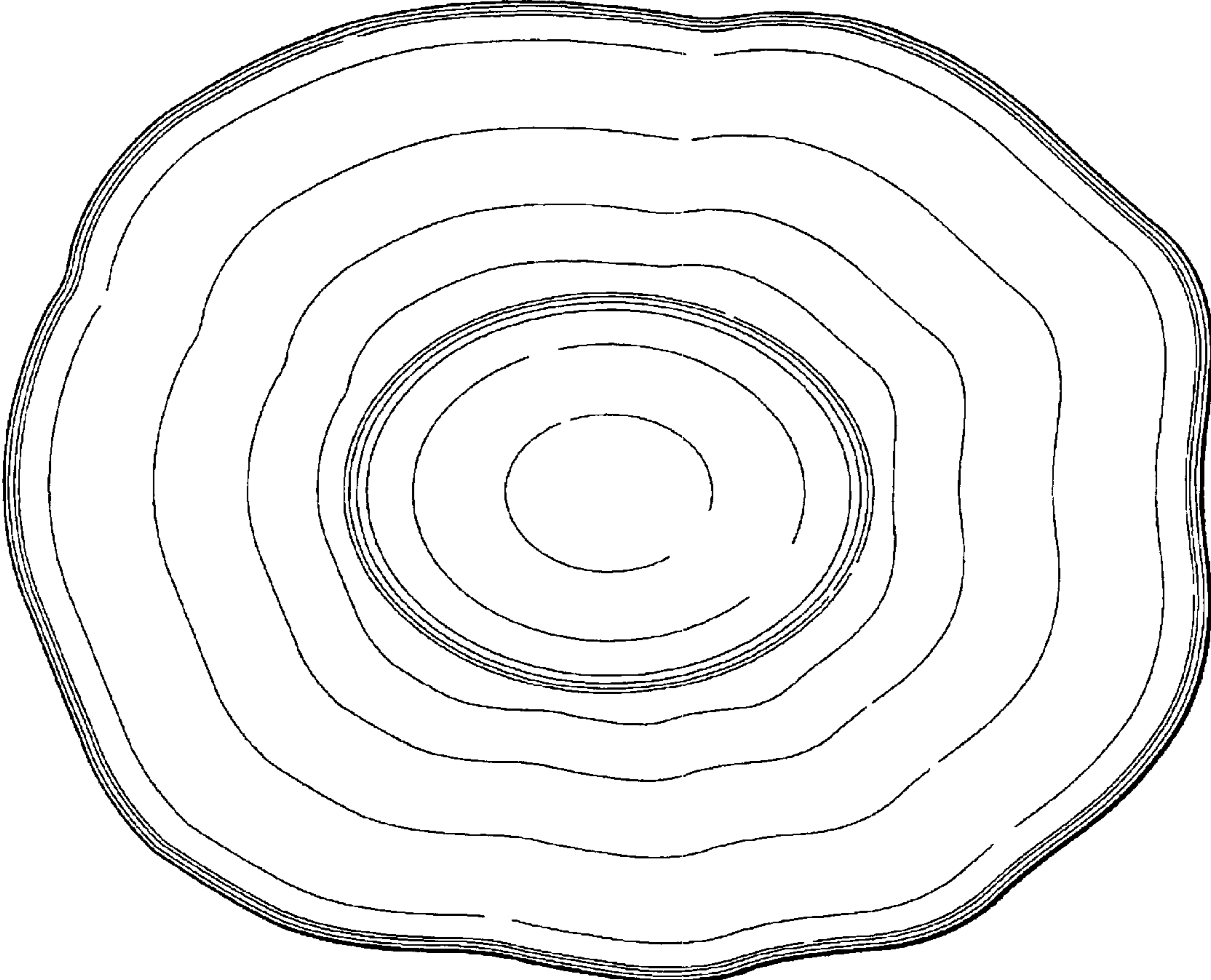
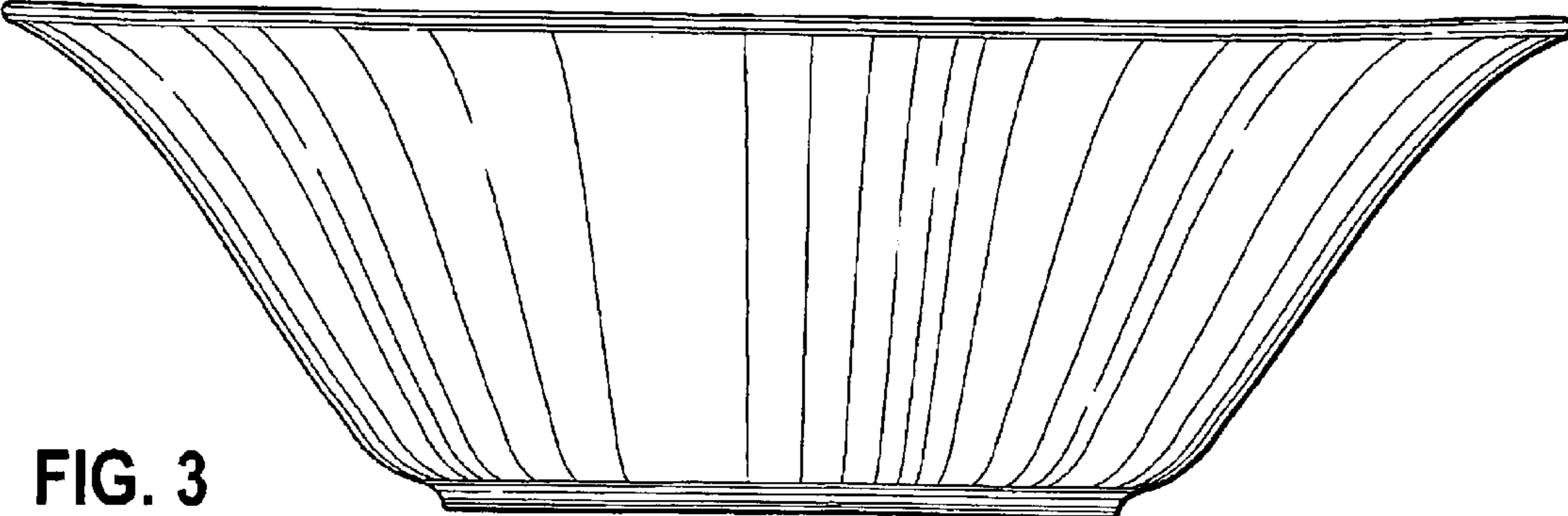


FIG. 1

**FIG. 2**



**FIG. 3**



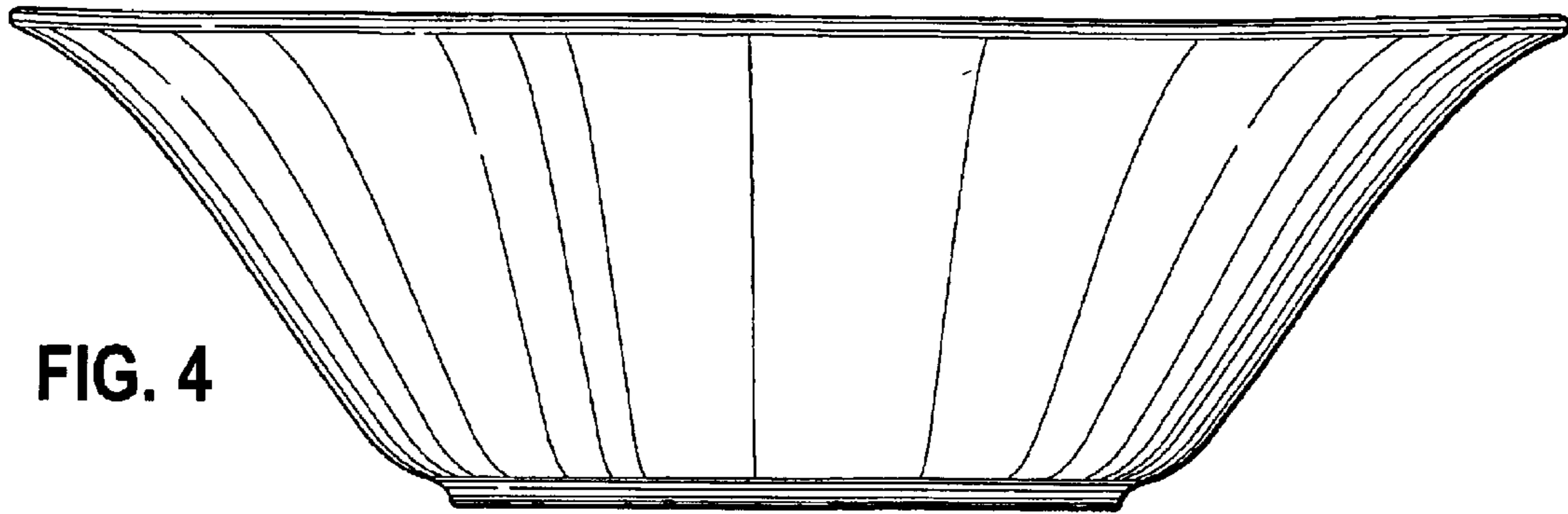


FIG. 4

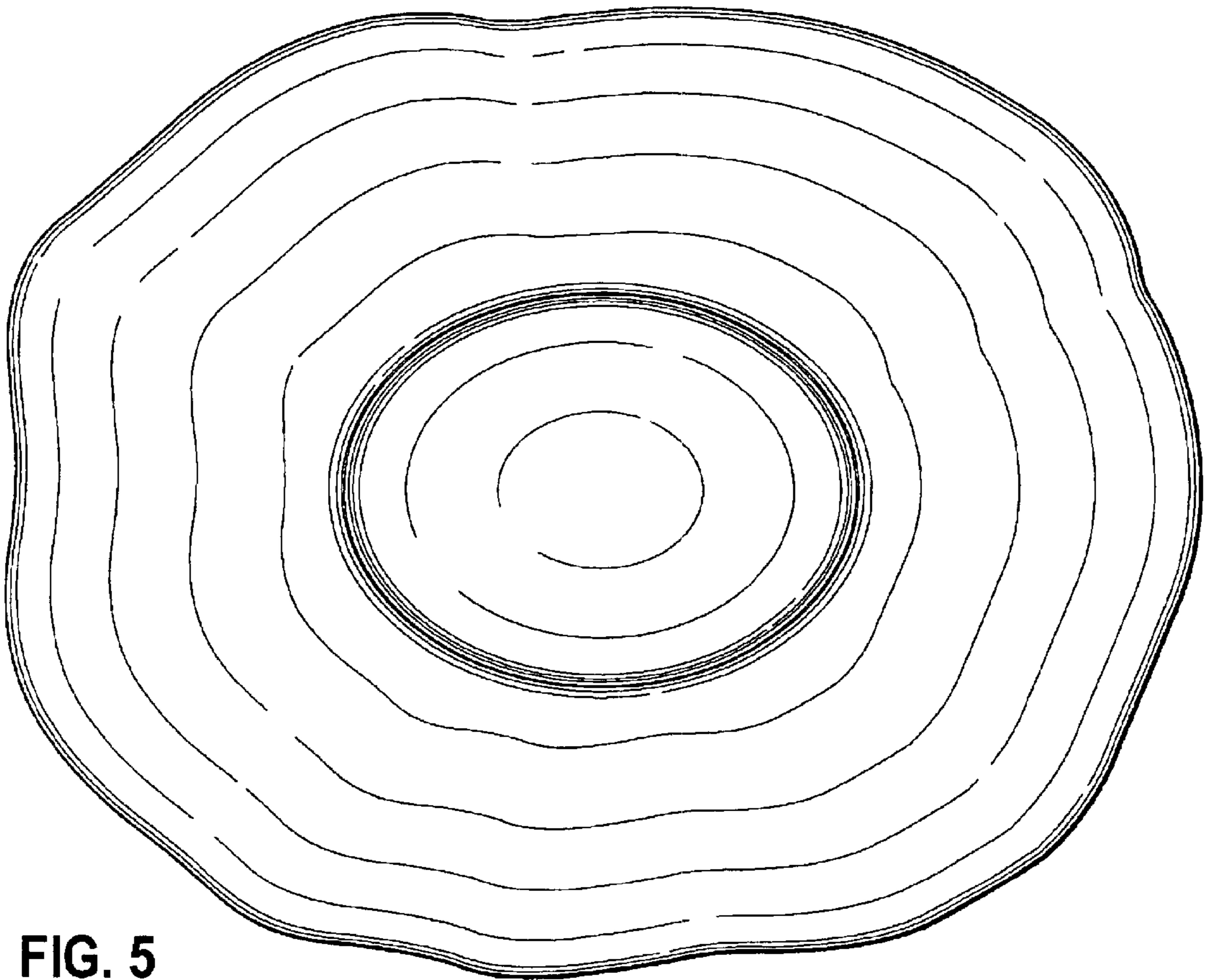
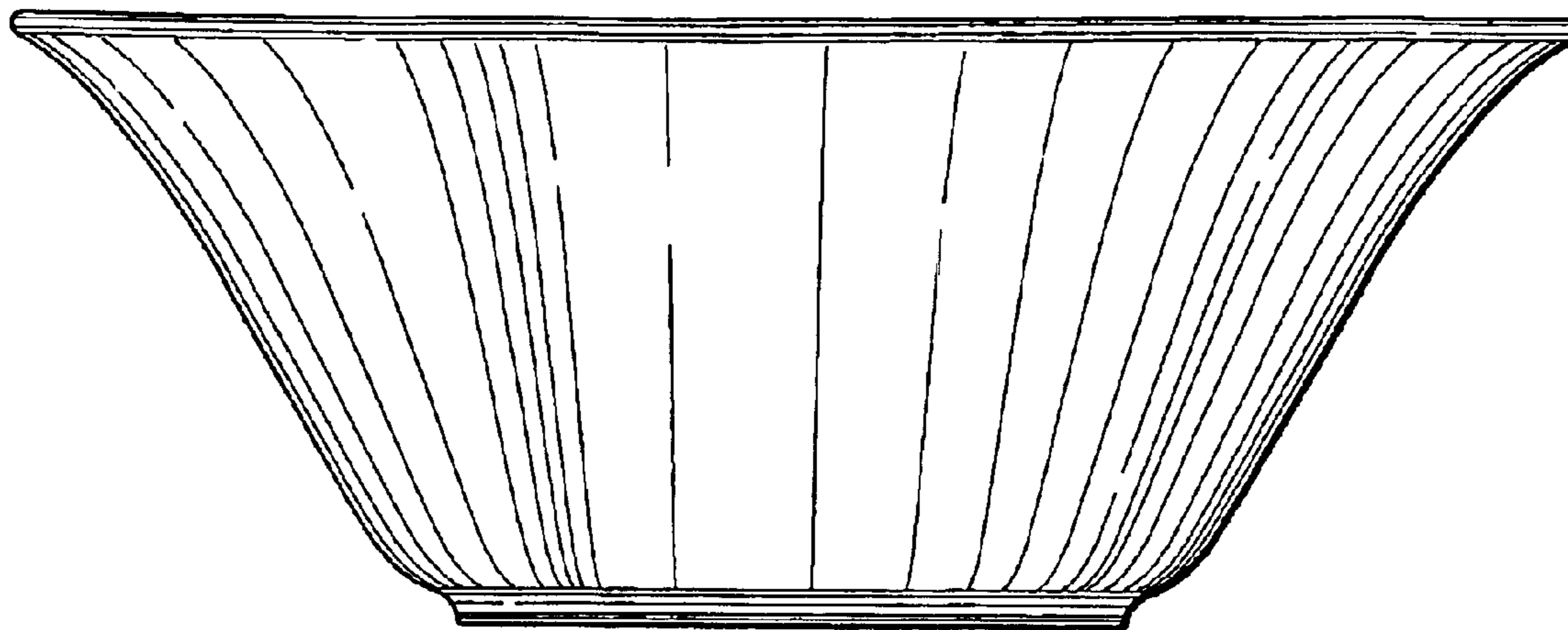


FIG. 5

**FIG. 6**



**FIG. 7**

