

US00D499932S

(12) **United States Design Patent**  
**Deglon**

(10) **Patent No.:** **US D499,932 S**

(45) **Date of Patent:** **\*\* Dec. 21, 2004**

(54) **HANDLE FOR UTENSIL**

(75) **Inventor:** **Thierry Deglon, Thiers (FR)**

(73) **Assignee:** **ETS Jean Deglon (FR)**

(\*\*) **Term:** **14 Years**

(21) **Appl. No.:** **29/193,317**

(22) **Filed:** **Nov. 7, 2003**

(30) **Foreign Application Priority Data**

Jul. 30, 2003 (EP) ..... 000 059 712

(51) **LOC (7) Cl.** ..... **07-02**

(52) **U.S. Cl.** ..... **D7/395**

(58) **Field of Search** ..... D7/393, 395, 401.2,  
D7/354-361, 682-696; D8/107; 16/110.1,  
430, 431, 436, 441, 444; 220/757, 759,  
769, 770, 771, 912; 30/322-328; 294/7,  
8

(56) **References Cited**

**U.S. PATENT DOCUMENTS**

D153,817 S \* 5/1949 Mortrude ..... D7/395

D273,076 S \* 3/1984 Bodfish ..... D7/395  
D426,748 S \* 6/2000 Chau ..... D7/401.2  
D442,427 S \* 5/2001 Chau ..... D7/395

\* cited by examiner

*Primary Examiner*—Terry A. Wallace

(74) *Attorney, Agent, or Firm*—Cantor Colburn LLP

(57) **CLAIM**

The ornamental design for a handle for utensil, as shown and described.

**DESCRIPTION**

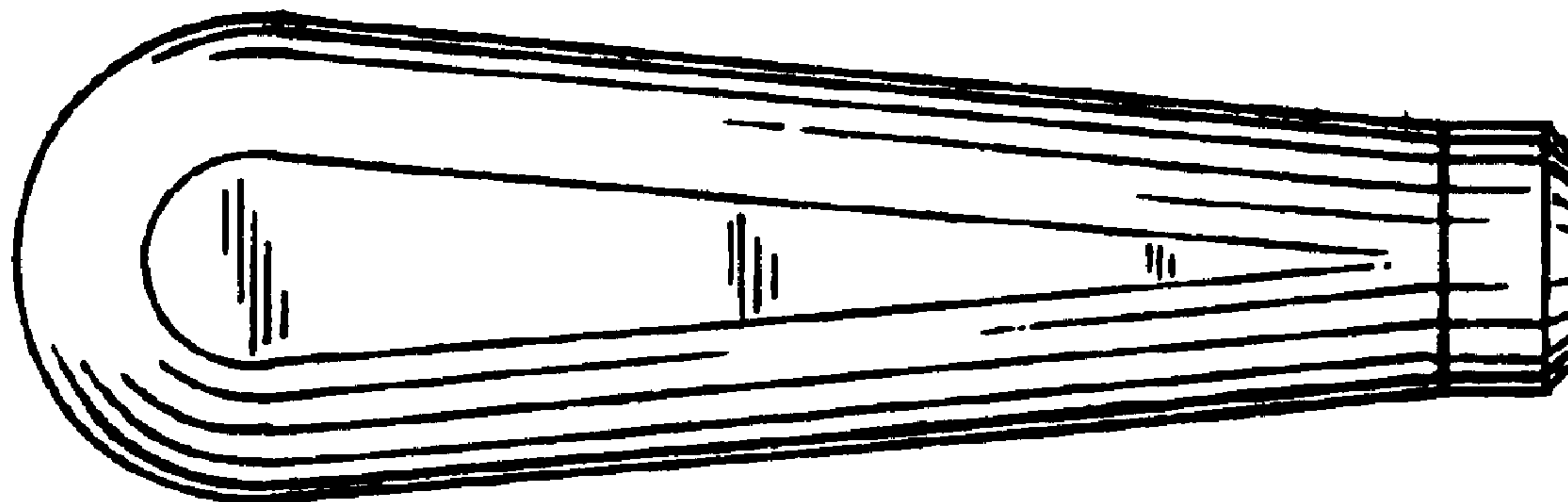
FIG. 1 is an elevational side view of a handle for utensil showing my new design, the opposite side being a mirror image thereof;

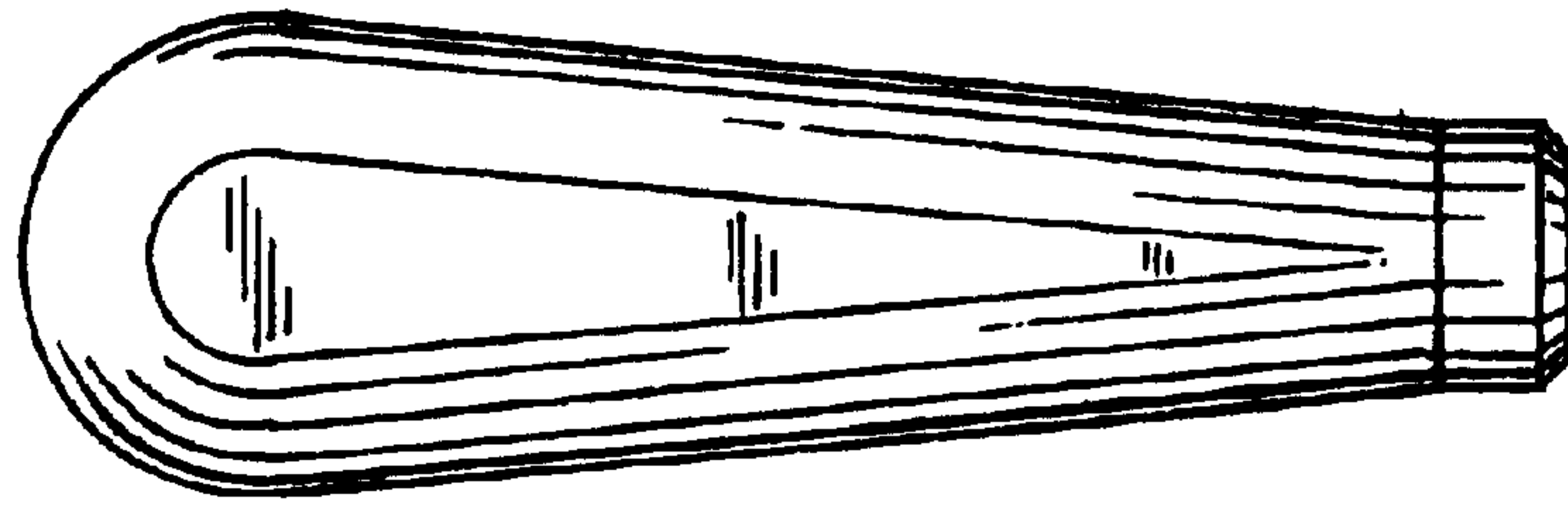
FIG. 2 is a top plan view thereof; the opposite being a mirror image thereof;

FIG. 3 is a rear elevational view thereof; and,


FIG. 4 is a front elevational view thereof.

**1 Claim, 1 Drawing Sheet**

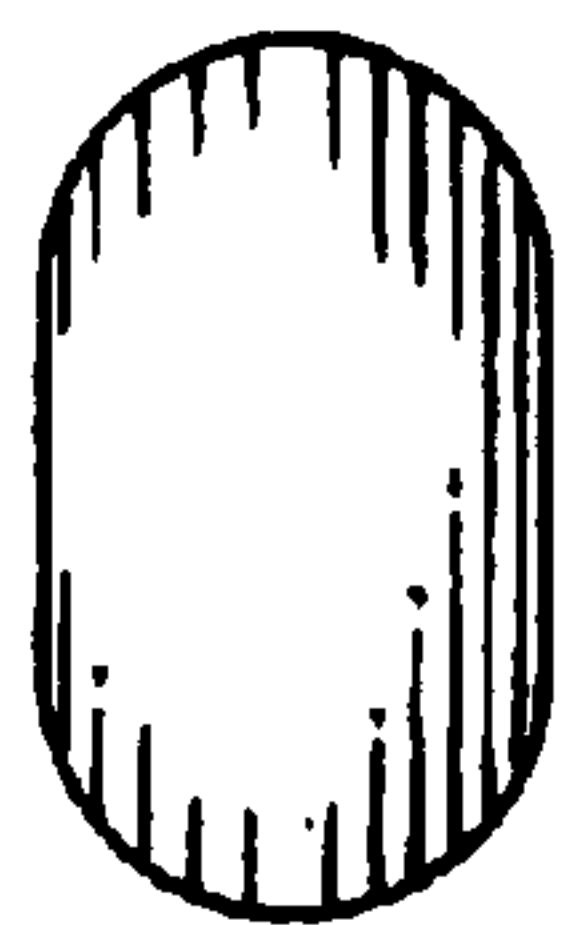




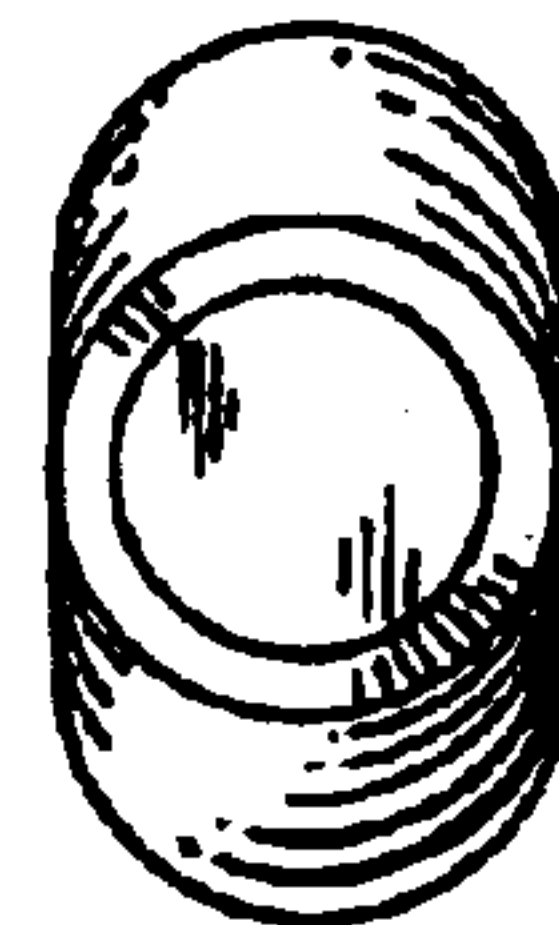
*FIG. 1*



*FIG. 2*



*FIG. 3*



*FIG. 4*