

US00D499920S

(12) **United States Design Patent**
Hoag et al.

(10) **Patent No.: US D499,920 S**
(45) **Date of Patent: ** Dec. 21, 2004**

(54) **ARCHERY RACK**

(76) Inventors: **Richard L. Hoag**, 22800 29 ½ Mile Rd., Springport, MI (US) 49284;
Ronald L. Hoag, 22910 29 ½ Mile Rd., Springport, MI (US) 49284

(**) Term: **14 Years**

4,474,296 A	10/1984	Hartman	
D277,716 S	*	2/1985	Galente D6/552
D314,303 S		2/1991	Glaspie
5,048,504 A		9/1991	Ballard
5,370,240 A		12/1994	Hand
5,725,106 A		3/1998	Wilson
D403,545 S		1/1999	Meyer
5,913,431 A		6/1999	Rathjen
D422,438 S	*	4/2000	Saldivar D6/552

(21) Appl. No.: **29/200,978**

(22) Filed: **Mar. 8, 2004**

(51) **LOC (7) Cl. 08-08**

(52) **U.S. Cl. D6/552**

(58) **Field of Search** D6/552, 567-570;
211/13.1, 86.01, 88.01, 85.7; 248/309.1;
206/315.1, 315.11

* cited by examiner

Primary Examiner—Brian N Vinson
(74) *Attorney, Agent, or Firm*—Price, Heneveld, Cooper & DeWitt & Litton, LLP

(57) **CLAIM**

The ornamental design for an archery rack, as shown and described.

(56) **References Cited**

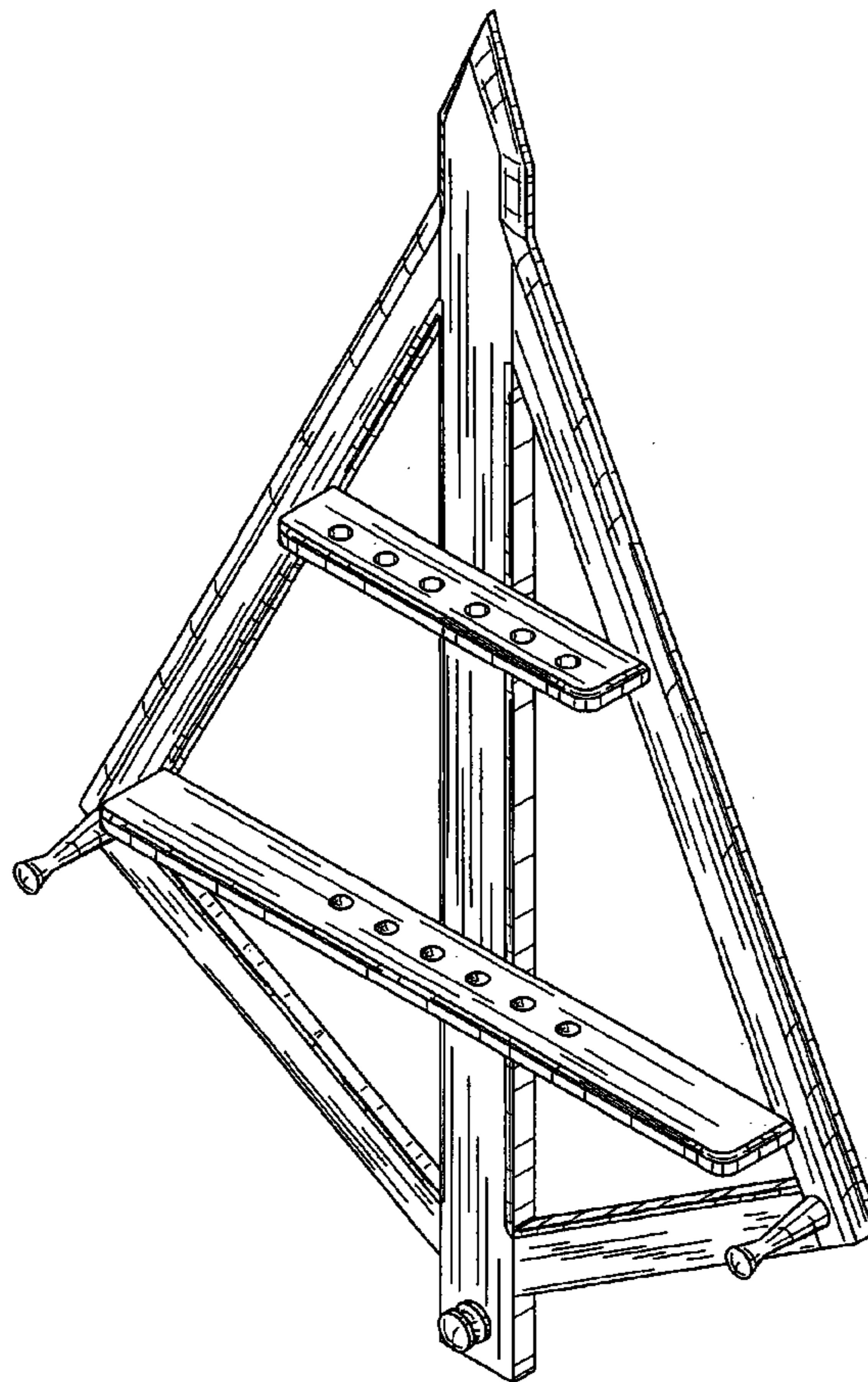
U.S. PATENT DOCUMENTS

2,275,870 A	3/1942	Sheldon	
2,593,789 A	4/1952	Pearson	
2,745,558 A	*	5/1956	Greenspan 211/60.1
D181,639 S	*	12/1957	Garner et al. D6/552
3,082,878 A		3/1963	Thomas
3,840,282 A		10/1974	Major
D269,311 S	*	6/1983	Castro D6/552
4,450,967 A	*	5/1984	Castro 211/60.1

DESCRIPTION

FIG. 1 is a front perspective view of an archery rack, showing our new design;
FIG. 2 is a front view;
FIG. 3 is a side view;
FIG. 4 is a top view;
FIG. 5 is a bottom view; and,
FIG. 6 is a rear view thereof.

1 Claim, 4 Drawing Sheets



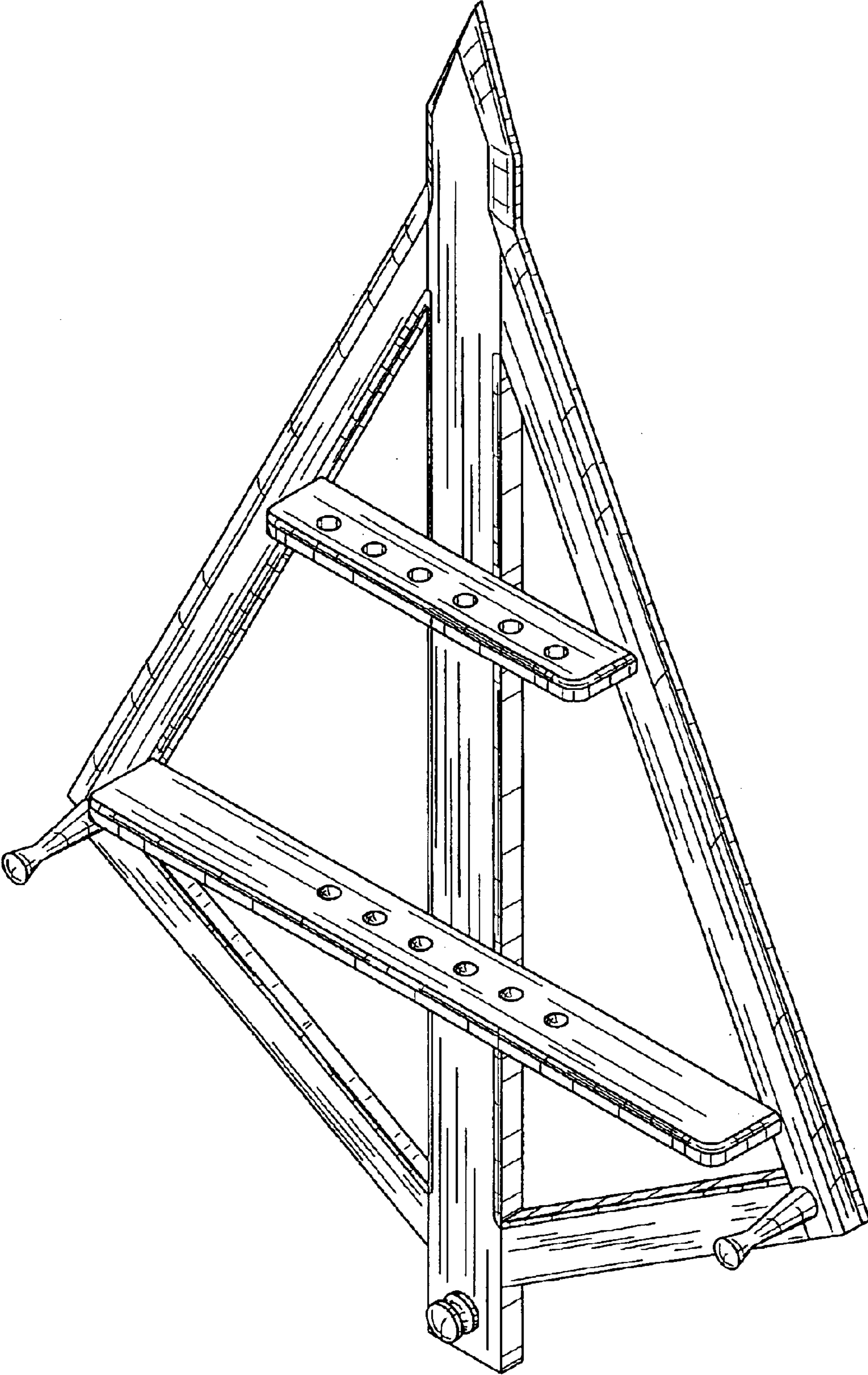


FIG. 1

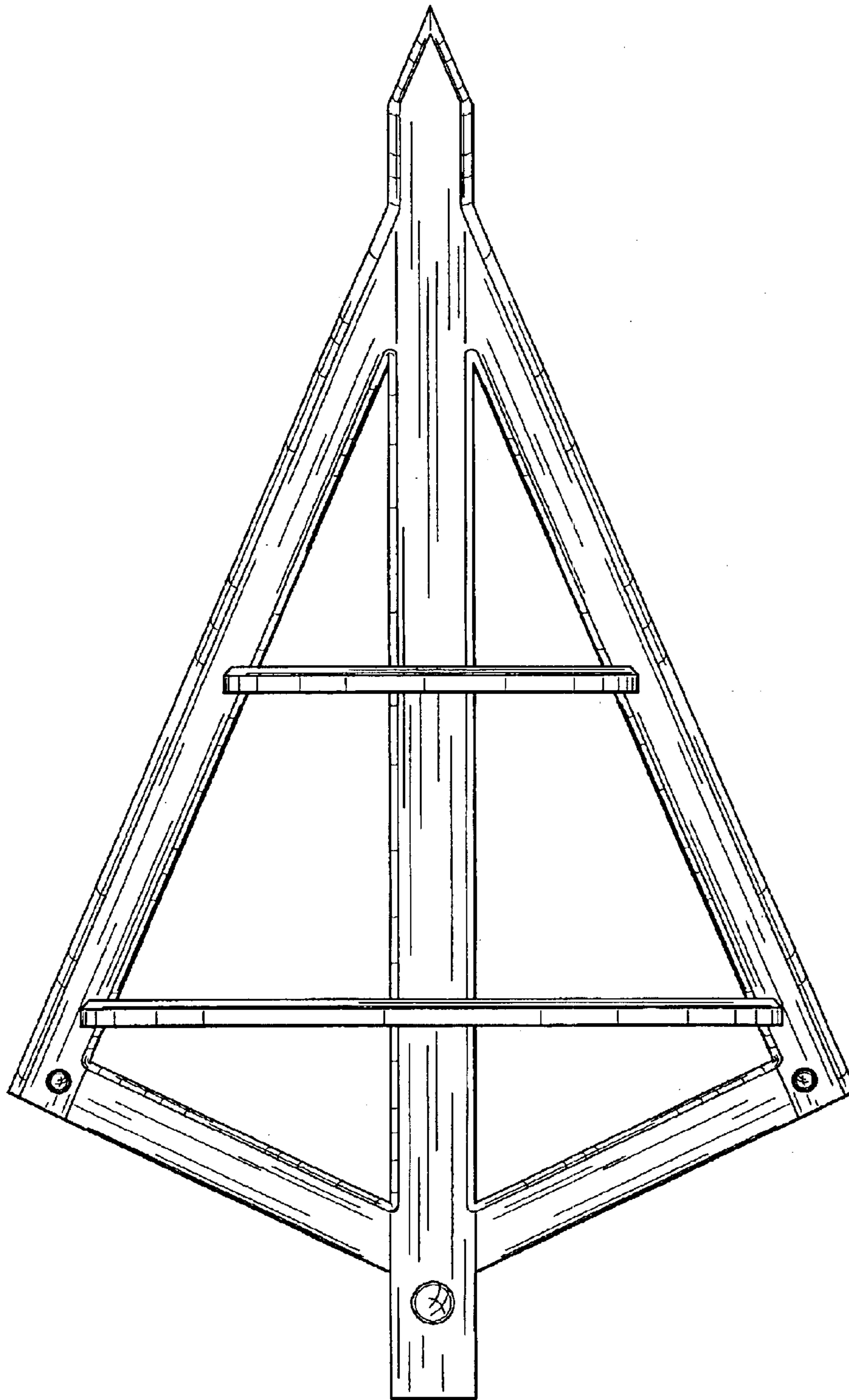


FIG. 2

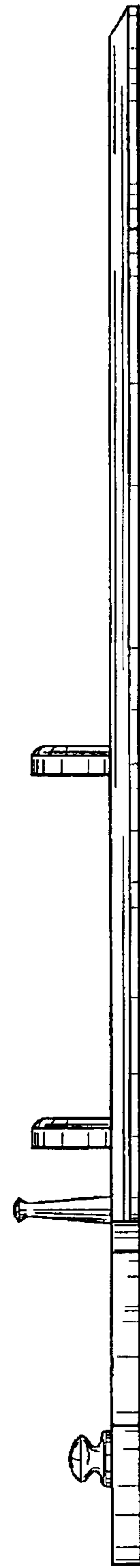


FIG. 3

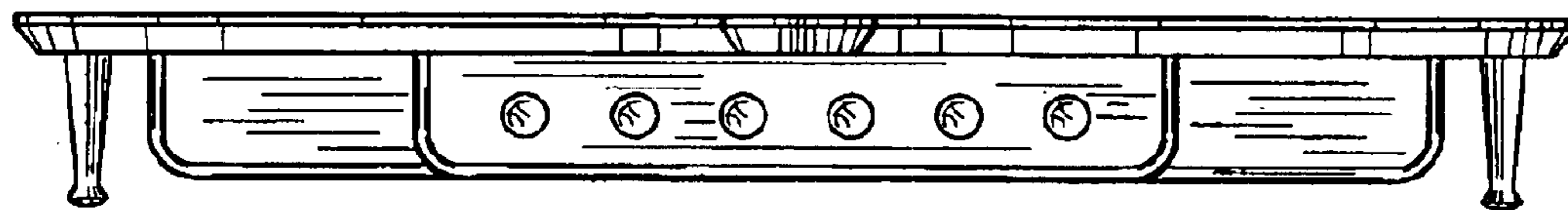


FIG. 4

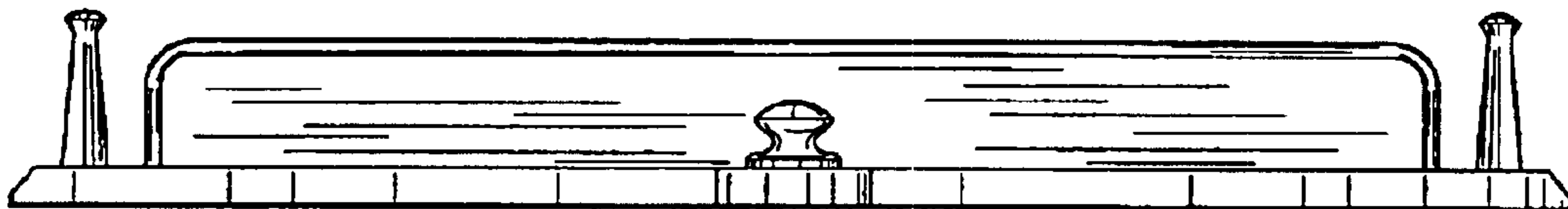


FIG. 5

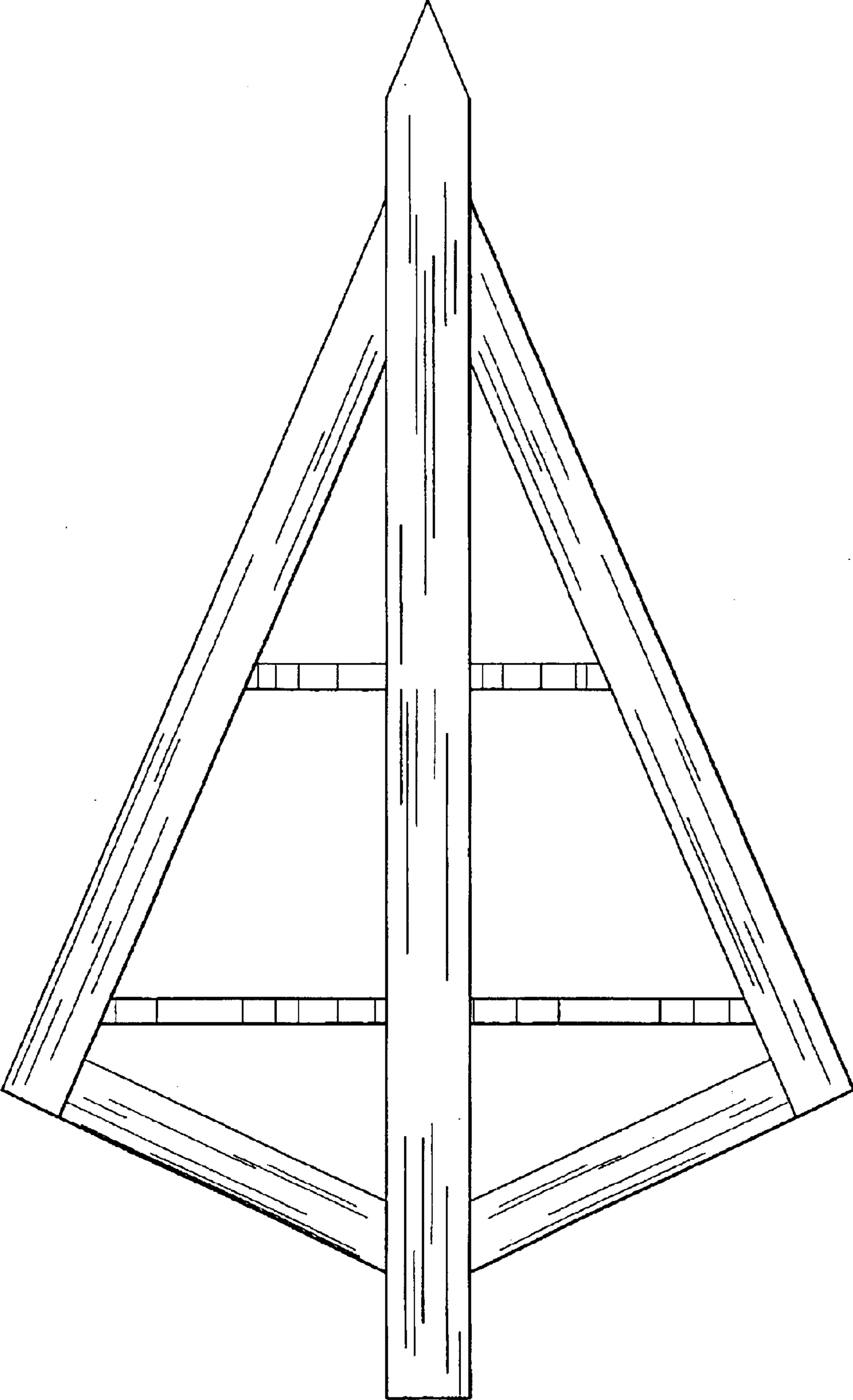


FIG. 6