

US00D499907S

(12) **United States Design Patent**
Zarelius

(10) **Patent No.:** **US D499,907 S**
(45) **Date of Patent:** **** Dec. 21, 2004**

- (54) **BASE FOR DISPLAY STAND**
- (75) Inventor: **Christer Zarelius**, Stockholm (SE)
- (73) Assignee: **Expand International AB**, Stockholm (SE)
- (**) Term: **14 Years**
- (21) Appl. No.: **29/194,170**
- (22) Filed: **Nov. 20, 2003**
- (30) **Foreign Application Priority Data**
May 20, 2003 (EM) 36454
- (51) **LOC (7) Cl.** **06-06**
- (52) **U.S. Cl.** **D6/495**
- (58) **Field of Search** 211/181.1, 13.1, 211/133.1, 133.2; 248/188, 188.1, 188.7, 188.8, 188.9, 441.1, 446-448, 460, 519, 676-678, 125.8, 287.1; D17/99; D6/352, 353, 411, 415, 419, 449, 455, 491, 495, 498, 499, 363, 500-502; 297/344.18, 440.24, 463.1, 451.2, 423.12

- D388,262 S * 12/1997 Benting et al. D17/99
- D478,343 S * 8/2003 Heid D17/99
- 6,644,748 B2 * 11/2003 Tholkes et al. 297/423.12
- 6,688,565 B1 * 2/2004 Chen 248/188.7
- 6,695,268 B1 * 2/2004 Hsieh 248/188.7

* cited by examiner

Primary Examiner—Mimosa De
(74) *Attorney, Agent, or Firm*—Ohlandt, Greeley, Ruggiero & Perle

(57) **CLAIM**

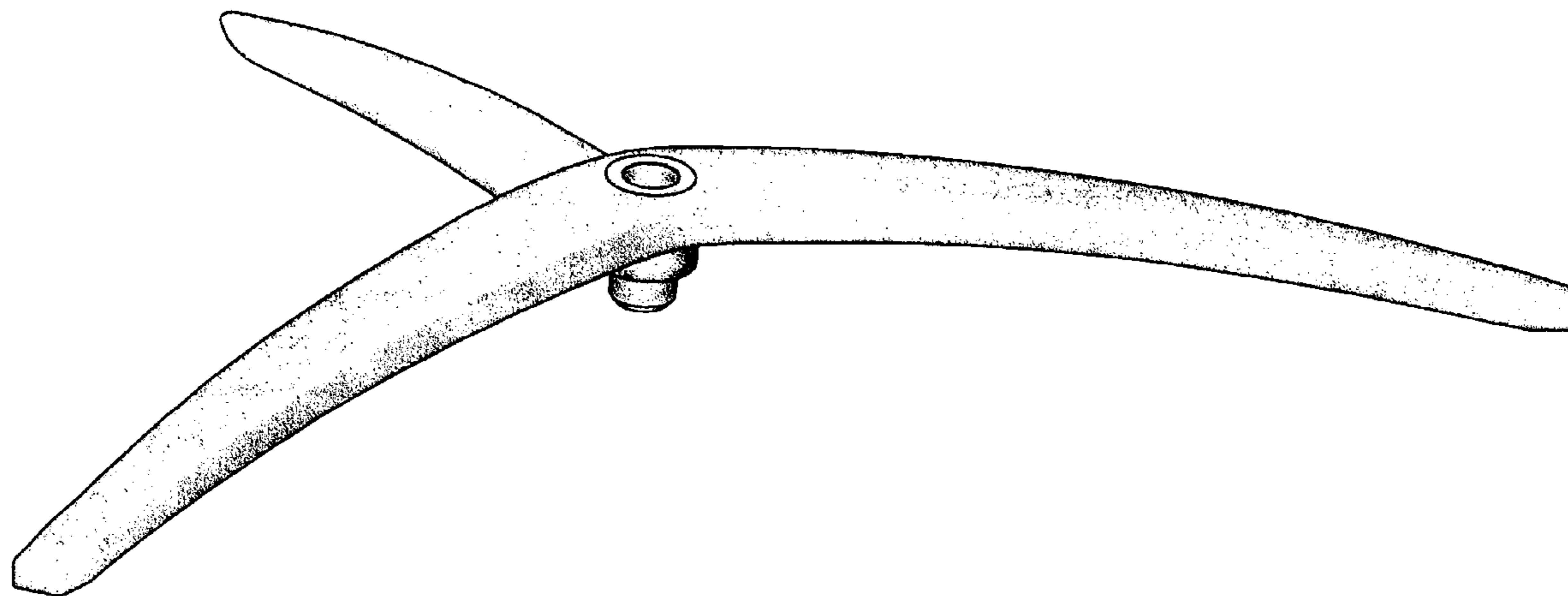
The ornamental design for the base for display stand, as shown and described.

DESCRIPTION

FIG. 1 is a perspective view of the base for display stand according to the present invention;
FIG. 2 is a front view of the base for display stand of FIG. 1;
FIG. 3 is a back view of the base for display stand of FIG. 1;
FIG. 4 is a side view of the base for display stand of FIG. 1;
FIG. 5 is a side view of the base for display stand of FIG. 1, viewed from the opposite side of FIG. 4; and,
FIG. 6 is a top view of the base for display stand of FIG. 1.

- (56) **References Cited**
U.S. PATENT DOCUMENTS
3,637,172 A * 1/1972 Diesbach 248/460

1 Claim, 4 Drawing Sheets



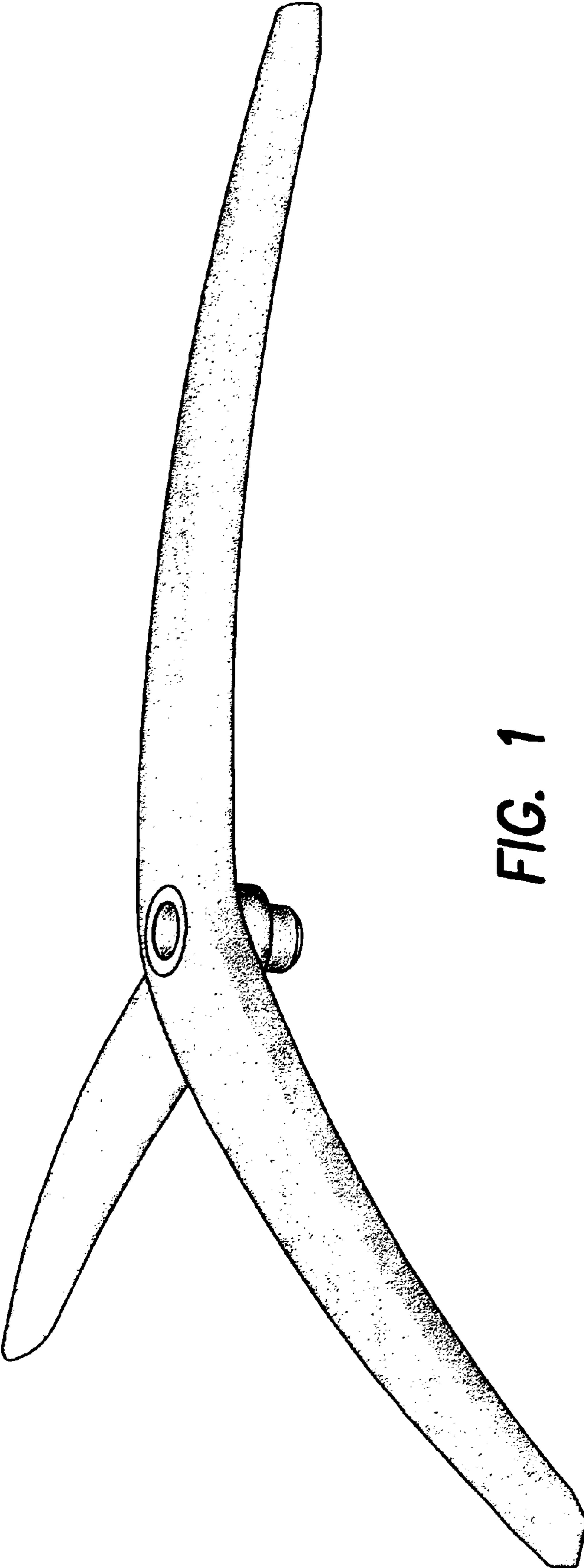


FIG. 1

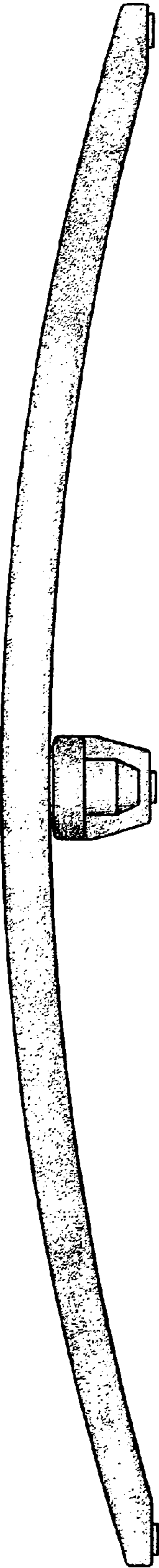


FIG. 2

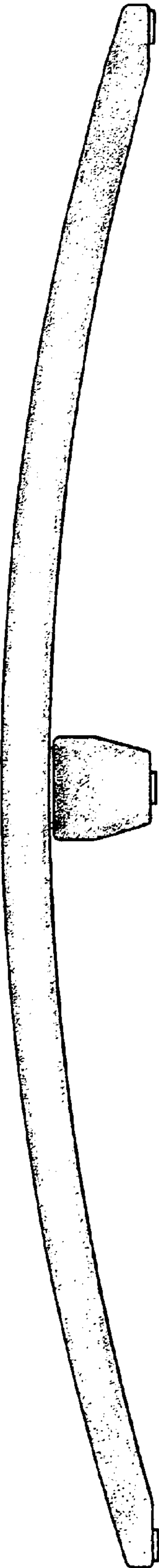


FIG. 3

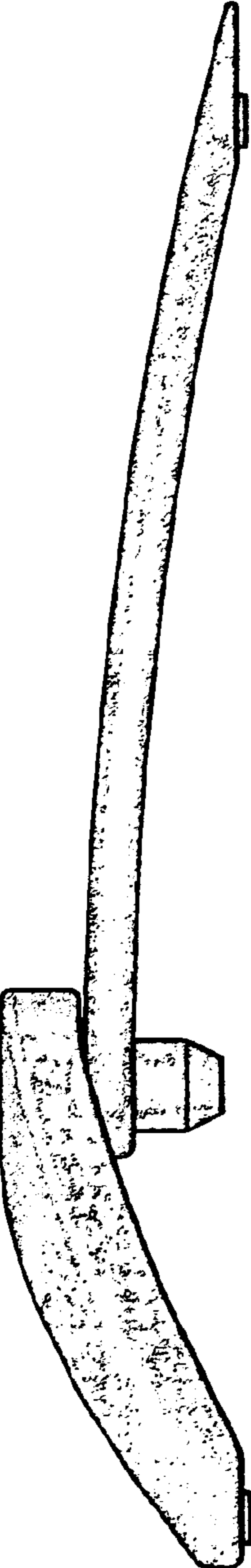


FIG. 4

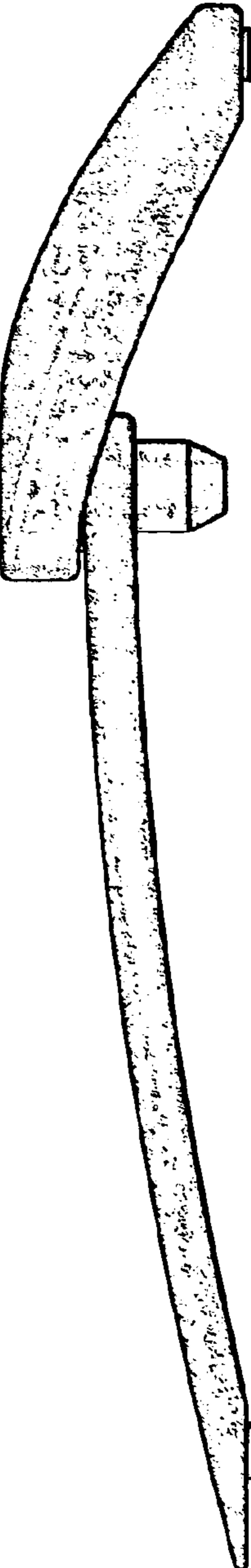


FIG. 5

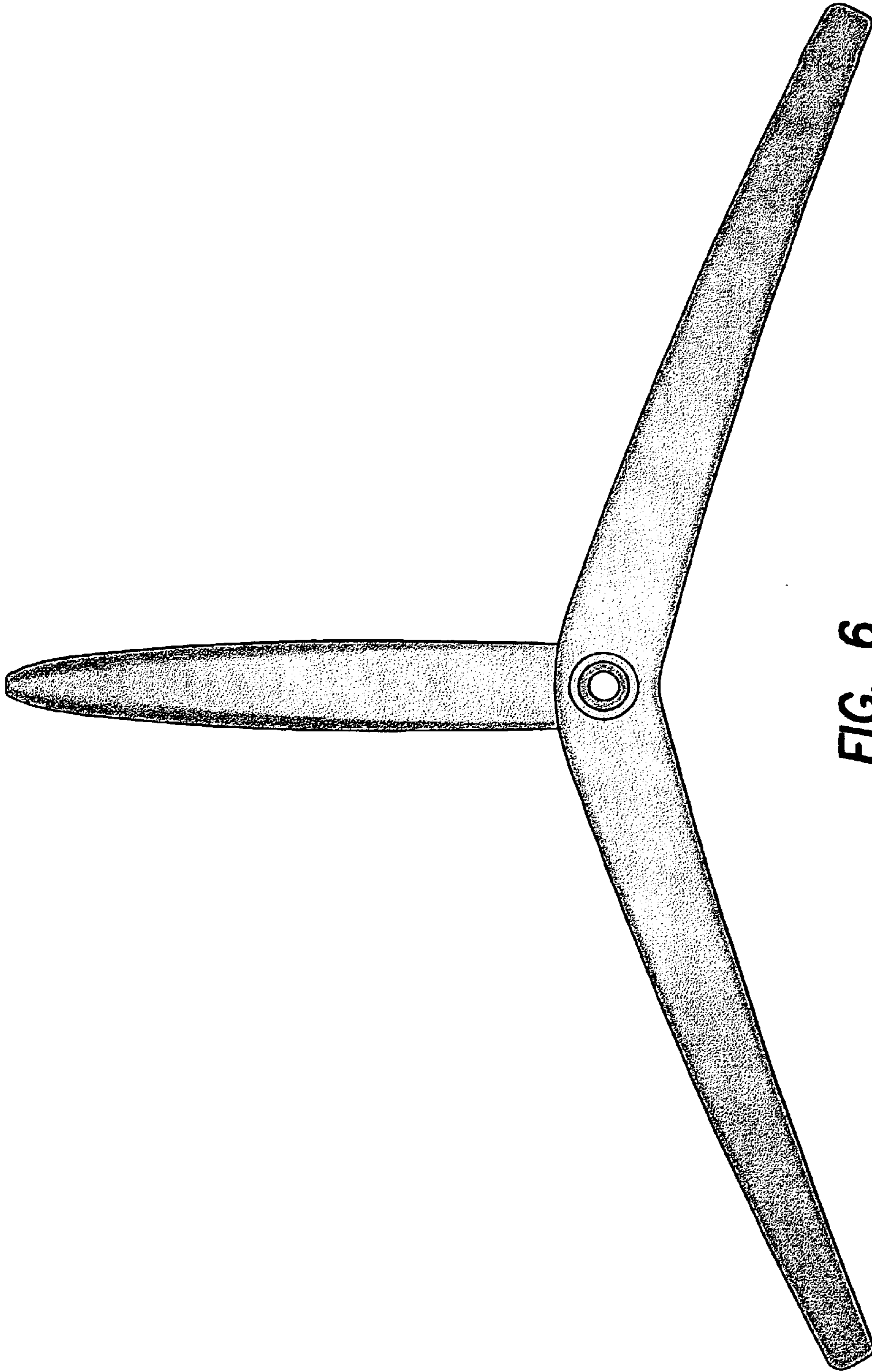


FIG. 6