

US00D499905S

(12) **United States Design Patent**
Grosfillex

(10) **Patent No.:** **US D499,905 S**

(45) **Date of Patent:** **** Dec. 21, 2004**

(54) **TABLE LEG**

D366,789 S * 2/1996 Grosfillex D6/495
D386,331 S * 11/1997 Grosfillex D6/495

(75) **Inventor:** **Raymond Grosfillex, Oyonnax (FR)**

* cited by examiner

(73) **Assignee:** **Grosfillex Sarl, Oyonnax, Cedex (FR)**

Primary Examiner—Janice E. Seeger

(**) **Term:** **14 Years**

(74) *Attorney, Agent, or Firm*—Dowell & Dowell, P.C.

(21) **Appl. No.:** **29/186,877**

(57) **CLAIM**

(22) **Filed:** **Jul. 24, 2003**

The ornamental design for a table leg, as shown and described.

(30) **Foreign Application Priority Data**

DESCRIPTION

Jan. 31, 2003 (WO) DMA/005 958

(51) **LOC (7) Cl.** **06-06**

FIG. 1 is a front perspective view of a table leg showing my new design;

(52) **U.S. Cl.** **D6/495**

FIG. 2 is a right side view, a view from the left being a mirror image;

(58) **Field of Search** D6/480–489, 495,
D6/497, 450, 451; 108/150, 153.1, 158,
157.1, 161, 155, 156; 248/188, 188.1, 188.8

FIG. 3 is a front elevational view;

FIG. 4 is a rear elevational view;

FIG. 5 is a top plan view; and,

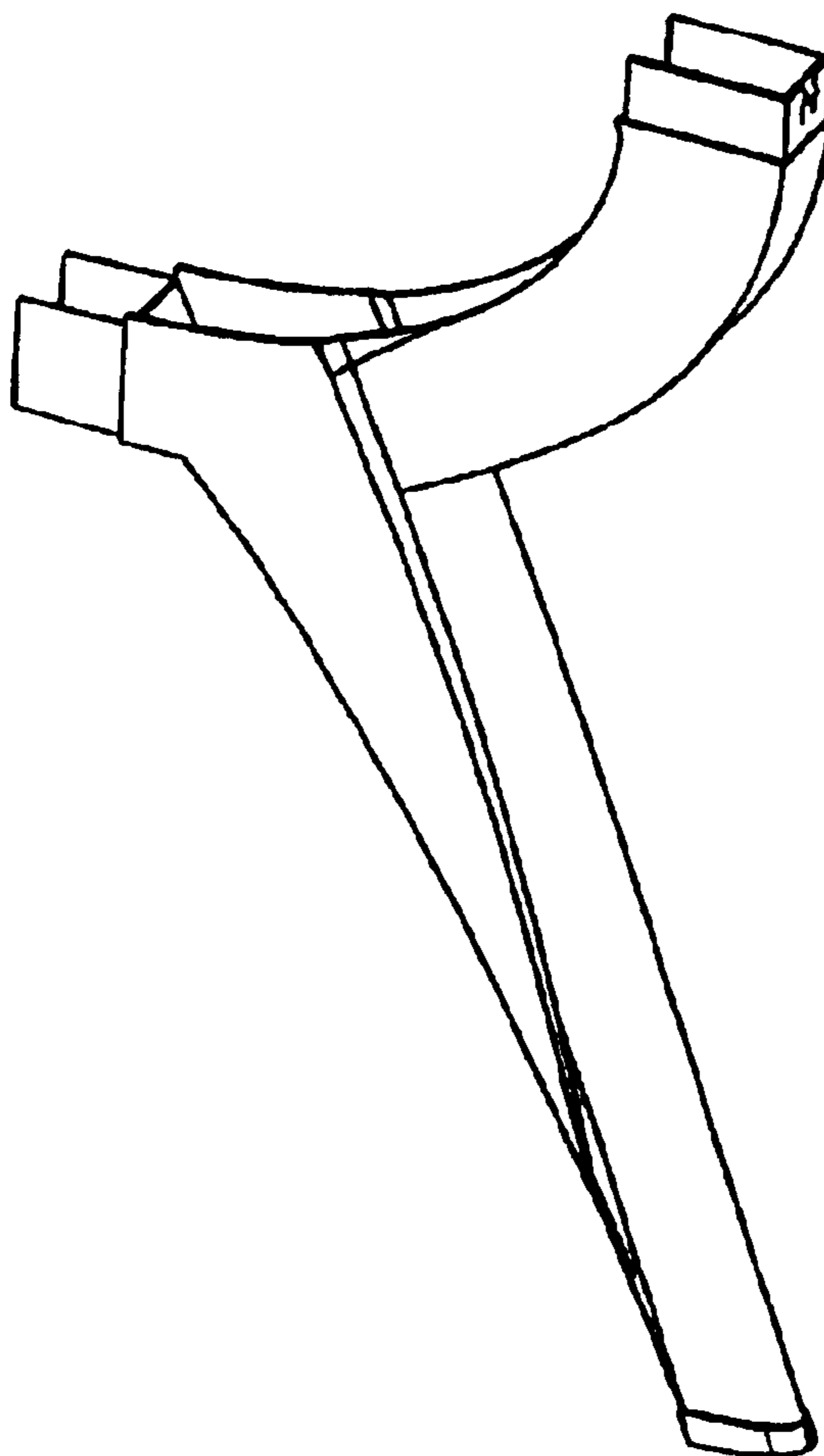
FIG. 6 is a bottom plan view.

(56) **References Cited**

U.S. PATENT DOCUMENTS

D179,900 S * 3/1957 Jones et al. D6/480

1 Claim, 2 Drawing Sheets



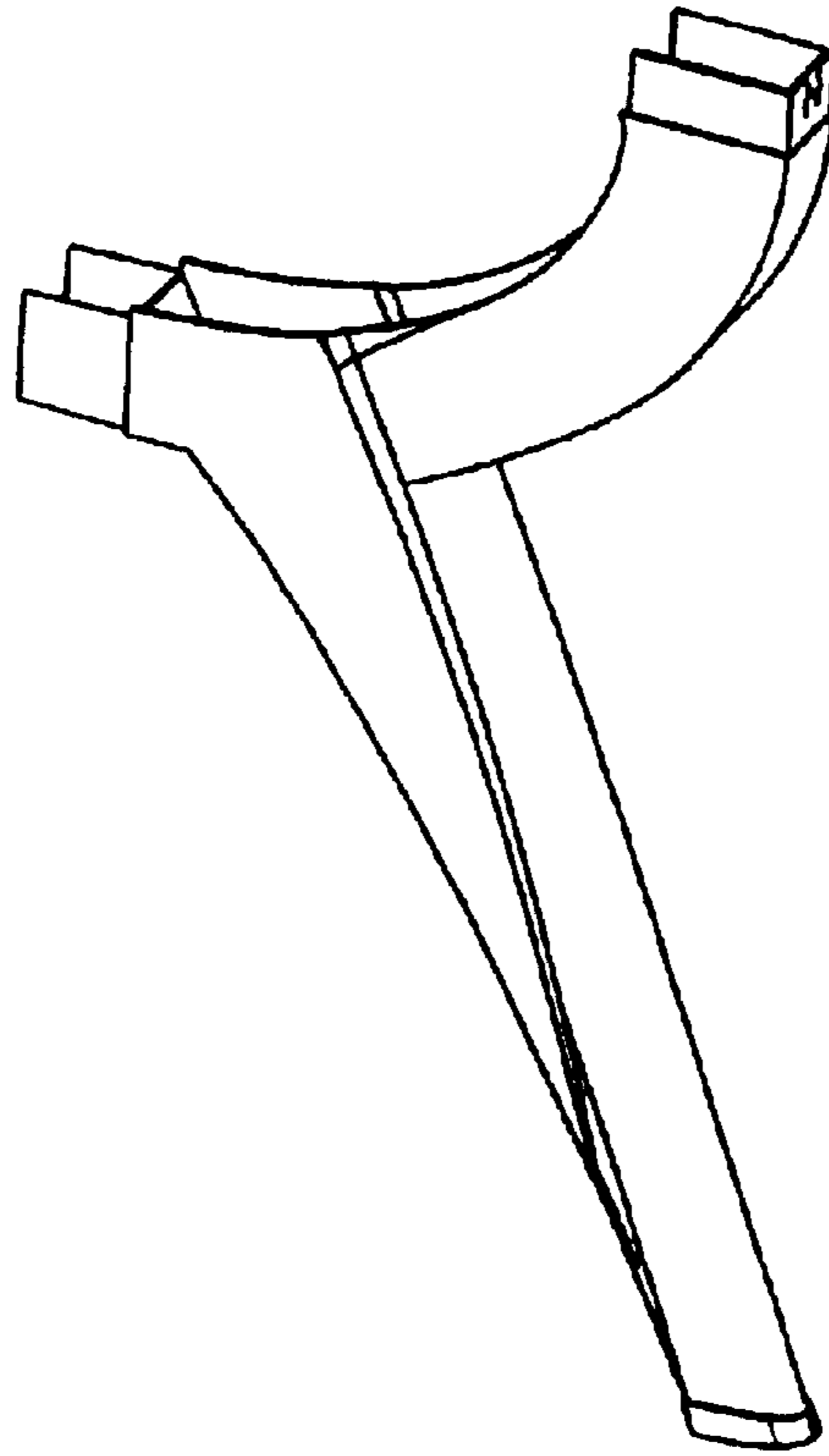


FIG.1



FIG.5



FIG.6



FIG.4

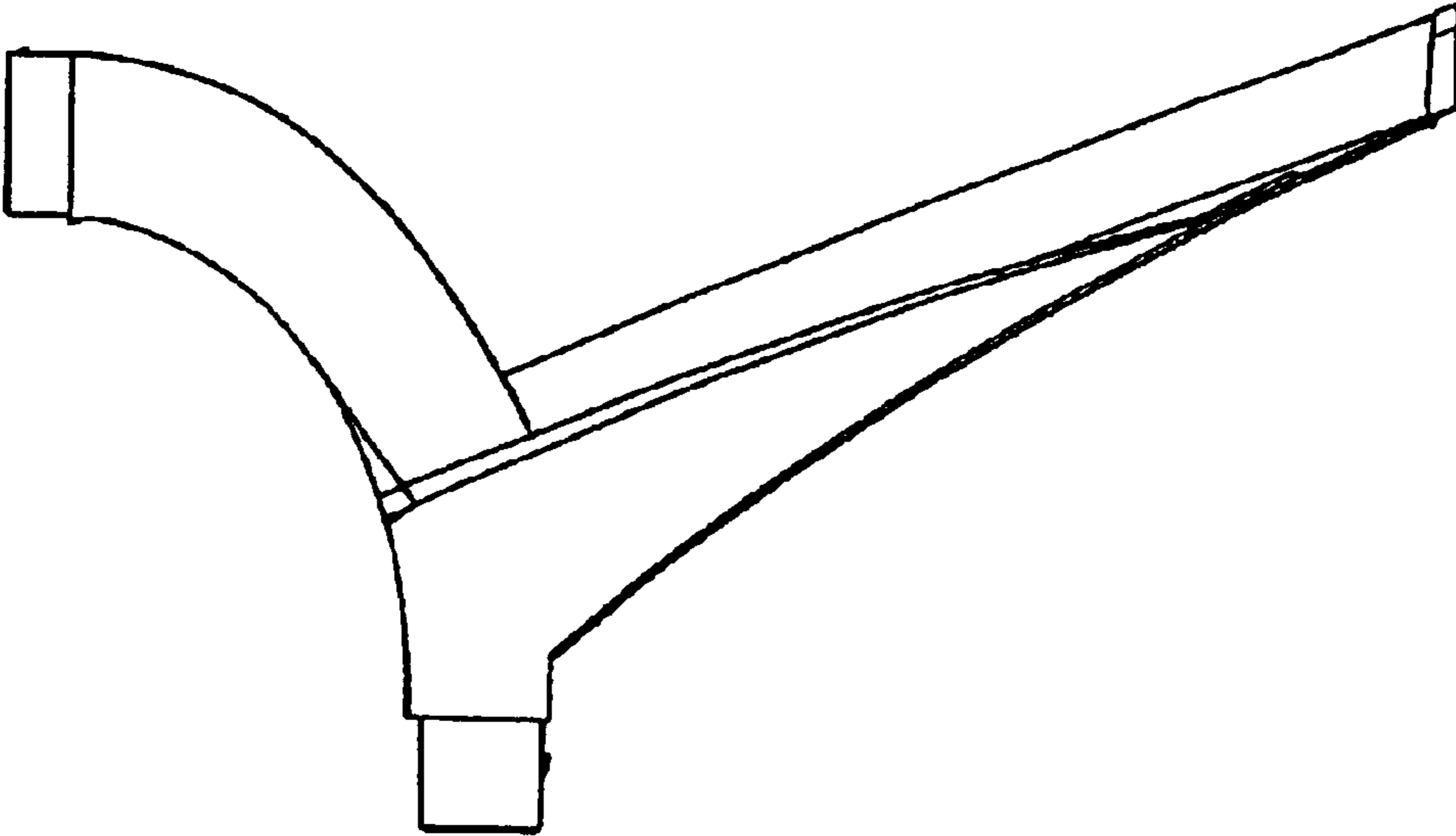


FIG.2



FIG.3