

US00D499895S

(12) **United States Design Patent**
Olson et al.

(10) **Patent No.:** **US D499,895 S**

(45) **Date of Patent:** **** Dec. 21, 2004**

(54) **SWIVEL CHAIR**

(75) Inventors: **Ogden R. Olson**, Muscatine, IA (US);
John Koch, Iowa City, IA (US)

(73) Assignee: **HON Technology, Inc.**, Muscatine, IA (US)

(**) Term: **14 Years**

(21) Appl. No.: **29/198,635**

(22) Filed: **Jan. 30, 2004**

(51) **LOC (7) Cl.** **06-01**

(52) **U.S. Cl.** **D6/366**

(58) **Field of Search** D6/334, 335, 364,
D6/365, 366, 367, 500-502; 297/411.2,
411.27

(56) **References Cited**

U.S. PATENT DOCUMENTS

- D407,911 S * 4/1999 Brauning D6/366
- D437,497 S * 2/2001 Brauning D6/366
- D437,701 S * 2/2001 Bellini et al. D6/366

- D444,309 S * 7/2001 Nagamitsu D6/366
- D445,613 S * 7/2001 Ginat D6/500
- D476,820 S * 7/2003 Nagamitsu D6/366
- D477,469 S * 7/2003 Brooks D6/366
- D487,197 S * 3/2004 Edwards et al. D6/366

* cited by examiner

Primary Examiner—Gary D. Watson

(74) *Attorney, Agent, or Firm*—Ronald A. Sandler; Jones Day

(57) **CLAIM**

We claim the ornamental design for a swivel chair, as shown and described.

DESCRIPTION

FIG. 1 is a front perspective view of a swivel chair showing the new design;
 FIG. 2 is a right side view thereof;
 FIG. 3 is a left side view thereof;
 FIG. 4 is a top plan view thereof;
 FIG. 5 is a front view thereof; and,
 FIG. 6 is a back view thereof.

1 Claim, 4 Drawing Sheets



Fig. 1



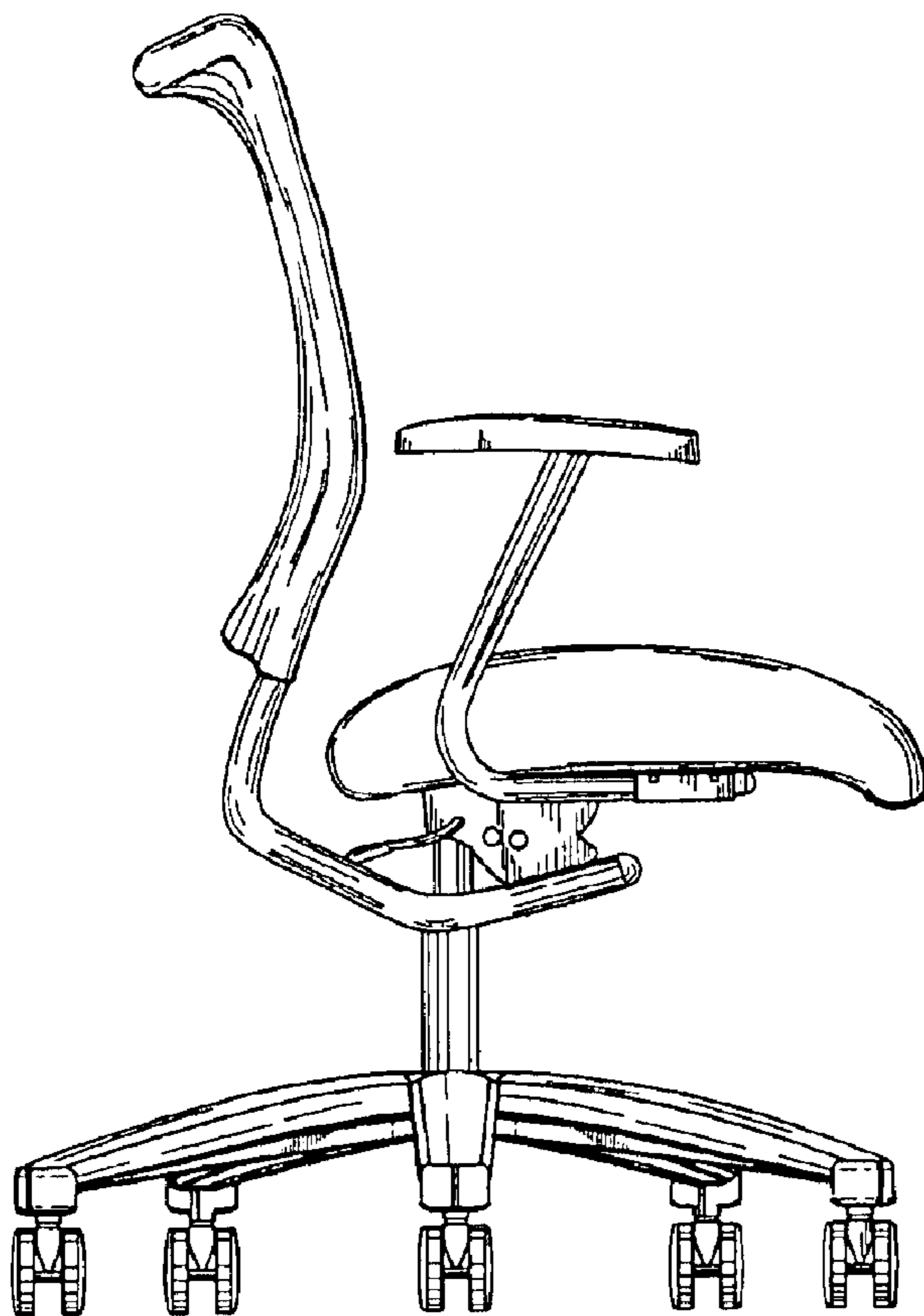
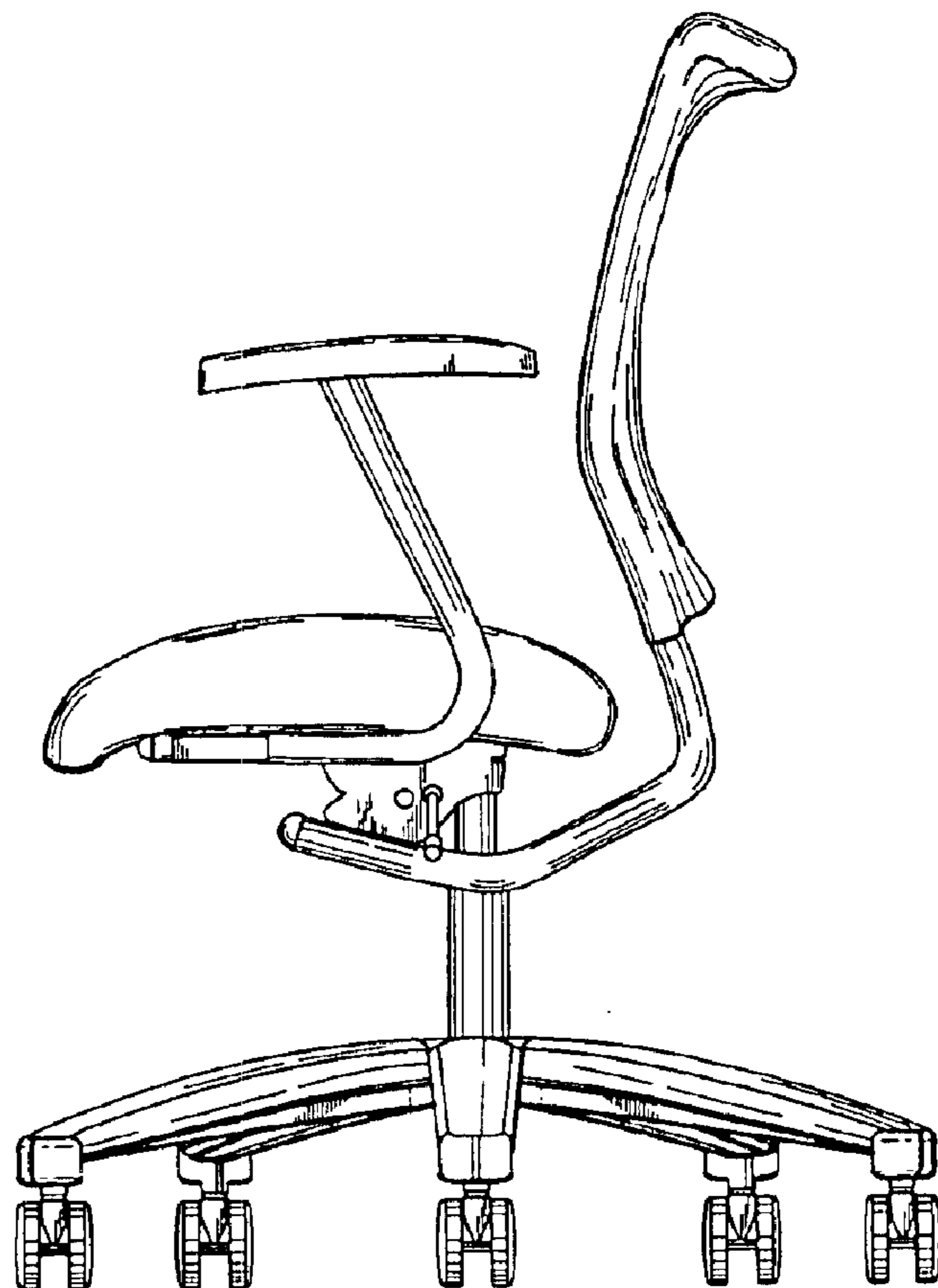


Fig. 2

Fig. 3



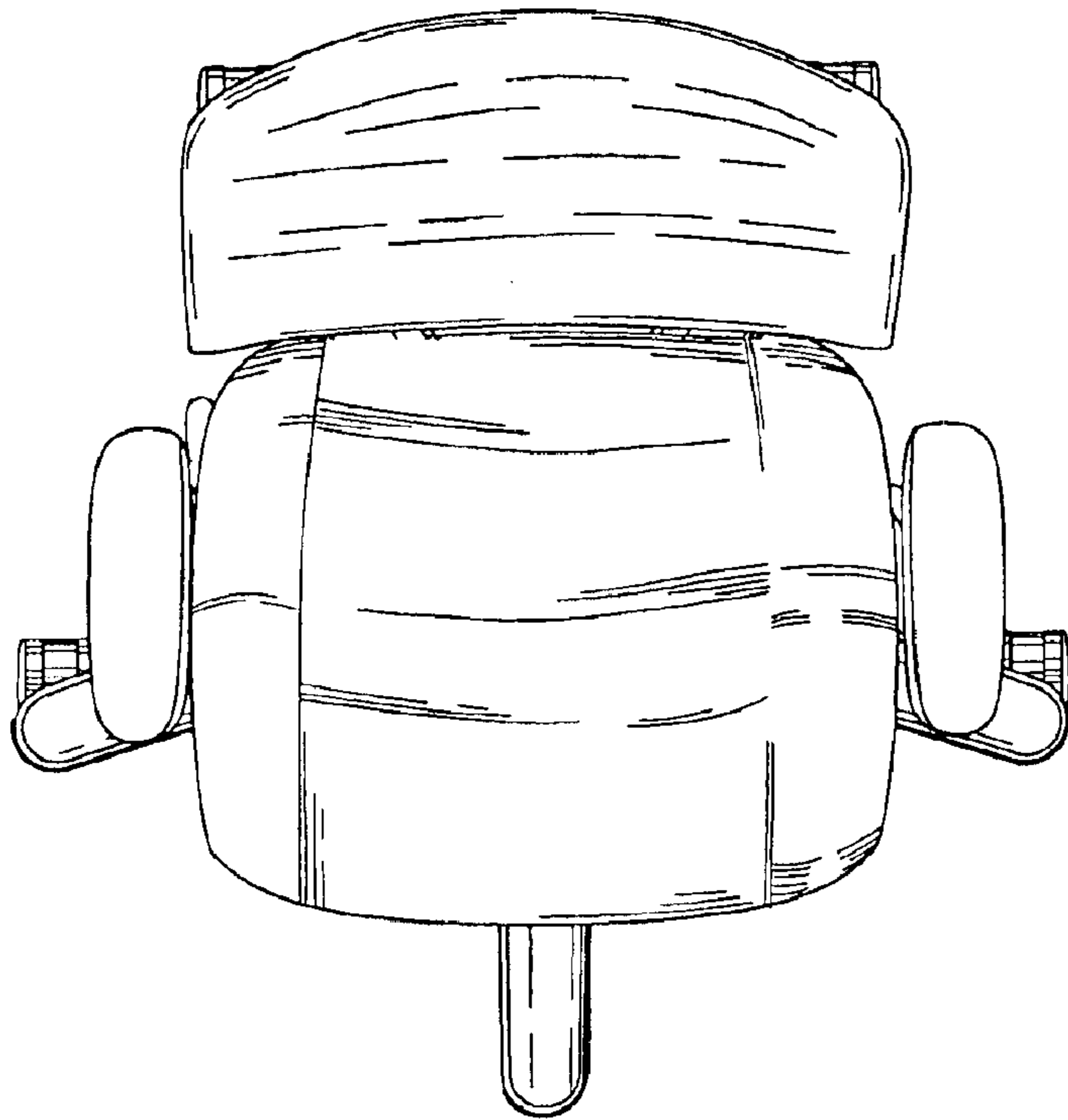


Fig. 4

Fig. 5

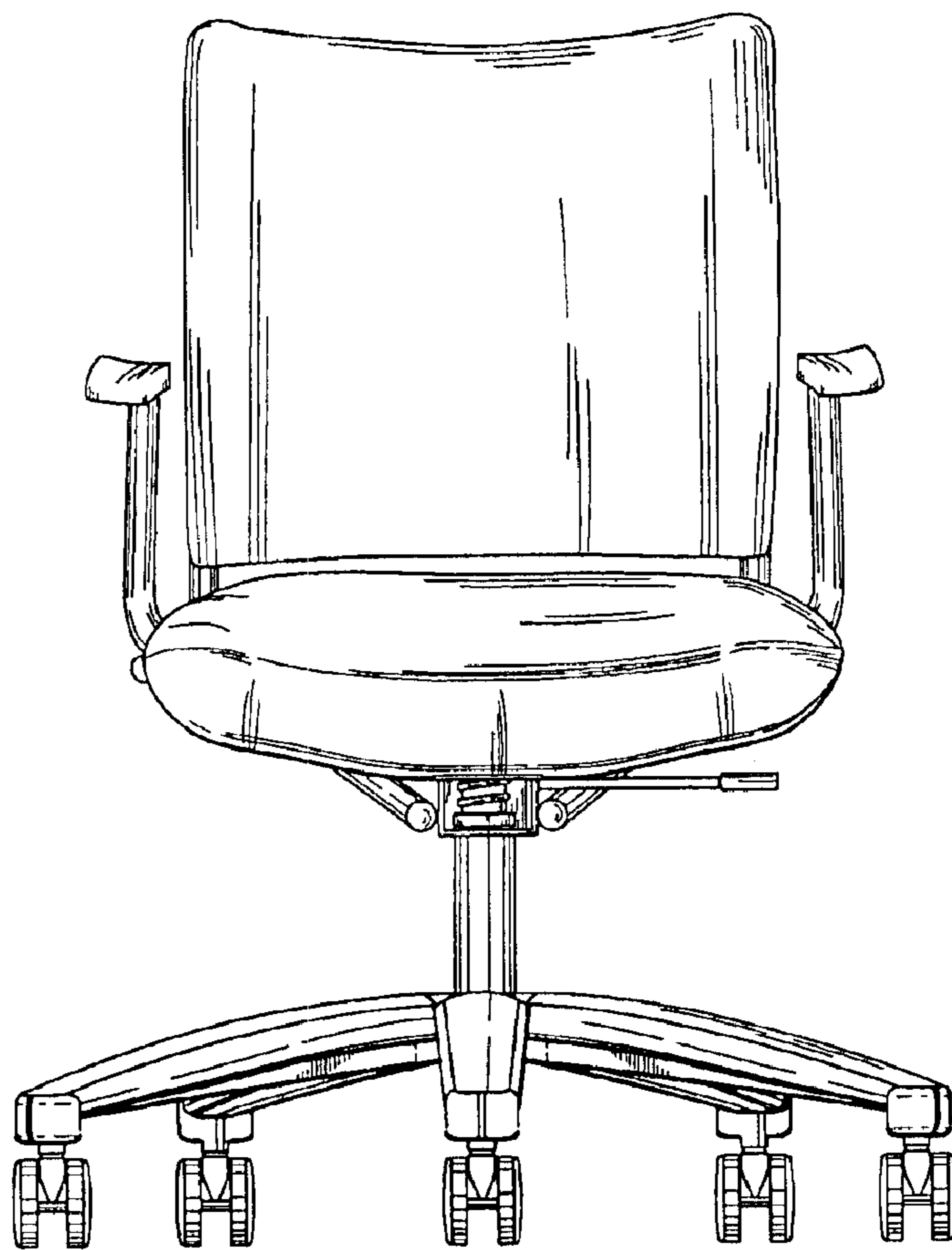


Fig. 6

