

US00D499880S

(12) **United States Design Patent**  
**Wright**

(10) **Patent No.:** **US D499,880 S**

(45) **Date of Patent:** **\*\* Dec. 21, 2004**

(54) **UMBRELLA**

(76) **Inventor:** **Robert C. E. Wright**, 5320 N. 44th Ave., Omaha, NE (US) 68111

(\*\*) **Term:** **14 Years**

(21) **Appl. No.:** **29/176,531**

(22) **Filed:** **Feb. 25, 2003**

(51) **LOC (7) Cl.** ..... **03-03**

(52) **U.S. Cl.** ..... **D3/5**

(58) **Field of Search** ..... D3/5-6, 10, 12-13;  
135/98, 16, 33.2

(56) **References Cited**

**U.S. PATENT DOCUMENTS**

- 2,546,228 A \* 3/1951 Ferruccio ..... 135/16
- 3,151,621 A \* 10/1964 Jackson ..... 135/16
- 3,333,595 A \* 8/1967 Bannister et al. .... 135/98
- 3,477,453 A \* 11/1969 Ulisse et al. .... 135/16

- 3,899,168 A \* 8/1975 Besherse ..... 135/16
- 5,678,587 A \* 10/1997 Bilotti ..... 135/98
- 6,705,334 B2 \* 3/2004 Altobelli ..... 135/16

\* cited by examiner

*Primary Examiner*—Robert A. Delehanty

(57) **CLAIM**

The ornamental design for a umbrella, as shown and described.

**DESCRIPTION**

FIG. 1 is a front elevated view of a umbrella showing my new design.


FIG. 2 is a rear elevated view of the umbrella.

FIG. 3 is a side elevated view of the umbrella.

FIG. 4 is a top plan view of the umbrella; and,

FIG. 5 is a bottom plan view of the umbrella.

**1 Claim, 5 Drawing Sheets**






FIG. 1




FIG. 2




FIG. 3

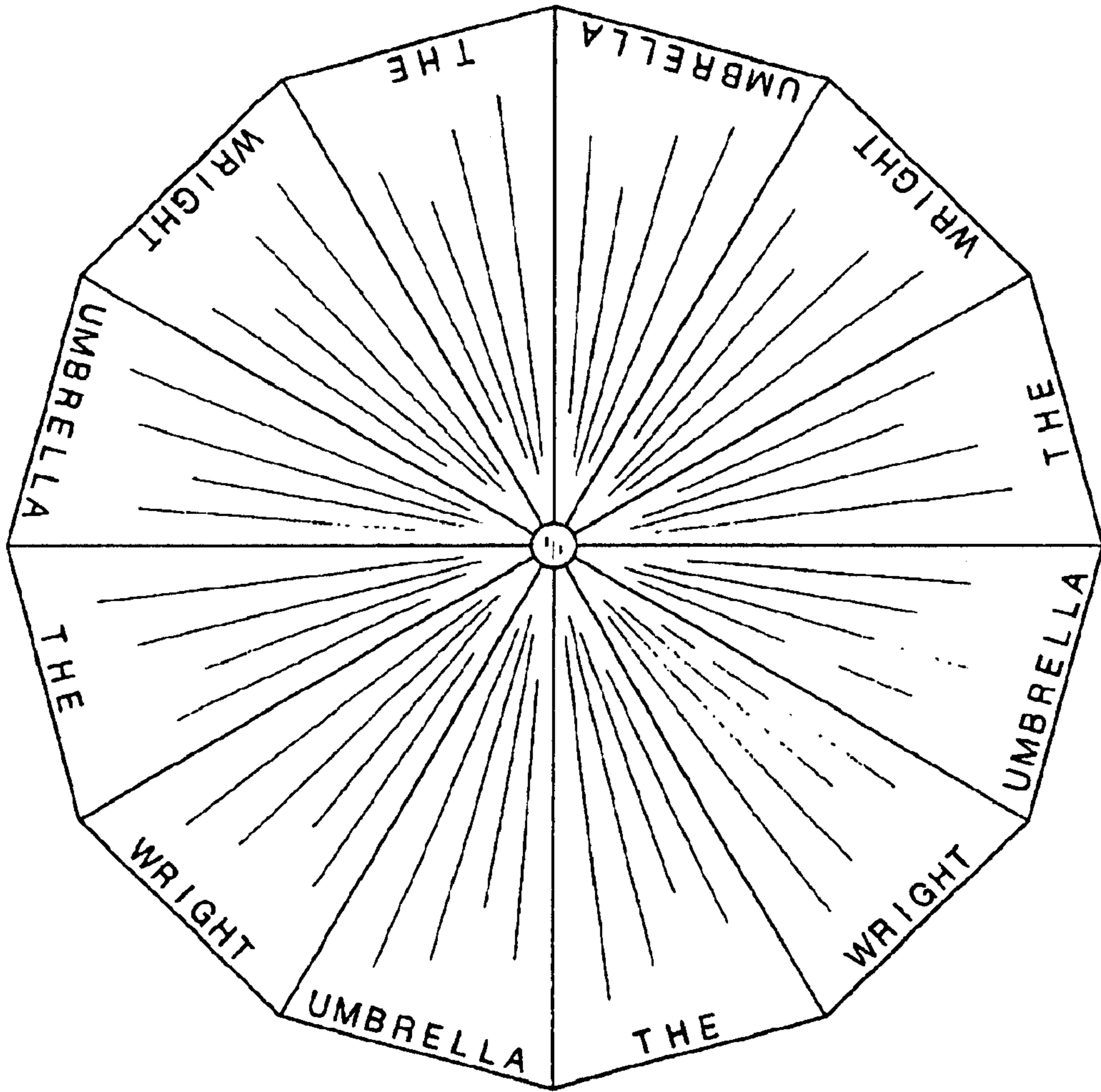


FIG. 4

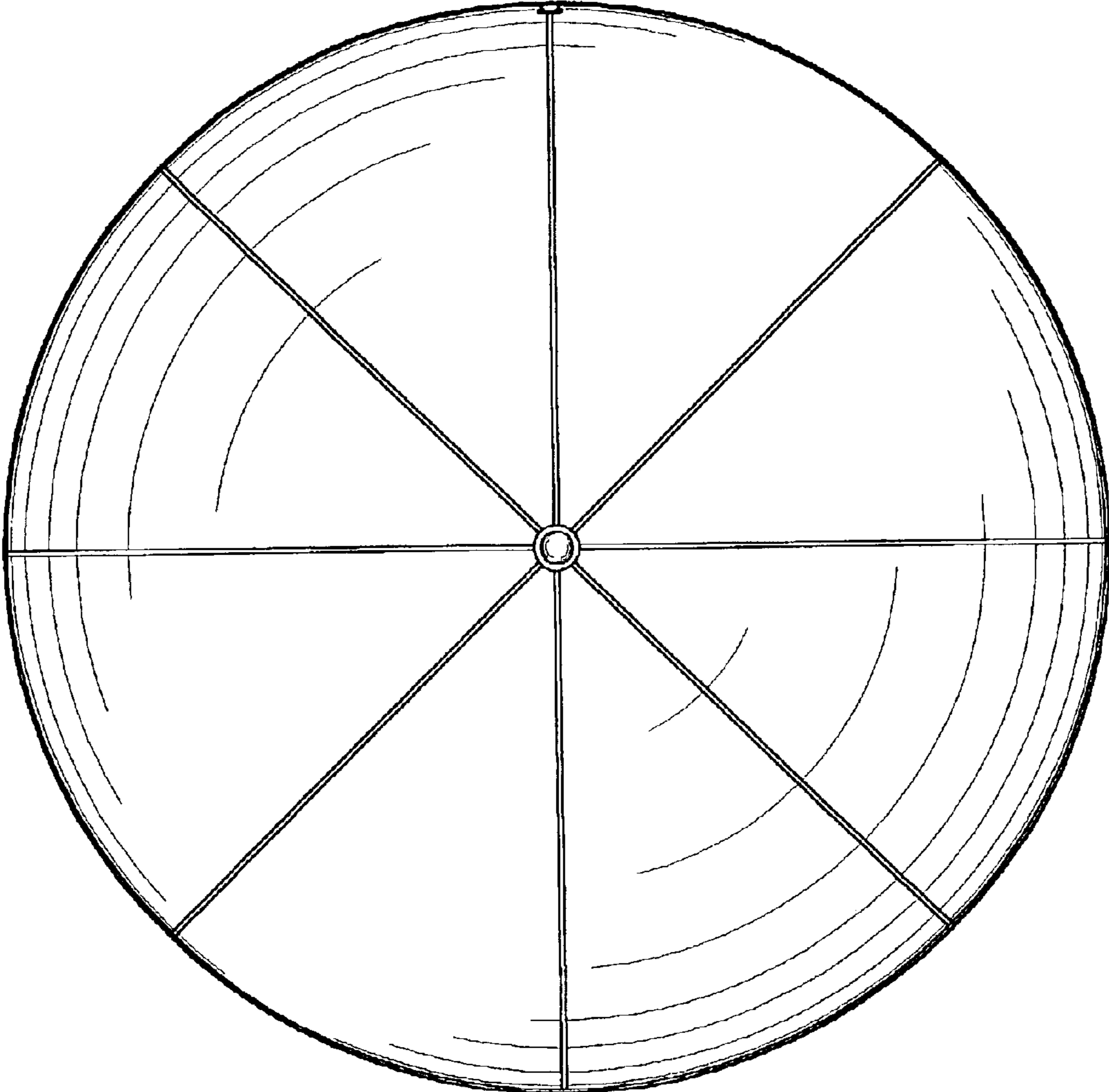


FIG. 5