

US00D499877S

(12) **United States Design Patent**
Mark

(10) **Patent No.:** **US D499,877 S**

(45) **Date of Patent:** **** Dec. 21, 2004**

- (54) **TONGUE FOR FOOTWEAR**
- (75) Inventor: **Hubert Alvin Mark**, Los Angeles, CA (US)
- (73) Assignee: **Mark-Mason Unlimited, LLC**, Los Angeles, CA (US)
- (**) Term: **14 Years**

- 2,069,964 A * 2/1937 Miller 36/54
- D238,723 S * 2/1976 Dassler D2/975
- D311,446 S * 10/1990 Merritt D2/975
- D384,497 S * 10/1997 Weathers D2/975
- D385,998 S * 11/1997 Clegg D2/975
- 6,473,999 B2 * 11/2002 Fellouhe 36/50.1
- 6,532,688 B2 * 3/2003 Bouvier 36/50.1

* cited by examiner

- (21) Appl. No.: **29/188,786**
- (22) Filed: **Aug. 21, 2003**

Primary Examiner—Dominic Simone
(74) *Attorney, Agent, or Firm*—Benman, Brown & Williams

Related U.S. Application Data

- (63) Continuation of application No. 10/010,414, filed on Dec. 5, 2001, now Pat. No. 6,643,419.

(57) **CLAIM**

The ornamental design for tongue for footwear, as shown and described.

- (51) **LOC (7) Cl.** **02-99**
- (52) **U.S. Cl.** **D2/975**
- (58) **Field of Search** D2/946, 975; 36/50.1, 36/54

DESCRIPTION

FIG. 1 is a perspective view of a tongue for footwear showing my new design, the broken lines showing of the shoe and partial leg is for illustrative purposes only and forms no part of the claimed design.

(56) **References Cited**

U.S. PATENT DOCUMENTS

- 171,203 A * 12/1875 Windram 36/54
- 205,129 A * 6/1878 Packard 36/54
- 260,854 A * 7/1882 Earle 36/54
- 601,192 A * 3/1898 Woodside 36/54
- 884,471 A * 4/1908 Crawford 36/54
- 1,155,354 A * 10/1915 Hallock 36/54

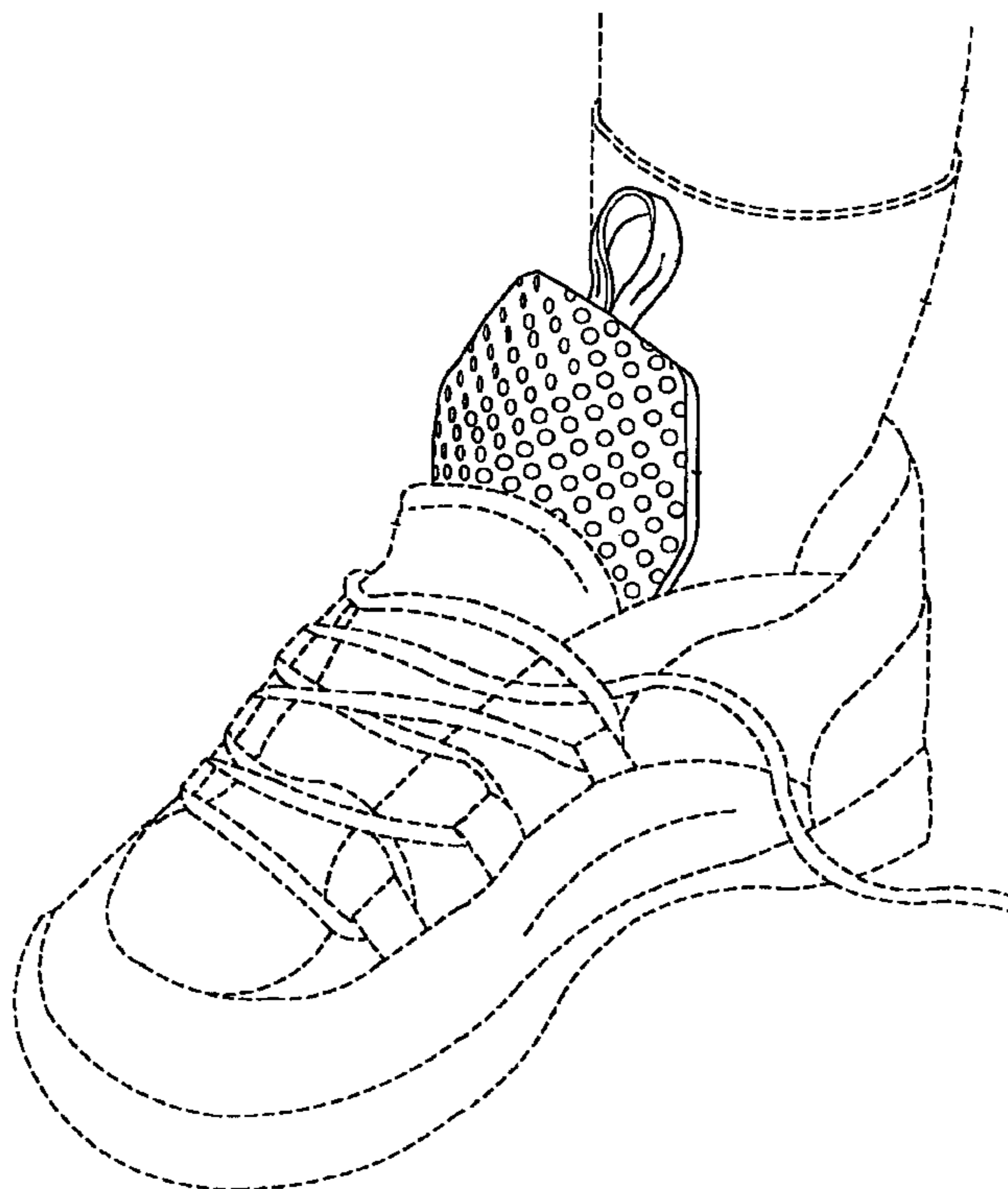
FIG. 2 is a left side view thereof, the broken lines showing of the shoe and partial leg is for illustrative purposes only and forms no part of the claimed design.

FIG. 3 is a front view thereof.

FIG. 4 is a right side view thereof; and,

FIG. 5 is a rear view thereof.

1 Claim, 3 Drawing Sheets



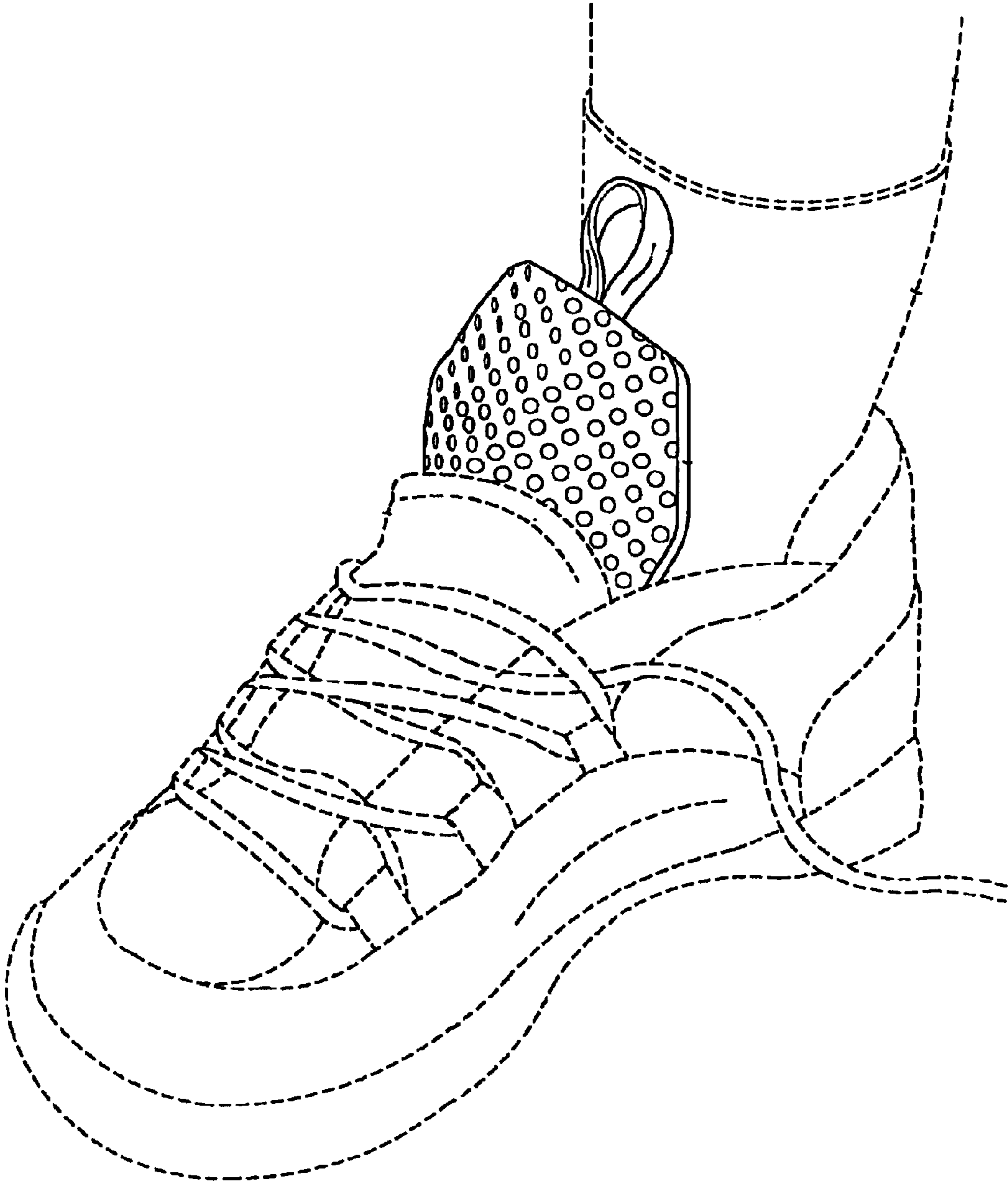


FIG. 1

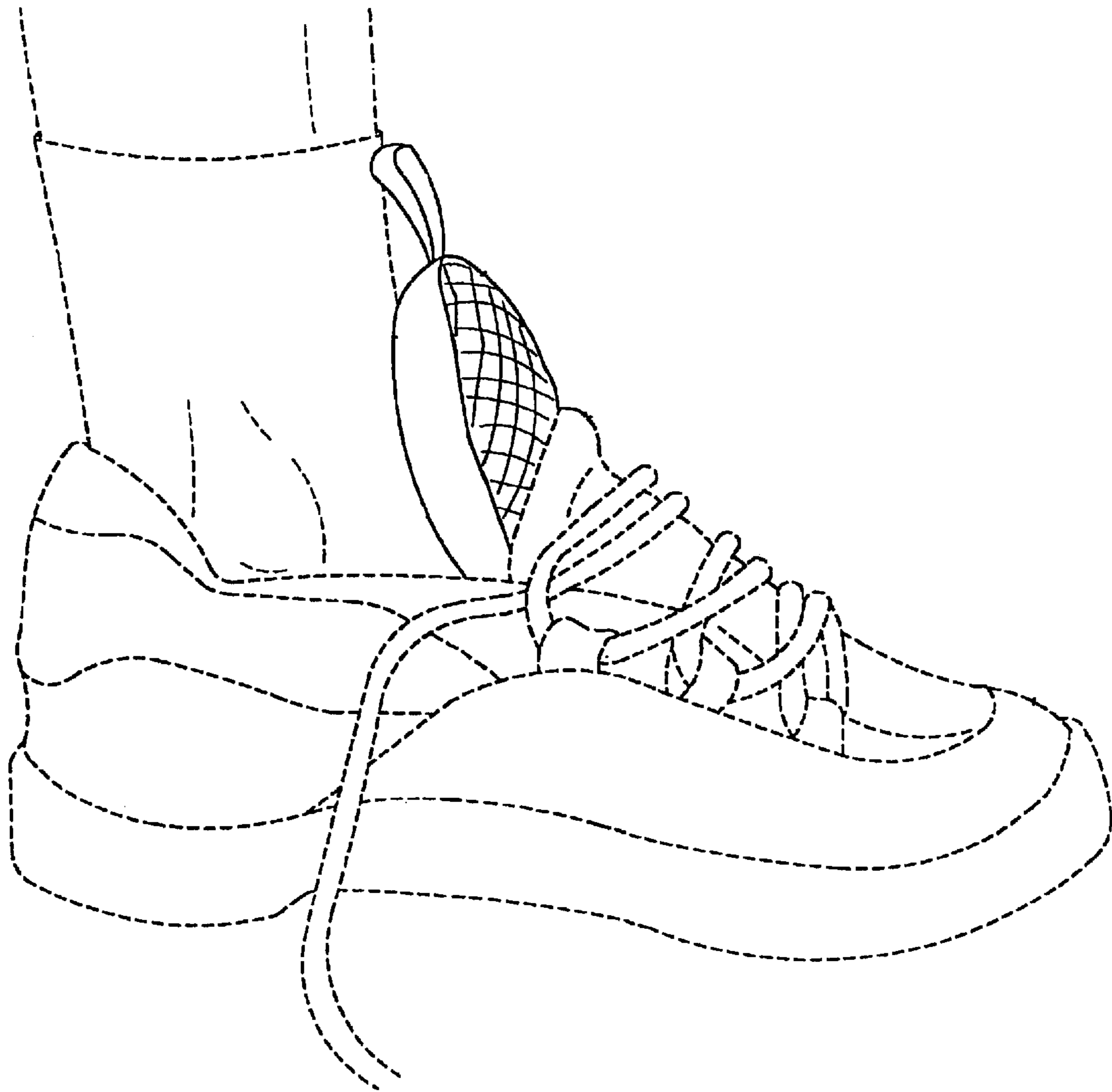


FIG. 2

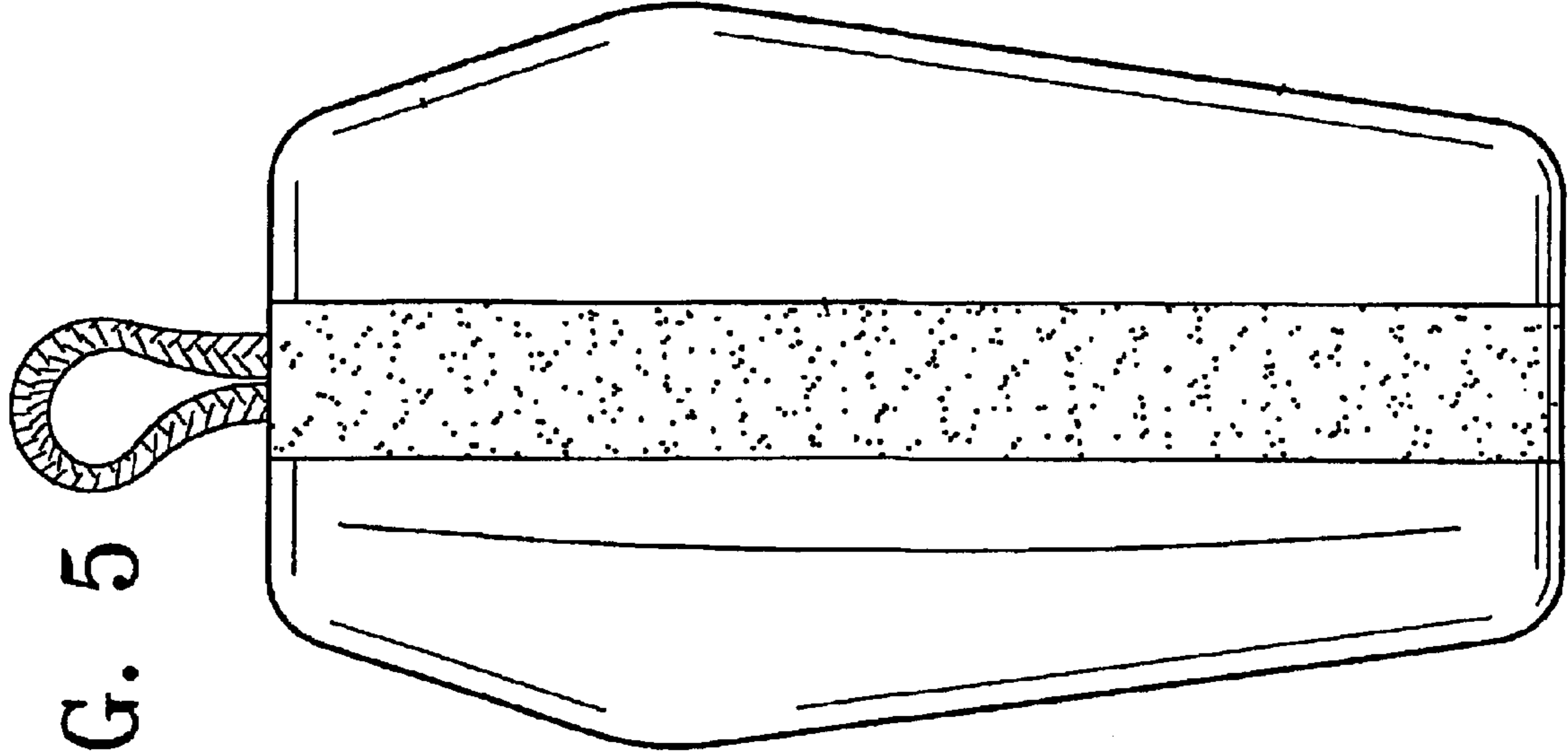


FIG. 5

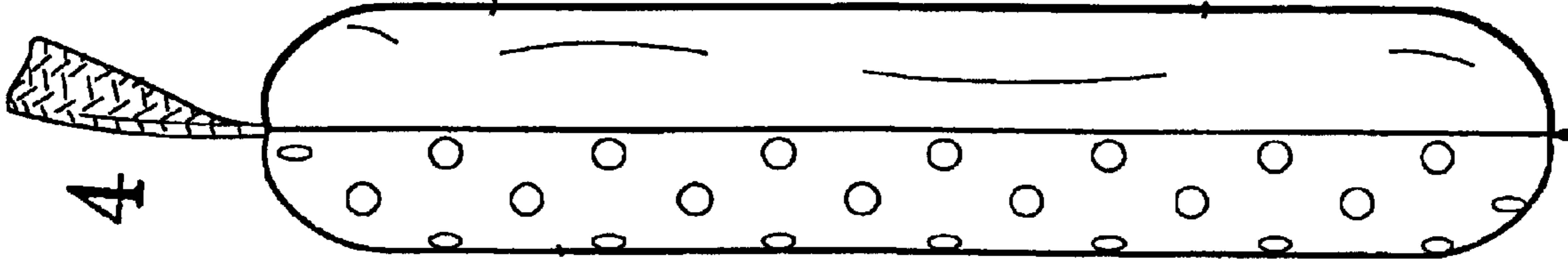


FIG. 4

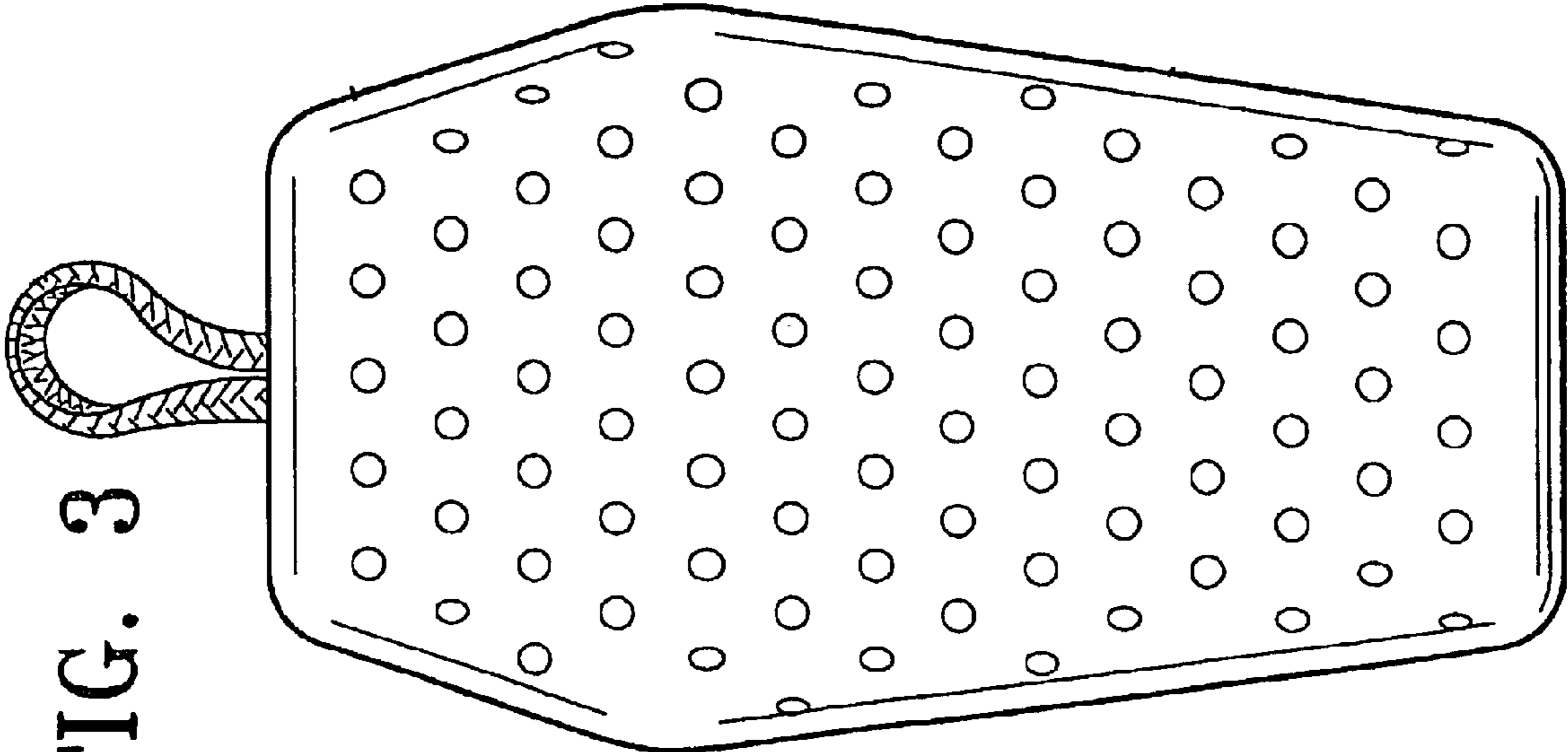


FIG. 3