

US00D499874S

(12) **United States Design Patent** (10) **Patent No.:** **US D499,874 S**
Panariello, Jr. (45) **Date of Patent:** **** Dec. 21, 2004**

(54) **PORTION OF A SHOE UPPER**
 (75) Inventor: **Julio Cesar Panariello, Jr.**, Portland, OR (US)
 (73) Assignee: **Nike, Inc.**, Beaverton, OR (US)
 (**) Term: **14 Years**
 (21) Appl. No.: **29/202,223**
 (22) Filed: **Mar. 29, 2004**
 (51) **LOC (7) Cl.** **02-99**
 (52) **U.S. Cl.** **D2/972**
 (58) **Field of Search** D2/902, 907, 908, D2/943, 944, 969, 972-974; 36/45, 50.1, 77 M, 77 R, 83, 88, 113, 114, 126-130

D467,413 S 12/2002 Rogers
 D474,010 S 5/2003 Gerber
 D475,523 S 6/2003 McDowell
 D476,472 S 7/2003 Portzline
 D476,473 S 7/2003 Clegg
 D477,131 S 7/2003 Holmes
 D487,841 S 3/2004 Munns

OTHER PUBLICATIONS

Nike Footwear Catalog Late Spring 1996, p. 5, published Aug. 1995.
 Nike Footwear Catalog Holiday 1996, p. 13, published Mar. 1996.
 Nike Footwear Catalog Spring 1997, p. 152, published Jun. 1996.
 Nike Footwear Catalog Holiday 1999, p. M55, published Mar. 1999.

(56) **References Cited**

(List continued on next page.)

U.S. PATENT DOCUMENTS

D304,387 S 11/1989 Brown
 D322,712 S 12/1991 Aveni
 D328,384 S 8/1992 Rogers et al.
 D331,140 S 11/1992 Rogers et al.
 D331,311 S 12/1992 Rogers et al.
 D334,647 S 4/1993 Rogers et al.
 D334,648 S 4/1993 Rogers et al.
 D345,246 S 3/1994 Greene
 D365,201 S 12/1995 Avar
 D377,712 S 2/1997 Avar et al.
 D383,294 S 9/1997 Lozano
 D387,549 S * 12/1997 Rusnak D2/969
 D395,944 S 7/1998 Avar
 D398,771 S 9/1998 Doxey
 D427,760 S 7/2000 Holmes
 D428,247 S * 7/2000 Selbiger D2/972
 D432,778 S * 10/2000 McCourt D2/972
 D434,547 S 12/2000 Kim
 D444,623 S 7/2001 Wilson
 D446,640 S * 8/2001 Estey D2/972
 D446,922 S 8/2001 Yang
 D447,859 S 9/2001 Matis et al.
 D447,860 S 9/2001 Matis et al.
 D450,917 S * 11/2001 Fogg D2/972

Primary Examiner—Dominic Simone
 (74) *Attorney, Agent, or Firm*—Banner & Witcoff, Ltd.


(57) **CLAIM**

The ornamental design for a portion of a shoe upper, as shown and described.

DESCRIPTION

FIG. 1 is a front perspective view of a portion of a shoe upper showing my new design;
 FIG. 2 is a front view thereof;
 FIG. 3 is a side view thereof; and,
 FIG. 4 is a top view thereof.
 The uneven broken lines immediately adjacent to the shaded area represent unclaimed boundaries of the design. The uneven broken line showing of the interior of the four triangular shaped regions and the remainder of the shoe is for illustrative purposes only and forms no part of the claimed design.

1 Claim, 4 Drawing Sheets



OTHER PUBLICATIONS

Nike Footwear Catalog Spring 2000 #1, pp. M30, M32, W7,
published Jul. 1999.

Nike Footwear Catalog Fall 2000 #2, p. M61, published
Nov. 1999.

Nike Footwear Catalog Fall 2002, p. M52, published Nov.
2001.

Nike Footwear Catalog Spring 2003, pp. M6, M8, M11,
M33, published Jun. 2002.

* cited by examiner

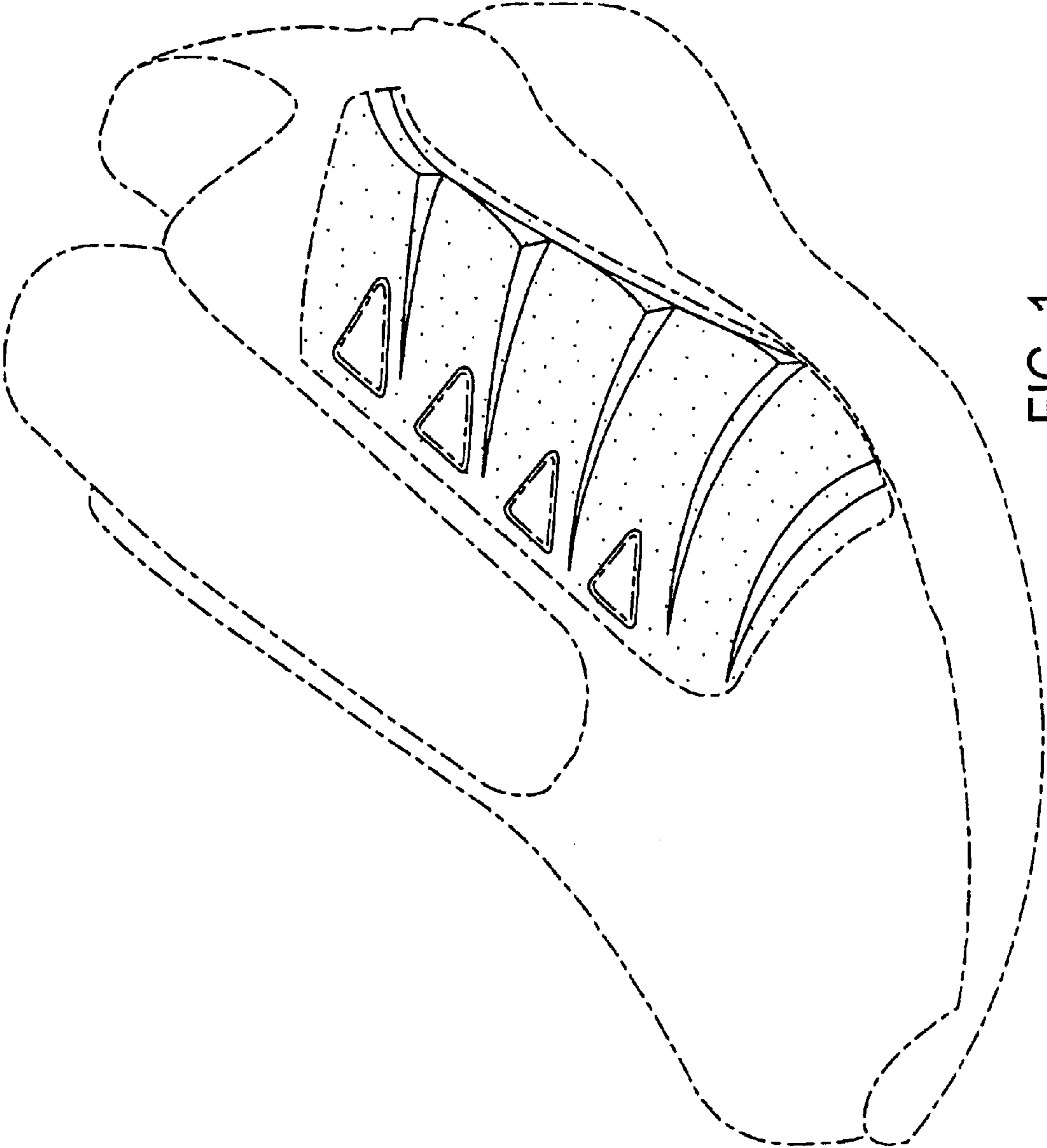


FIG. 1

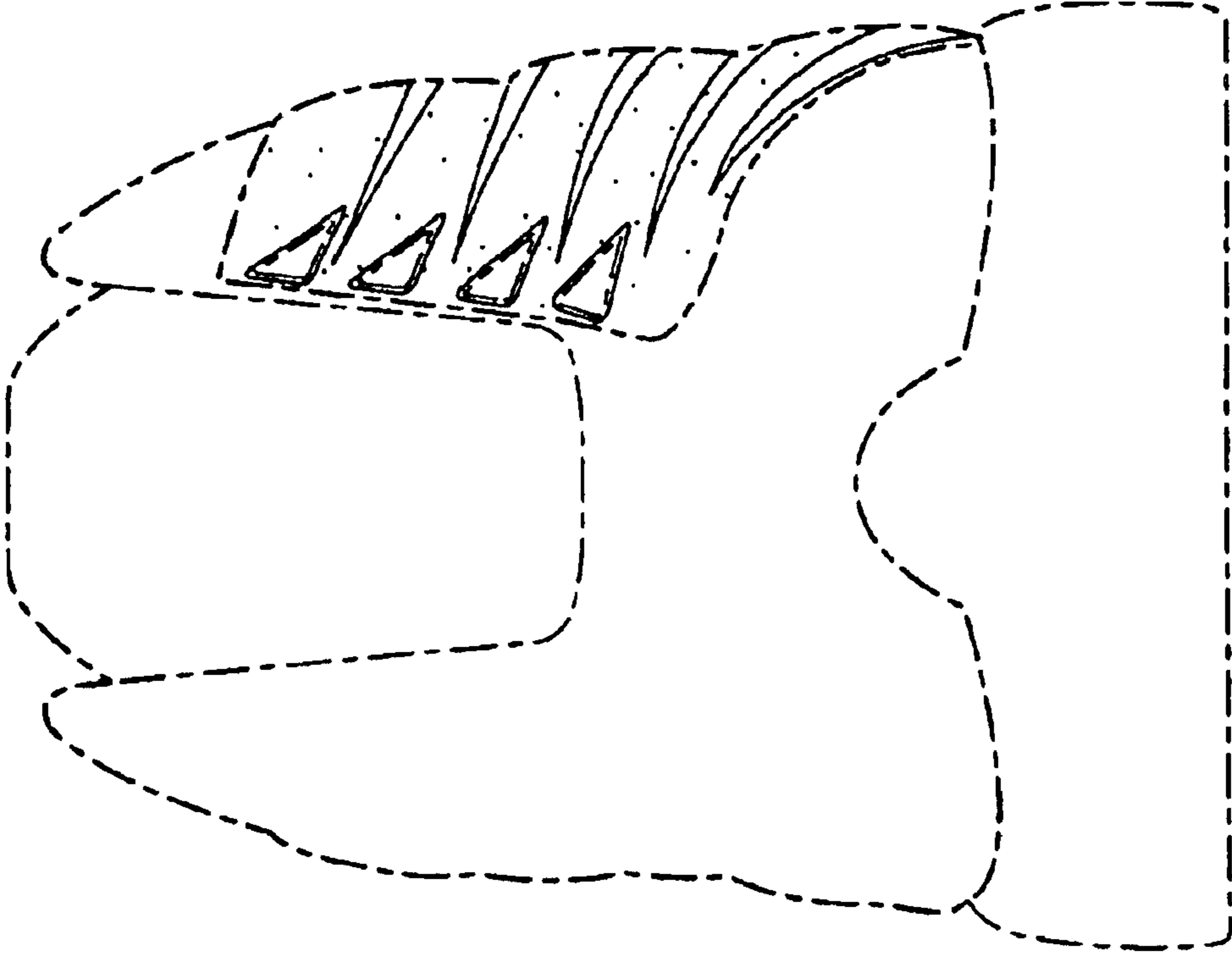


FIG. 2

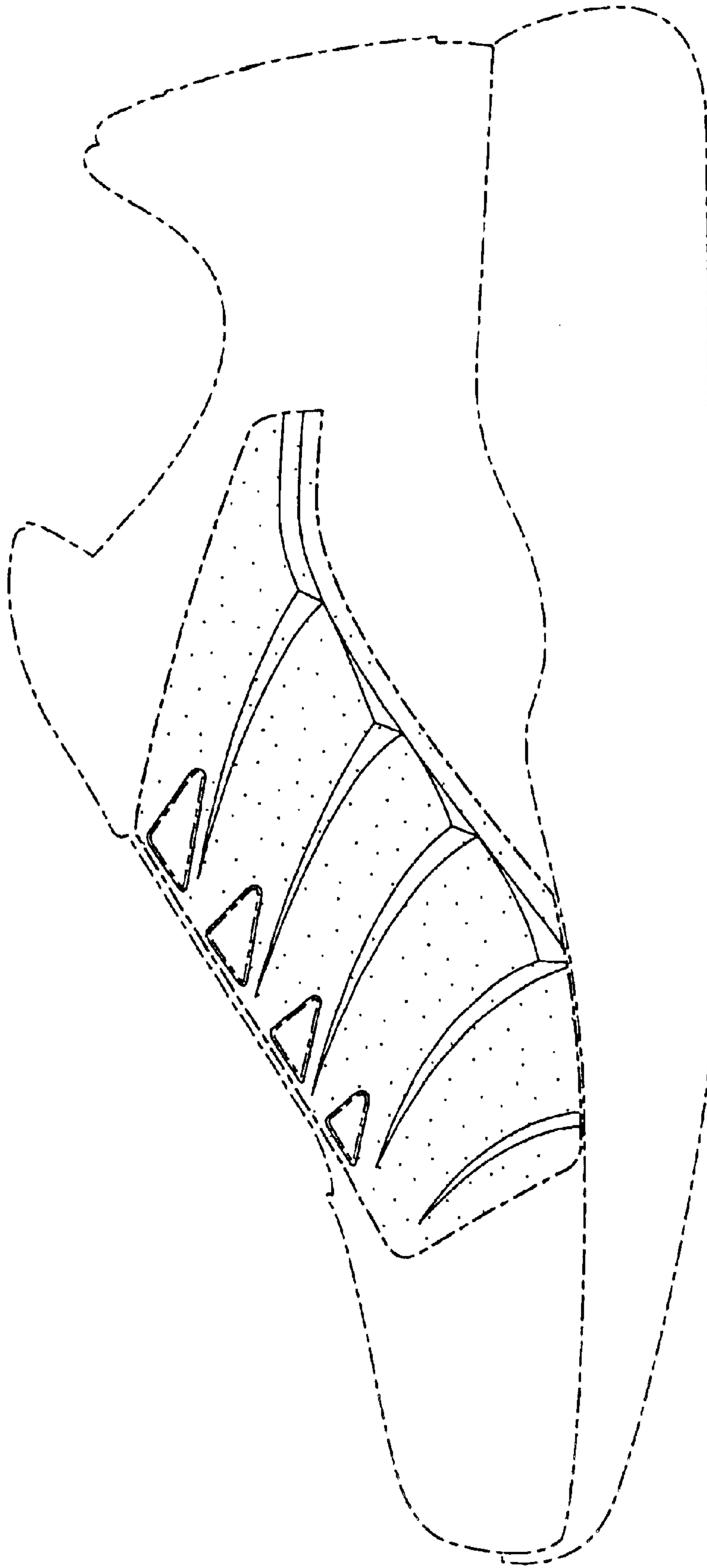


FIG. 3

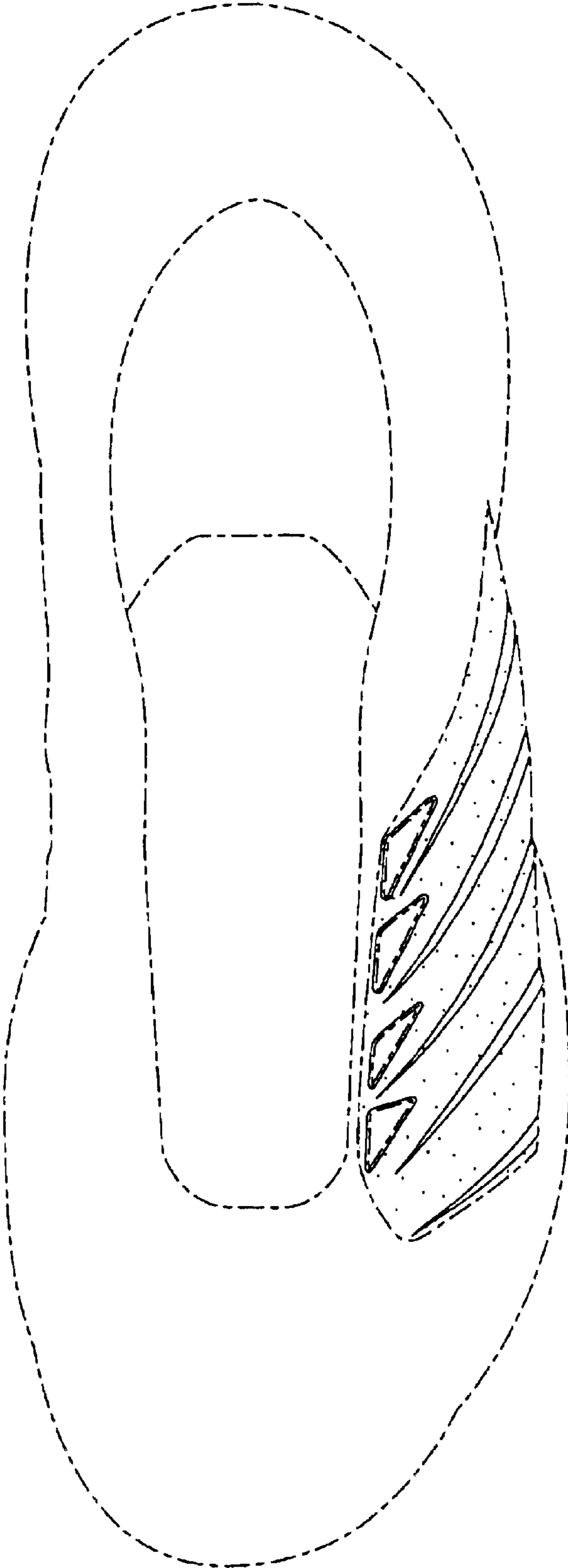


FIG. 4