

US00D499872S

(12) **United States Design Patent** (10) **Patent No.:** **US D499,872 S**  
**Wozniak** (45) **Date of Patent:** **\*\* Dec. 21, 2004**

(54) **SIDE ELEMENT OF A SHOE UPPER**

(75) Inventor: **Leonard Wozniak**, Tigard, OR (US)

(73) Assignee: **Nike, Inc.**, Beaverton, OR (US)

(\*\*) Term: **14 Years**

(21) Appl. No.: **29/202,166**

(22) Filed: **Mar. 26, 2004**

(51) **LOC (7) Cl.** ..... **02-99**

(52) **U.S. Cl.** ..... **D2/972**

(58) **Field of Search** ..... D2/902, 907, 908,  
D2/943, 944, 969, 972-974; 36/45, 50.1,  
77 M, 77 R, 83, 88, 113, 114, 126-130

(56) **References Cited**

**U.S. PATENT DOCUMENTS**

1,227,981 A	5/1917	Tynes	
D85,318 S	10/1931	Bitgood	
D99,495 S	5/1936	Andrews	
D104,005 S	4/1937	Wales	
2,082,537 A	6/1937	Butler	
D108,320 S	2/1938	Eldon	
D112,792 S	1/1939	Schmidt	
D124,666 S	1/1941	Gillis	
D131,119 S	1/1942	Pirshom	
D185,498 S	6/1959	Hyde	
3,333,352 A	8/1967	Livingston	
D238,984 S	* 3/1976	Senter	..... D2/907
4,123,856 A	11/1978	Lawson	
4,126,323 A	11/1978	Scherz	
D257,185 S	10/1980	Famolare, Jr.	
D265,015 S	6/1982	Higgins	
D266,455 S	10/1982	Famolare, Jr.	
D279,232 S	* 6/1985	Gamm	..... D2/908
4,578,882 A	4/1986	Talarico, II	

(List continued on next page.)

**OTHER PUBLICATIONS**

“Nike Footwear Catalog,” Late Spring 1999, published Sep. 1998 (p. W105), Beaverton, Oregon.

“Nike Footwear Catalog,” Fall 2000, published Nov. 1999 (p. W67), Beaverton, Oregon.

“Nike Footwear Catalog,” Holiday 2000, published Mar. 2000 (p. M47), Beaverton, Oregon.

“Nike Footwear Catalog,” Late Spring 2001, published Sep. 2000 (pp. M31, W87), Beaverton, Oregon.

“Nike Footwear Catalog,” Fall 2001, published Nov. 2000 (p. W121), Beaverton, Oregon.

“Nike Footwear Catalog,” Spring 2002, published Jun. 2001 (p. M45), Beaverton, Oregon.

“Nike Footwear Catalog,” Fall 2002, published Nov. 2001 (p. M53), Beaverton, Oregon.

“Nike Footwear Catalog,” Fall 2003, published Nov. 2002 (p. M75), Beaverton, Oregon.

“Nike Footwear Catalog,” Fall 2004, published Nov. 2003 (pp. M20, M37, W73), Beaverton, Oregon.

*Primary Examiner*—Dominic Simone

(74) *Attorney, Agent, or Firm*—TraskBritt

(57) **CLAIM**

The ornamental design for a side element of a shoe upper, as shown and described.

**DESCRIPTION**

FIG. 1 is a perspective view of a side element of a shoe upper showing my new design;

FIG. 2 is a side view of the side element of a shoe upper shown in FIG. 1;


FIG. 3 is a front view of the side element of a shoe upper shown in FIG. 1;

FIG. 4 is a rear view of the side element of a shoe upper shown in FIG. 1; and,

FIG. 5 is a top view of the side element of a shoe upper shown in FIG. 1.

The uneven broken line immediately adjacent to the shaded area represents the bounds of the claimed design. All other uneven broken lines represent the remaining portion of the shoe. The uneven broken line representations in FIGS. 1-5 are for illustrative purposes only and form no part of the claimed design.

**1 Claim, 2 Drawing Sheets**



# US D499,872 S

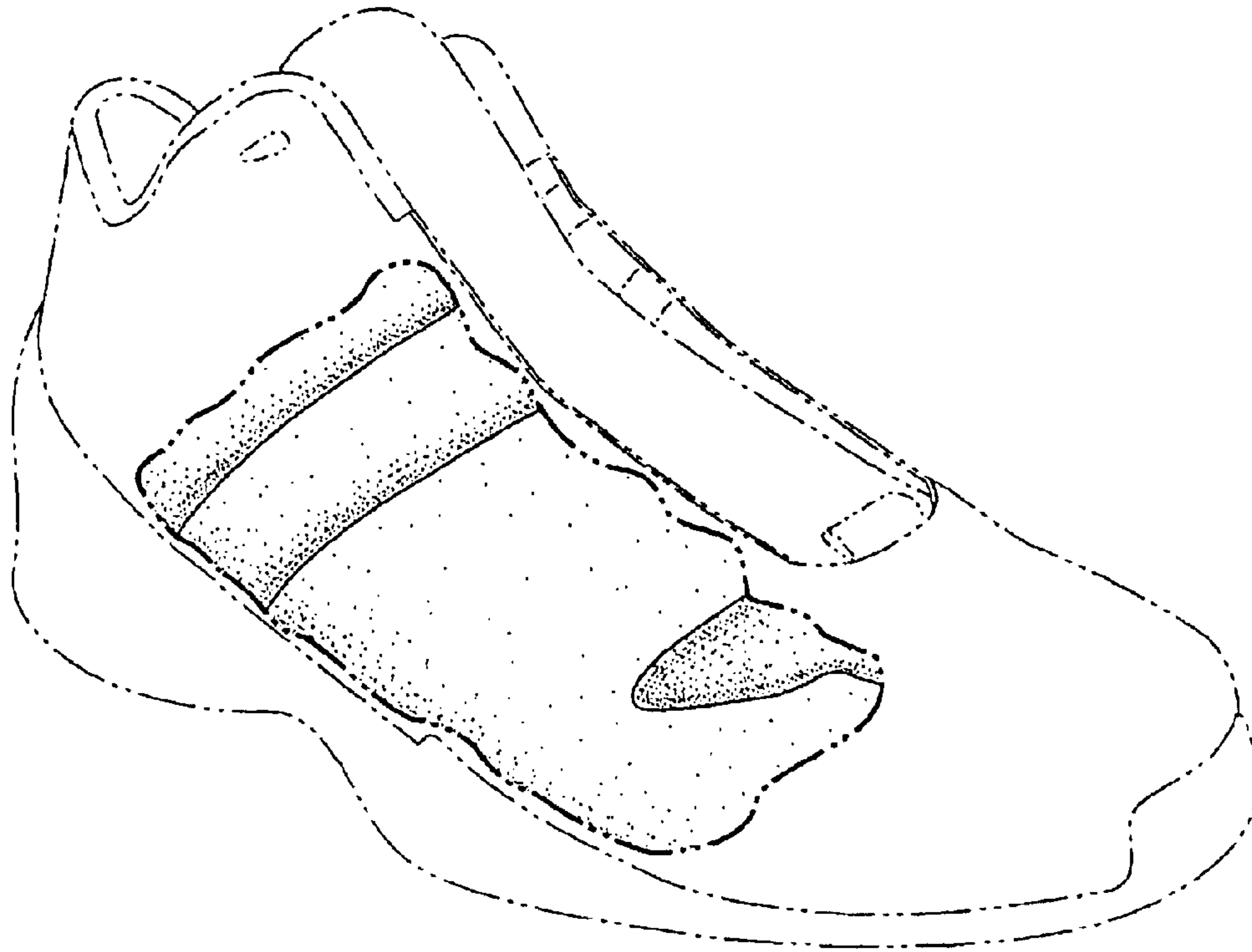
Page 2

---


## U.S. PATENT DOCUMENTS

D284,039 S	*	6/1986	Yoshitake .....	D2/902	D407,199 S	*	3/1999	Hardy .....	D2/972
D286,820 S		11/1986	Lu		D422,132 S	*	4/2000	Fogg .....	D2/972
D287,301 S		12/1986	Tong		D432,779 S	*	10/2000	Cass .....	D2/972
D291,142 S		8/1987	Kelley		D436,717 S		1/2001	Schwartz	
D291,501 S	*	8/1987	Tong .....	D2/969	D440,758 S	*	4/2001	Smith .....	D2/972
D297,589 S		9/1988	Swett et al.		D472,042 S	*	3/2003	Masullo .....	D2/972
D297,780 S	*	9/1988	Tong et al. ....	D2/969	D473,702 S	*	4/2003	Burg et al. ....	D2/969
D406,451 S		3/1999	Lozano		D494,752 S	*	8/2004	Adams et al. ....	D2/969

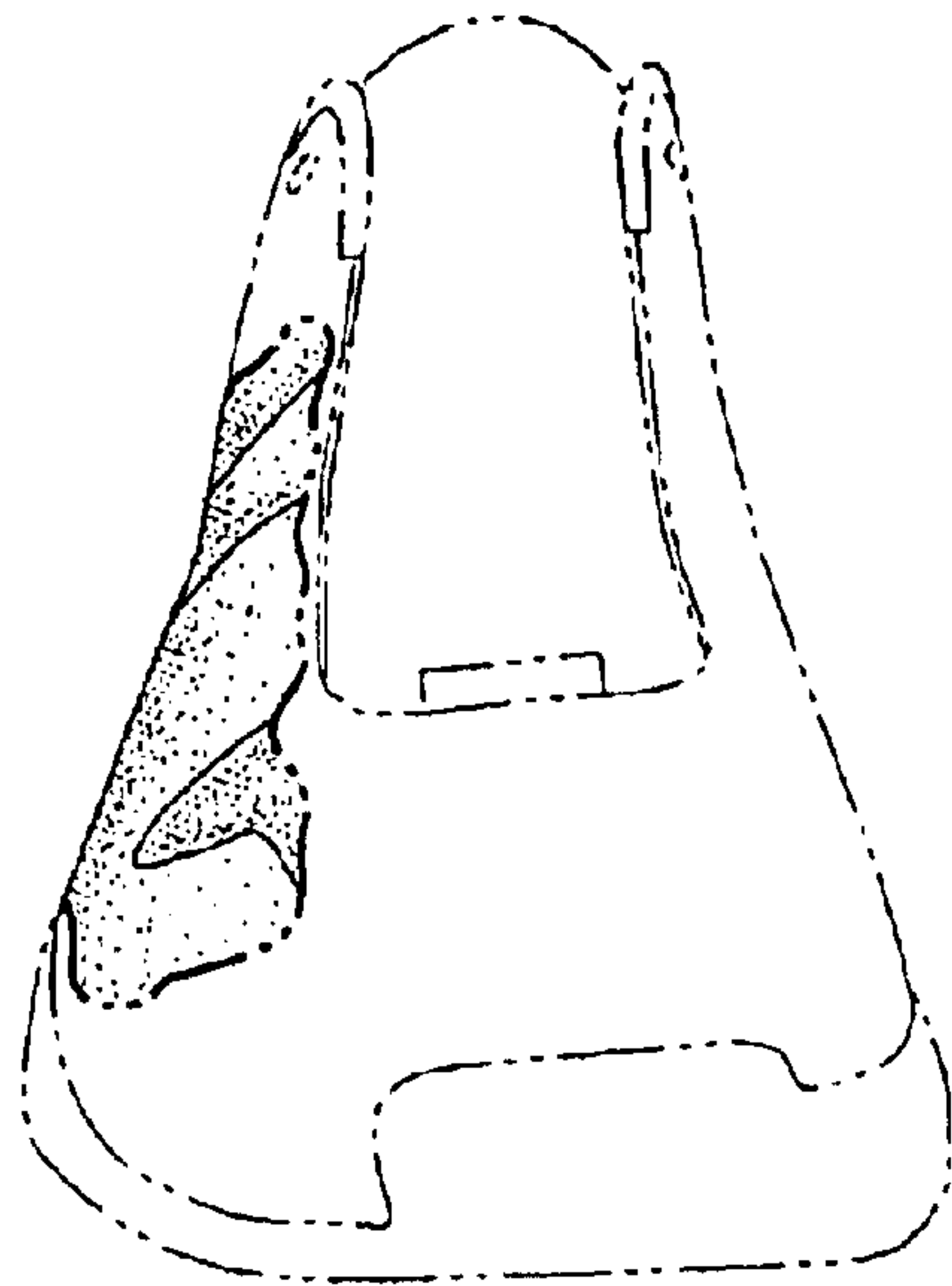
\* cited by examiner




**FIG. 1**



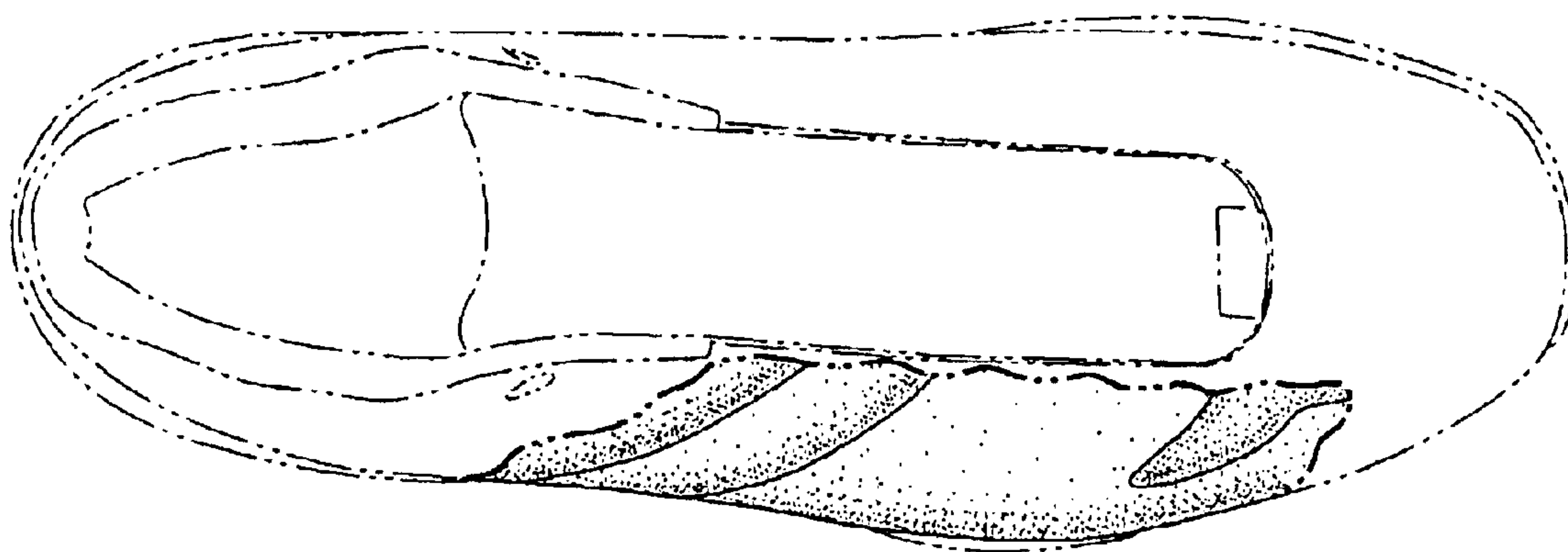
**FIG. 2**



**FIG. 3**



**FIG. 4**



**FIG. 5**