



US00D499856S

(12) **United States Design Patent**  
**Kleinert**

(10) **Patent No.:** **US D499,856 S**

(45) **Date of Patent:** **\*\* Dec. 21, 2004**

(54) **GLOVE**

D248,898 S \* 8/1978 DeLeone et al. .... D29/117.1  
D294,984 S \* 3/1988 Green ..... D29/117.1  
6,760,924 B2 \* 7/2004 Hatch et al. .... 2/161.5

(75) **Inventor:** **James M. Kleinert**, Louisville, KY  
(US)

\* cited by examiner

(73) **Assignee:** **Hillerich & Bradsby Co.**, Louisville,  
KY (US)

*Primary Examiner*—Robert A. Delehanty  
(74) *Attorney, Agent, or Firm*—Charles G. Lamb;  
Middleton Reutlinger

(\*\*) **Term:** **14 Years**

(57) **CLAIM**

(21) **Appl. No.:** **29/192,594**

The ornamental design for a glove, as shown.

(22) **Filed:** **Oct. 27, 2003**

**DESCRIPTION**

(51) **LOC (7) Cl.** ..... **02-06**

FIG. 1 is a dorsal side plan view of a glove showing my design;

(52) **U.S. Cl.** ..... **D2/619**

FIG. 2 is a perspective view from the dorsal side of the glove thereof; and,

(58) **Field of Search** ..... D29/113, 117.1,  
D29/117.2, 122-123; D2/610, 623, 613-621,  
999; D24/190; 2/16, 20, 159, 116.1-116.8,  
910, 917

FIG. 3 is a palmar side plan view of the glove thereof.

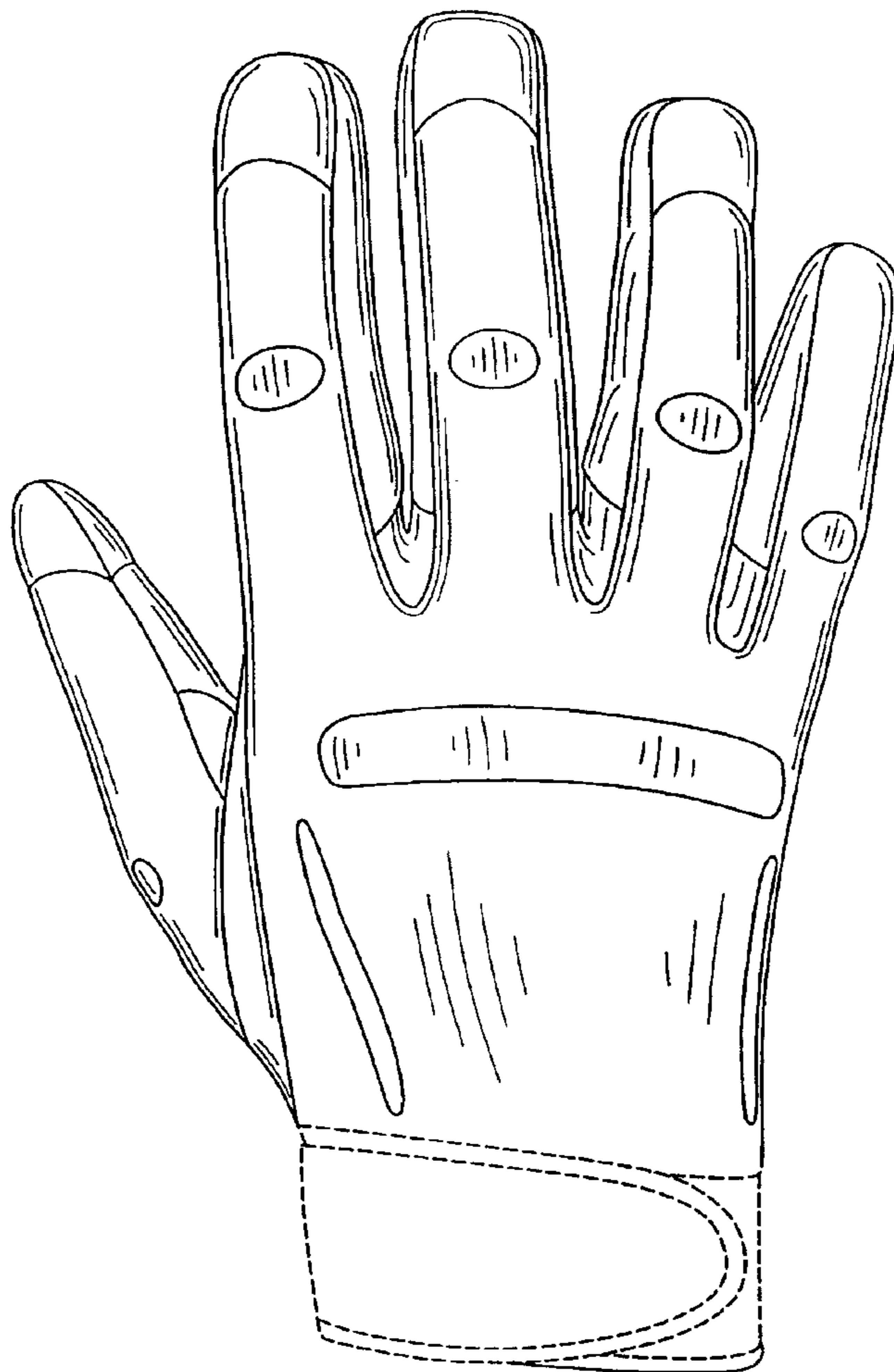
The broken line showing of a portion of the glove is for illustrative purposes only and forms no part of the claimed design.

(56) **References Cited**

**U.S. PATENT DOCUMENTS**

3,096,523 A \* 7/1963 Bruchas ..... 2/159

**1 Claim, 3 Drawing Sheets**



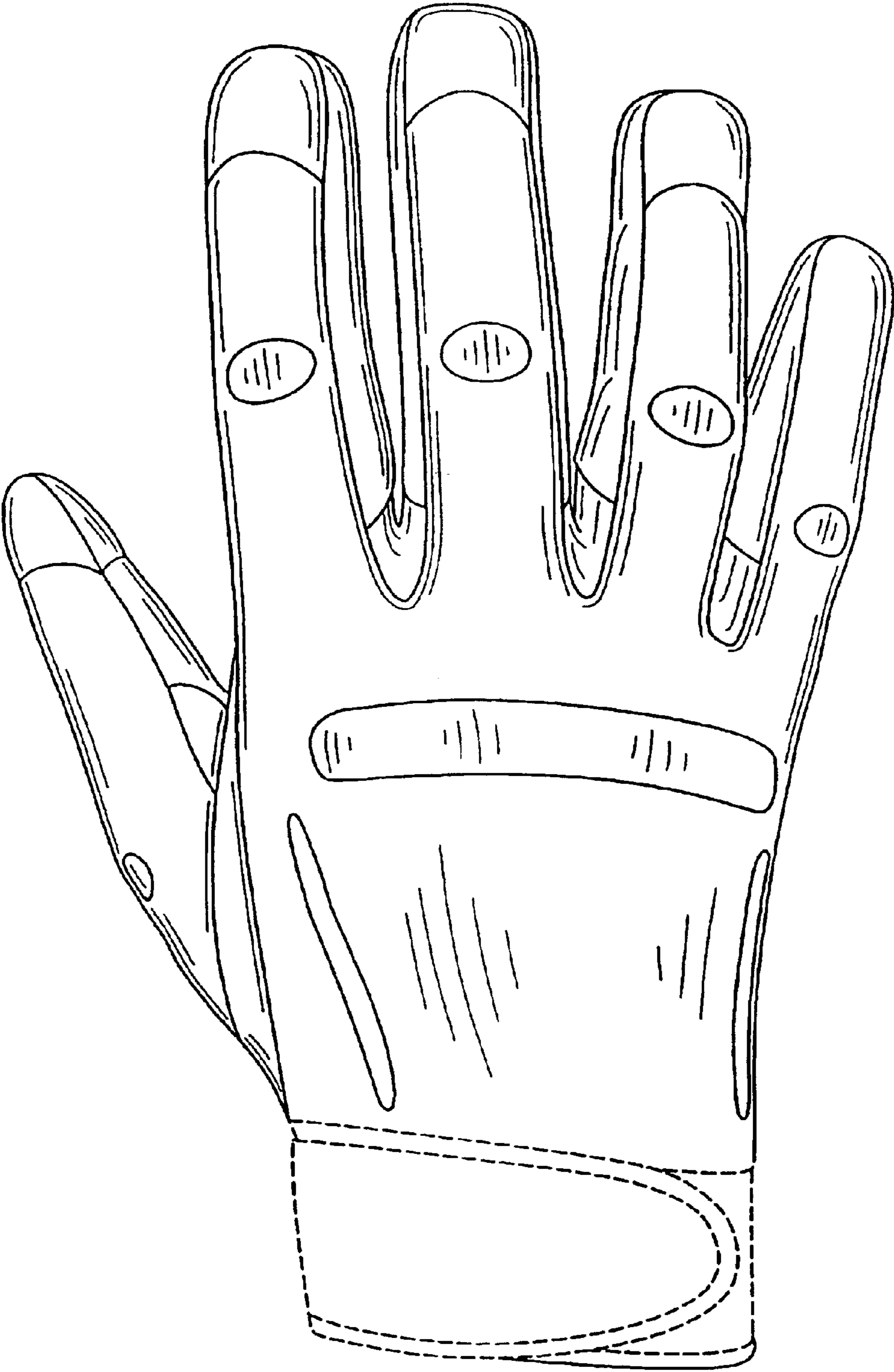


FIG. 1

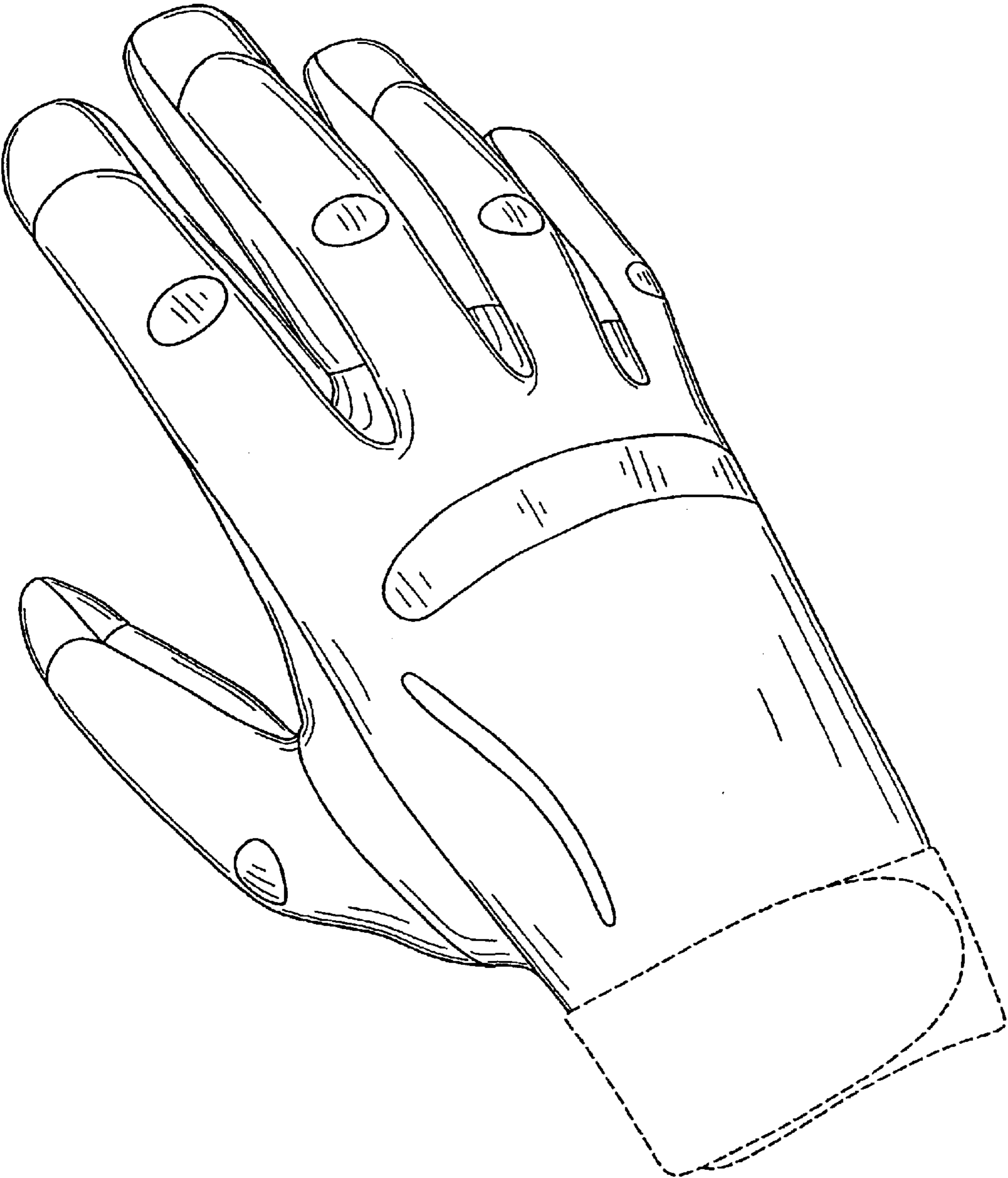


FIG. 2




FIG. 3