

US00D499855S

(12) **United States Design Patent** (10) **Patent No.:** **US D499,855 S**  
**Ryan et al.** (45) **Date of Patent:** **\*\* Dec. 14, 2004**

(54) **FRONT COVER FOR A MATERIAL HANDLING VEHICLE**

**DESCRIPTION**

(75) Inventors: **H. Scott Ryan**, Skaneateles, NY (US); **Douglas M. Russell**, Syracuse, NY (US); **David L. Fergot**, Syracuse, NY (US); **Gregory W. Smiley**, Greene, NY (US)

In a preferred embodiment, the nature of this product is as a front cover useful in connection with a material handling vehicle.

(73) Assignee: **The Raymond Corporation**, Greene, NY (US)

FIG. 1 is a top, left, front perspective view of a front cover for a material handling vehicle embodying our new design;

(\*\*) Term: **14 Years**

FIG. 2 is a front elevational view of the front cover shown in FIG. 1;

(21) Appl. No.: **29/189,655**

FIG. 3 is a left side elevational view of the front cover shown in FIG. 1;

(22) Filed: **Sep. 9, 2003**

FIG. 4 is a top plan view of the front cover shown in FIG. 1;

(51) **LOC (7) Cl.** ..... **12-05**

FIG. 5 is a top, right, front perspective view of a mirror image of the front cover for a material handling vehicle shown in FIG. 1;

(52) **U.S. Cl.** ..... **D34/35**

(58) **Field of Search** ..... D34/28, 34-35; 180/89.12, 315, 299; 187/222, 224; 414/685, 679, 294; 280/43.12

FIG. 6 is a top, left, front perspective view of another embodiment of a front cover for a material handling vehicle embodying our new design;

(56) **References Cited**

**U.S. PATENT DOCUMENTS**

|             |   |         |                |       |           |
|-------------|---|---------|----------------|-------|-----------|
| D181,187 S  | * | 10/1957 | Davies         | ..... | D34/35    |
| D211,329 S  | * | 6/1968  | Rycraft        | ..... | D34/35    |
| 6,082,215 A | * | 7/2000  | Jerwick        | ..... | 74/473.25 |
| D429,277 S  | * | 8/2000  | Bishop et al.  | ..... | D18/50    |
| D466,669 S  | * | 12/2002 | Kraimer et al. | ..... | D34/34    |
| D492,831 S  | * | 7/2004  | Kouyama        | ..... | D34/34    |

FIG. 7 is a front elevational view of the front cover shown in FIG. 6;

FIG. 8 is a left side elevational view of the front cover shown in FIG. 6;

\* cited by examiner

FIG. 9 is a top plan view of the front cover shown in FIG. 6; and,

*Primary Examiner*—Holly Baynham  
(74) *Attorney, Agent, or Firm*—Quarles & Brady LLP

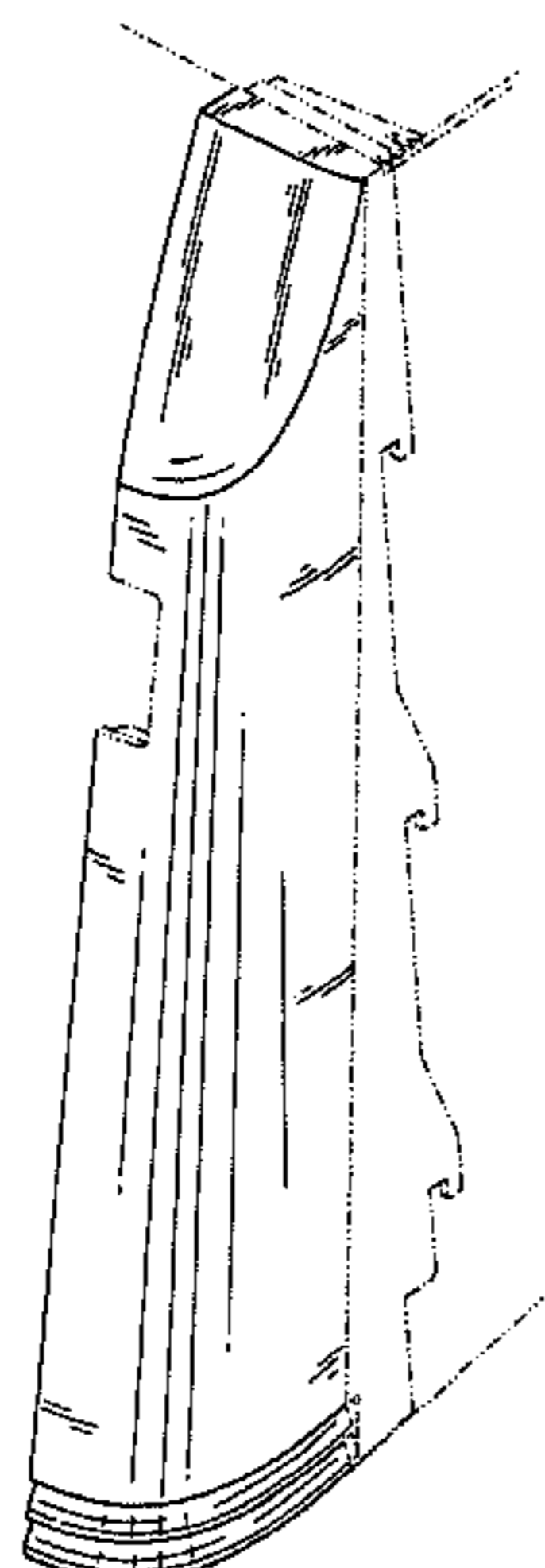
FIG. 10 is a top, right, front perspective view of a mirror image of the front cover for a material handling vehicle shown in FIG. 6.

(57) **CLAIM**

The ornamental design for a front cover for a material handling vehicle, as shown and described.

The broken line representations of portions of a material handling vehicle in FIGS. 1-10, are for the purpose of illustration only, and form no part of the claimed design.

**1 Claim, 6 Drawing Sheets**



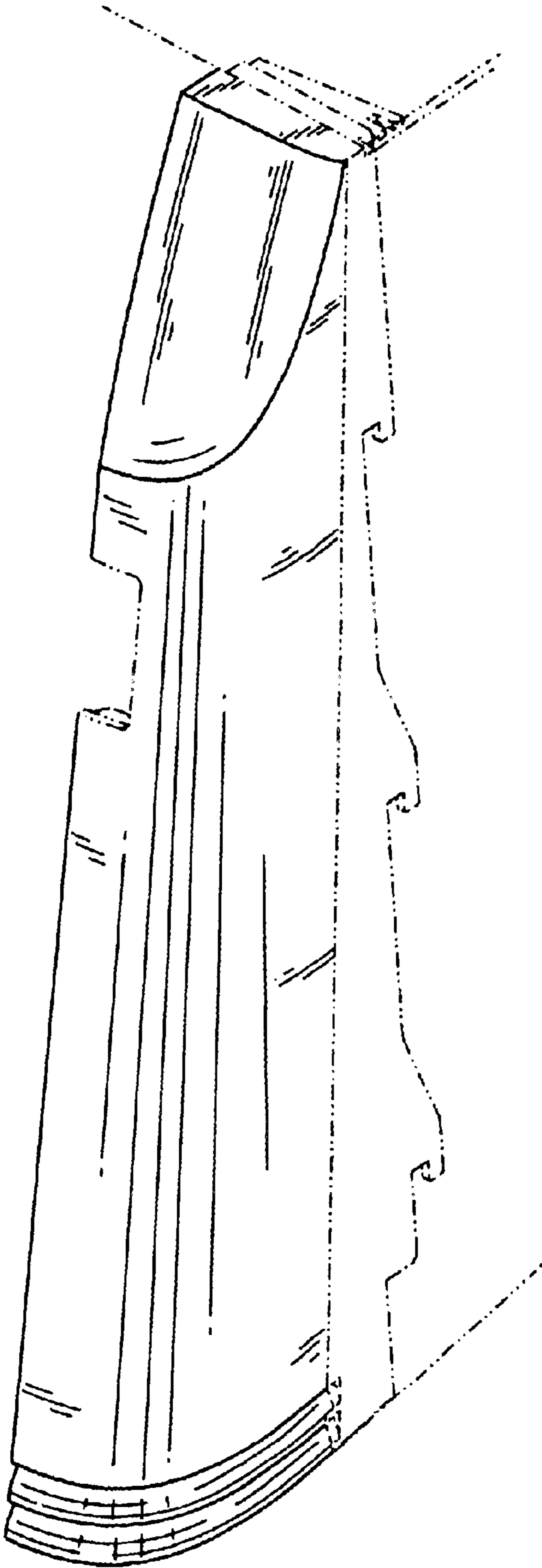


FIG. 1

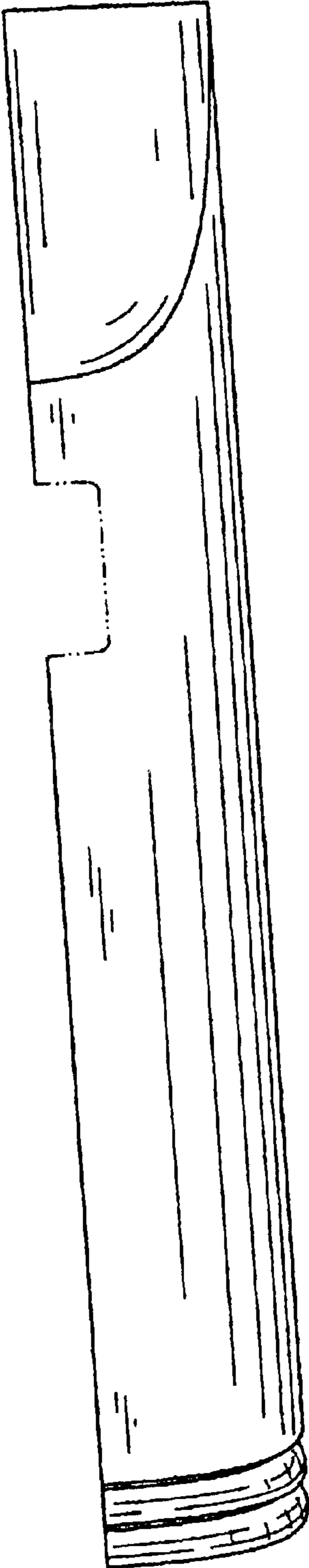


FIG. 2

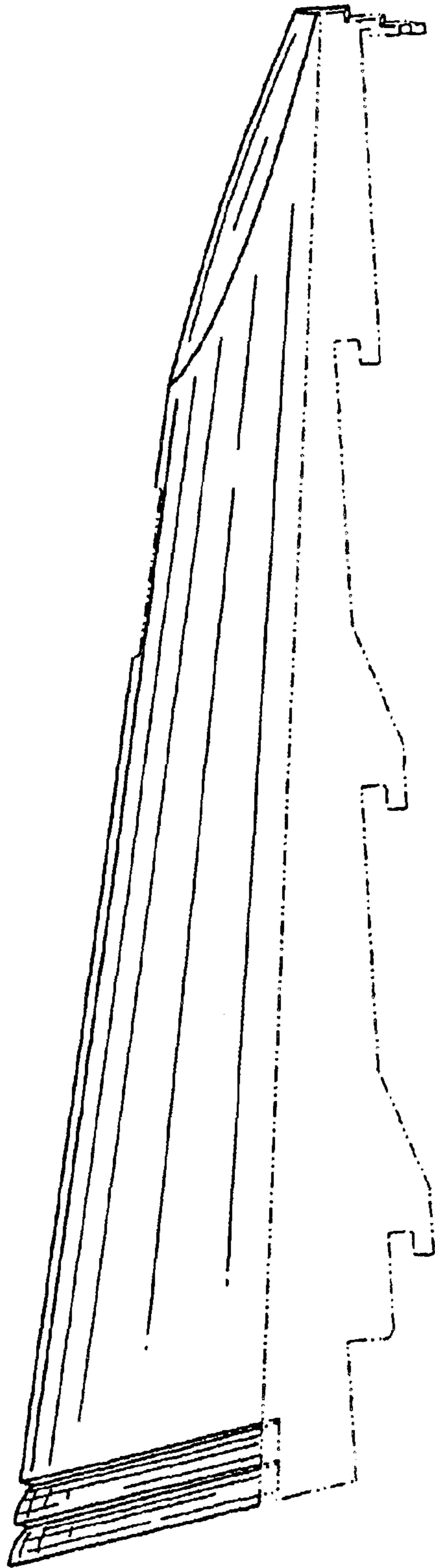


FIG. 3




FIG. 4

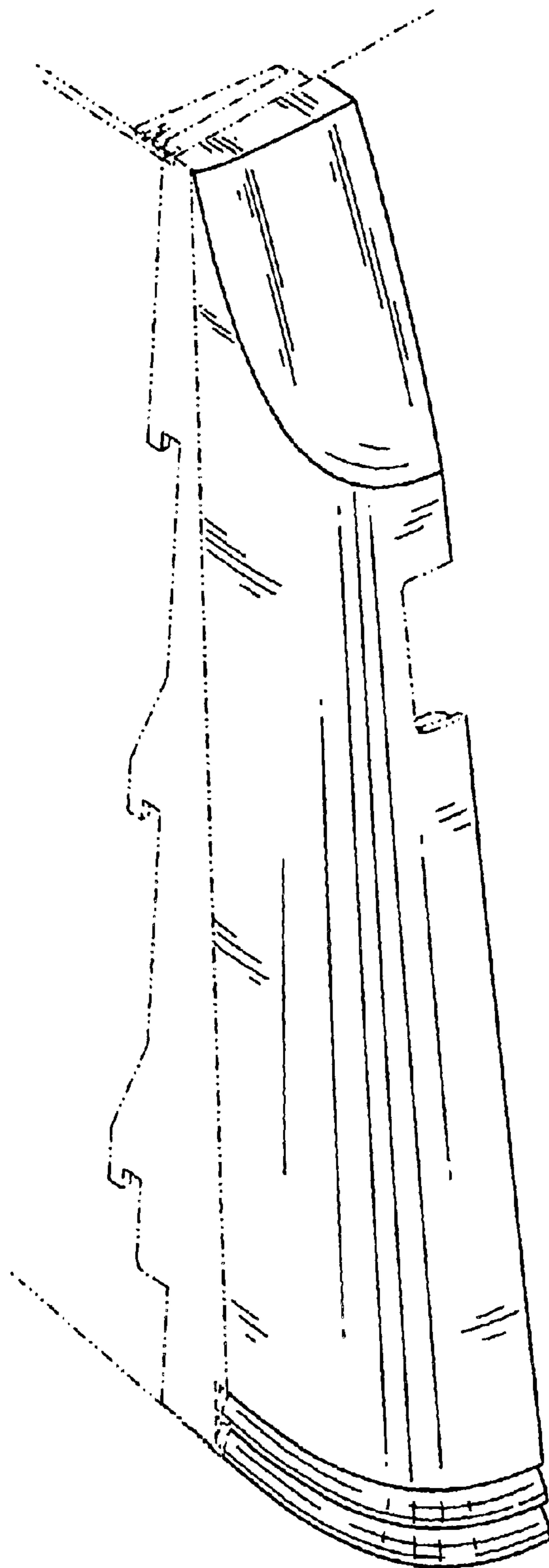


FIG. 5

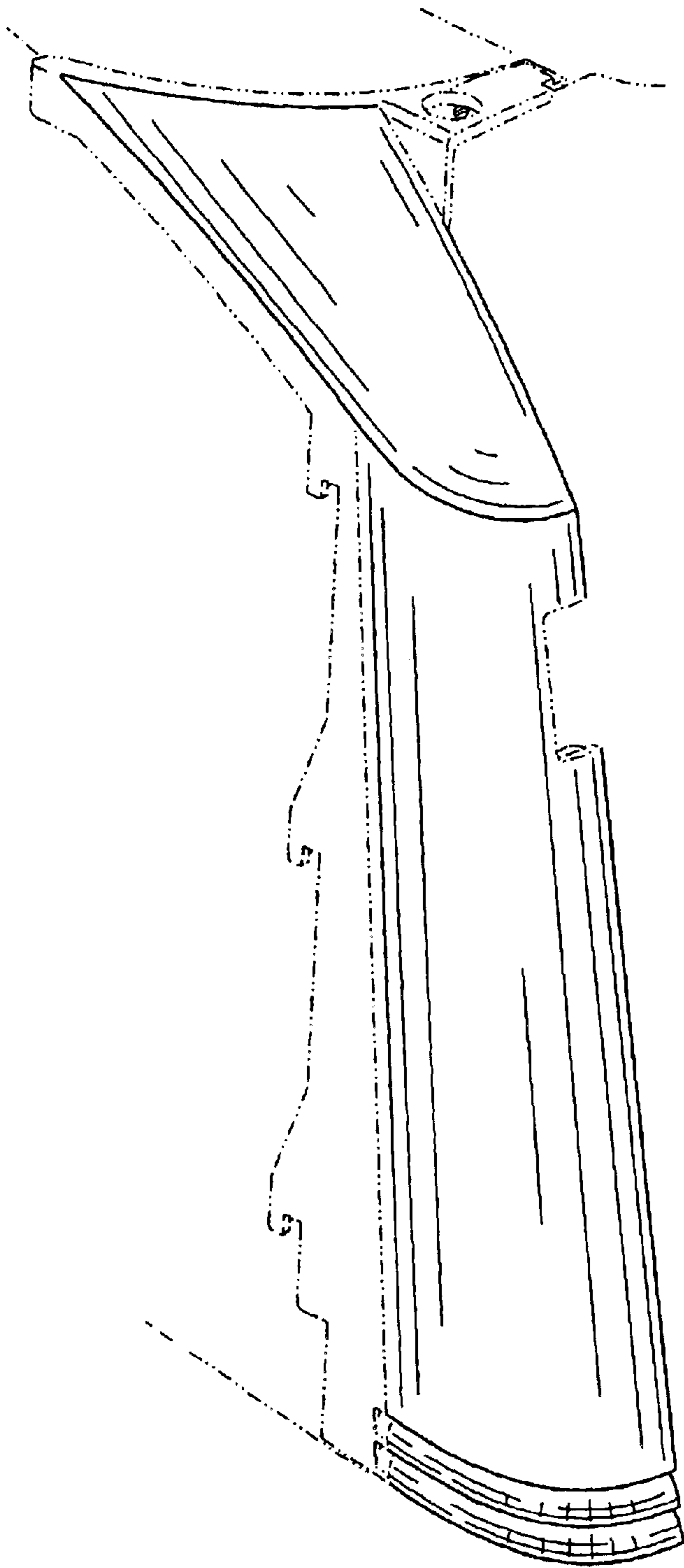


FIG. 6

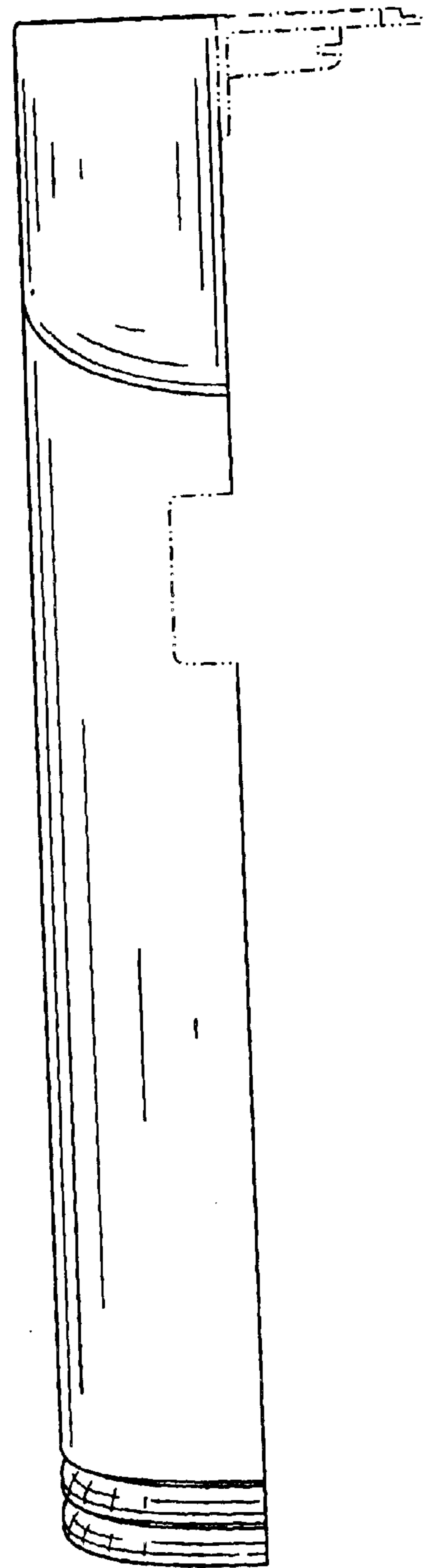


FIG. 7

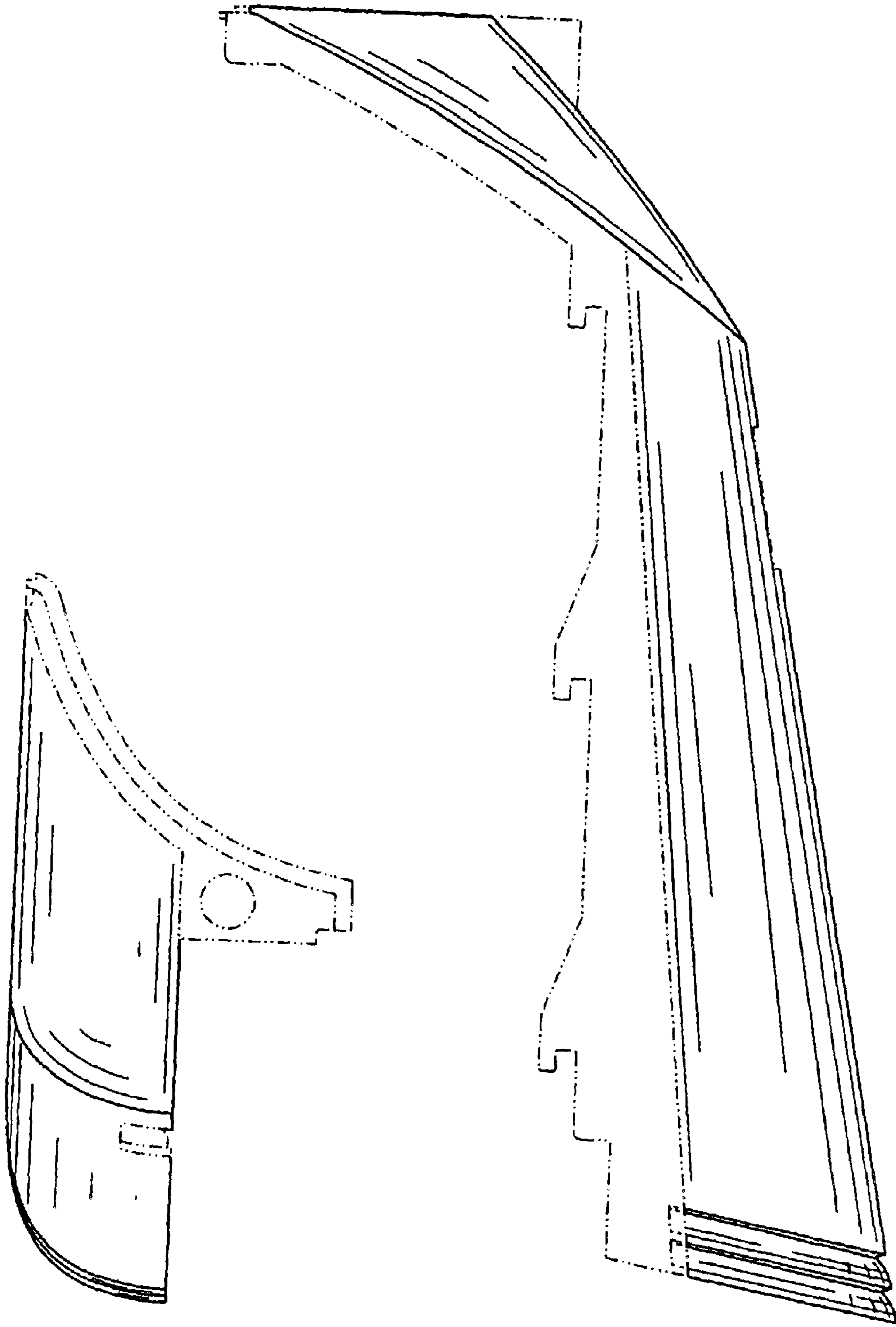


FIG. 9

FIG. 8

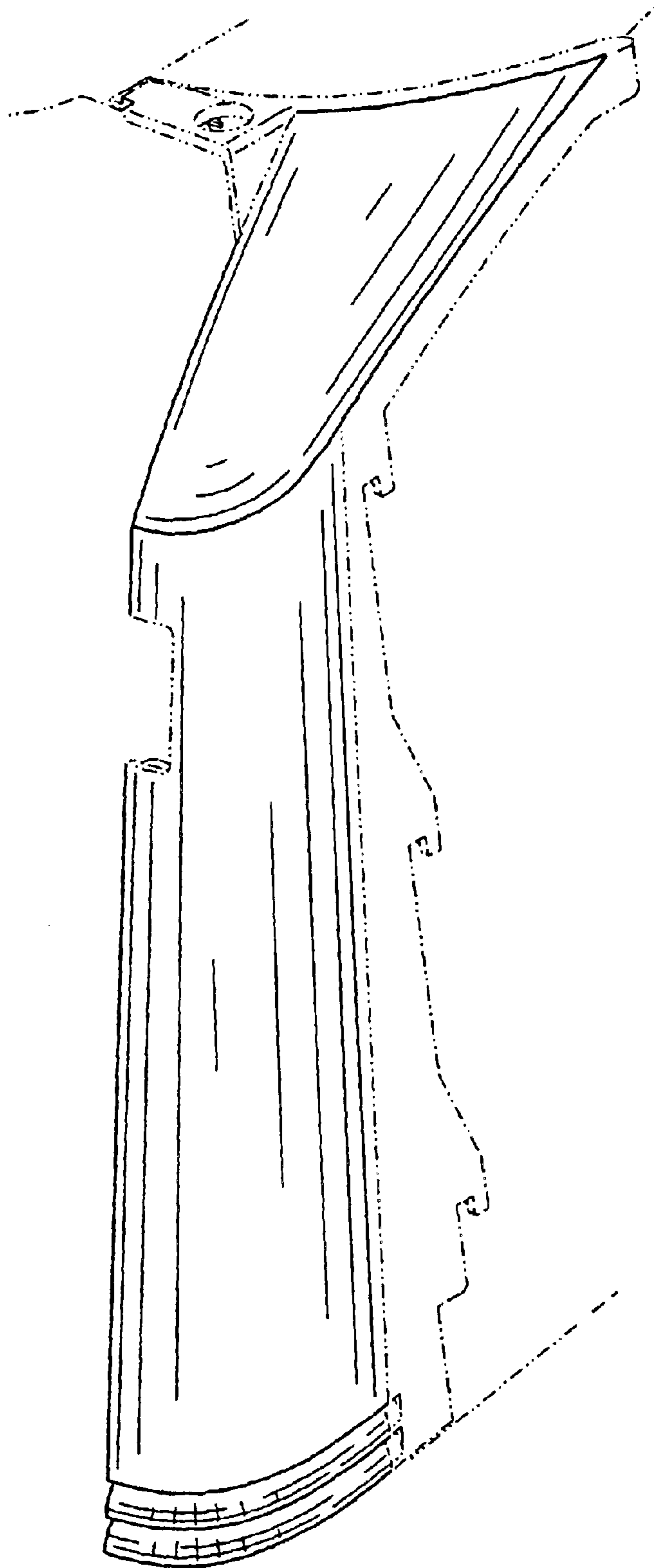


FIG. 10