



US00D499853S

(12) **United States Design Patent**
Ryan et al.

(10) **Patent No.:** **US D499,853 S**
(45) **Date of Patent:** **** Dec. 14, 2004**

(54) **BASE LEG WHEEL COVER FOR A MATERIAL HANDLING VEHICLE**

(75) Inventors: **H. Scott Ryan**, Skaneateles, NY (US);
Douglas M. Russell, Syracuse, NY (US);
Thomas W. Confer, Greene, NY (US);
Jeffrey E. Greene, Port Crane, NY (US)

(73) Assignee: **The Raymond Corporation**, Greene, NY (US)

(**) Term: **14 Years**

(21) Appl. No.: **29/189,659**

(22) Filed: **Sep. 9, 2003**

(51) **LOC (7) Cl.** **12-05**

(52) **U.S. Cl.** **D34/34**

(58) **Field of Search** D34/28, 34-35;
180/315; 187/224, 222; 414/685, 679, 294

(56) **References Cited**

U.S. PATENT DOCUMENTS

D407,176 S * 3/1999 Henshaw et al. D34/34
6,089,353 A * 7/2000 Bartels et al. 187/224

OTHER PUBLICATIONS

Harrison Equipment Co.,Inc, p. 71, pallet truck wheel cover element, item A located at bottom of page, Jan. 25, 2001.*

* cited by examiner

Primary Examiner—Holly Baynham
(74) *Attorney, Agent, or Firm*—Quarles & Brady LLP

(57) **CLAIM**

The ornamental design for a base leg wheel cover for a material handling vehicle, as shown and described.

DESCRIPTION

In a preferred embodiment, the nature of this product is as a wheel cover useful in connection with a material handling vehicle.

FIG. 1 is a top, right, rear perspective view of a base leg wheel cover for a material handling vehicle embodying our new design;

FIG. 2 is a right side elevational view thereof;

FIG. 3 is a top plan view thereof;

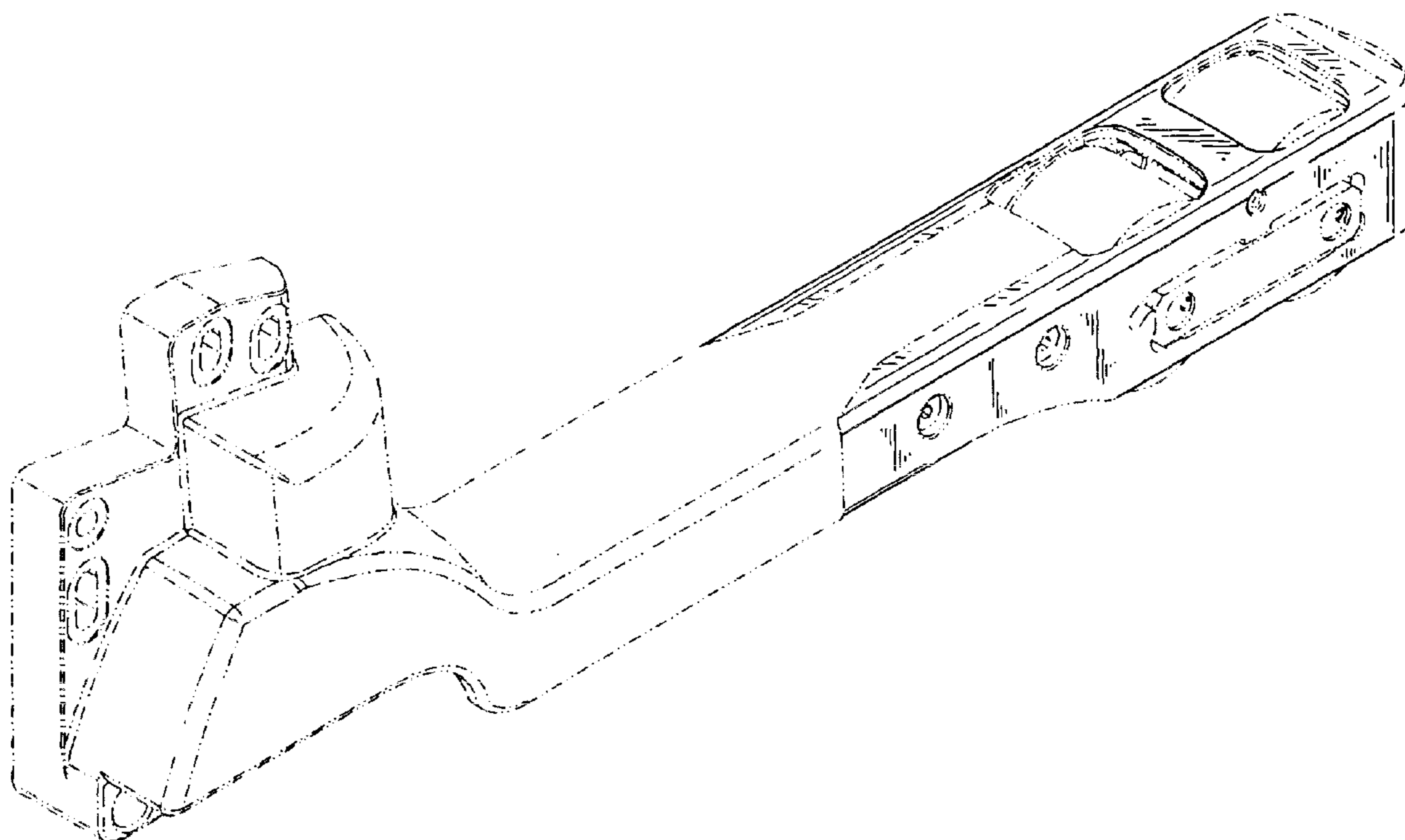
FIG. 4 is a bottom plan view thereof;

FIG. 5 is a front elevational view thereof; and,

FIG. 6 is a left side elevational view thereof.

The broken lines immediately adjacent the shaded areas represent the bounds of the claim and all other broken lines are for illustrative purposes only. None of the broken lines form a part of the claimed design.

1 Claim, 4 Drawing Sheets



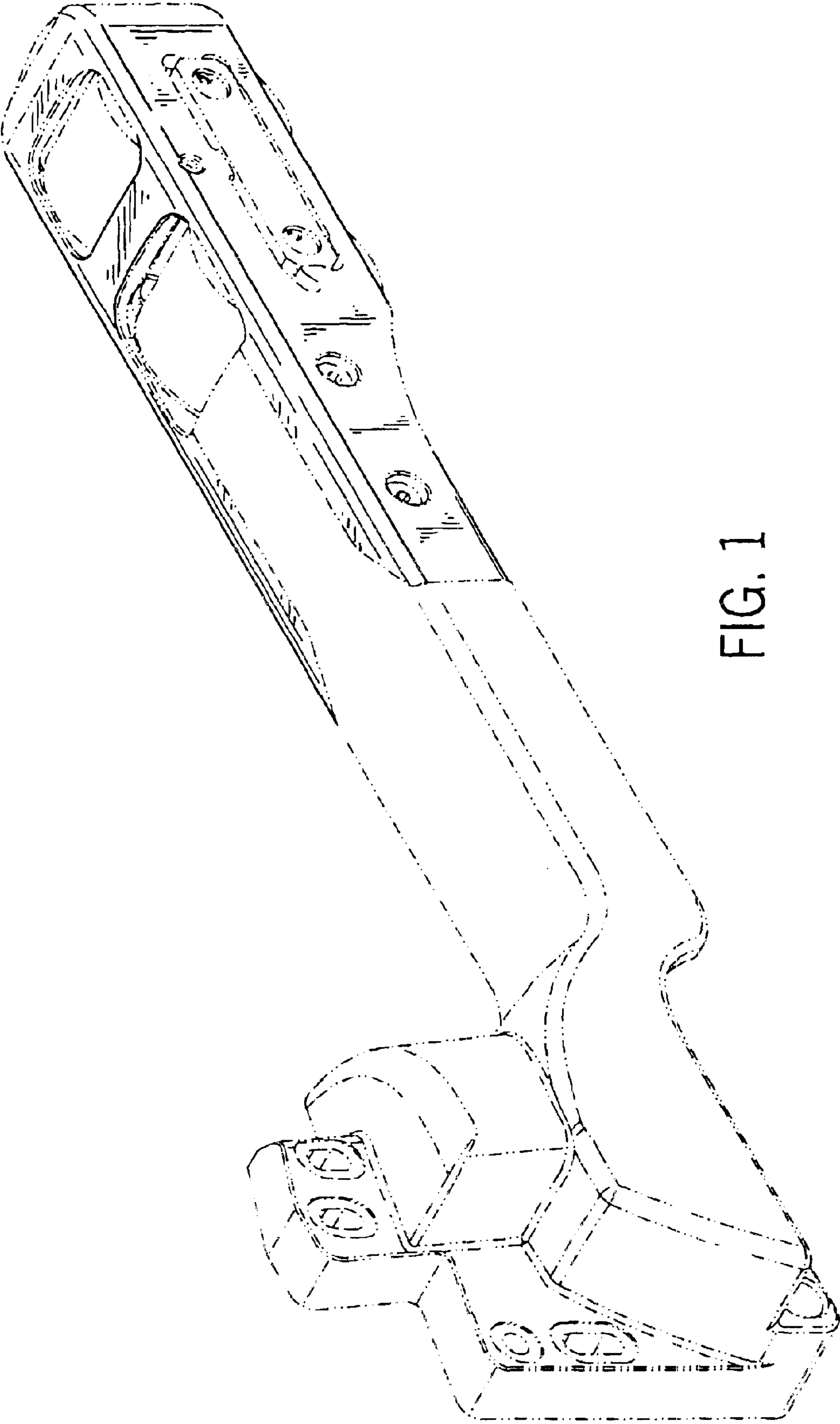


FIG. 1

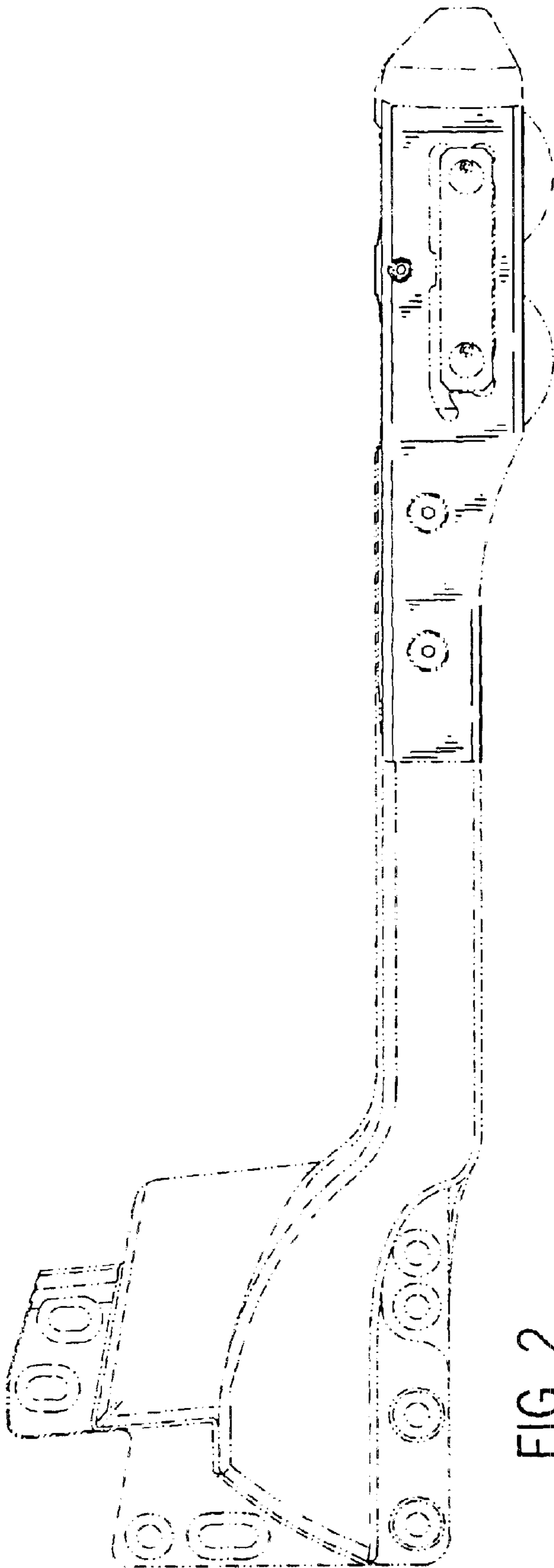


FIG. 2

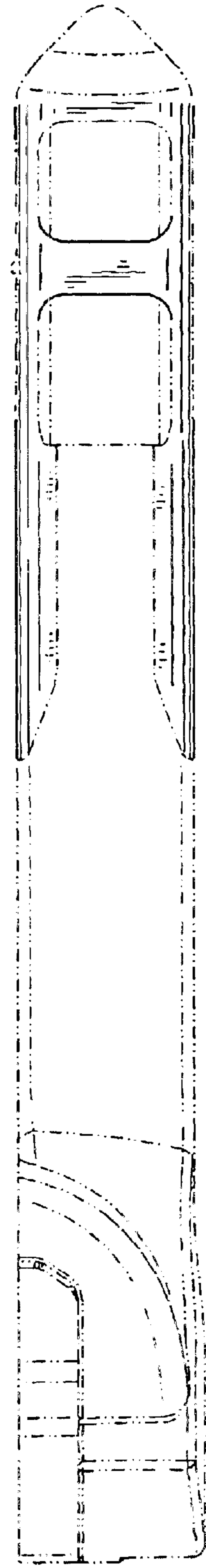


FIG. 3

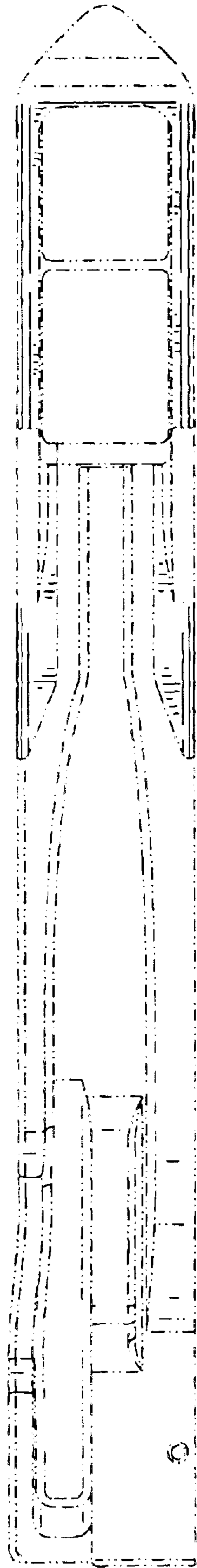


FIG. 4



FIG. 5

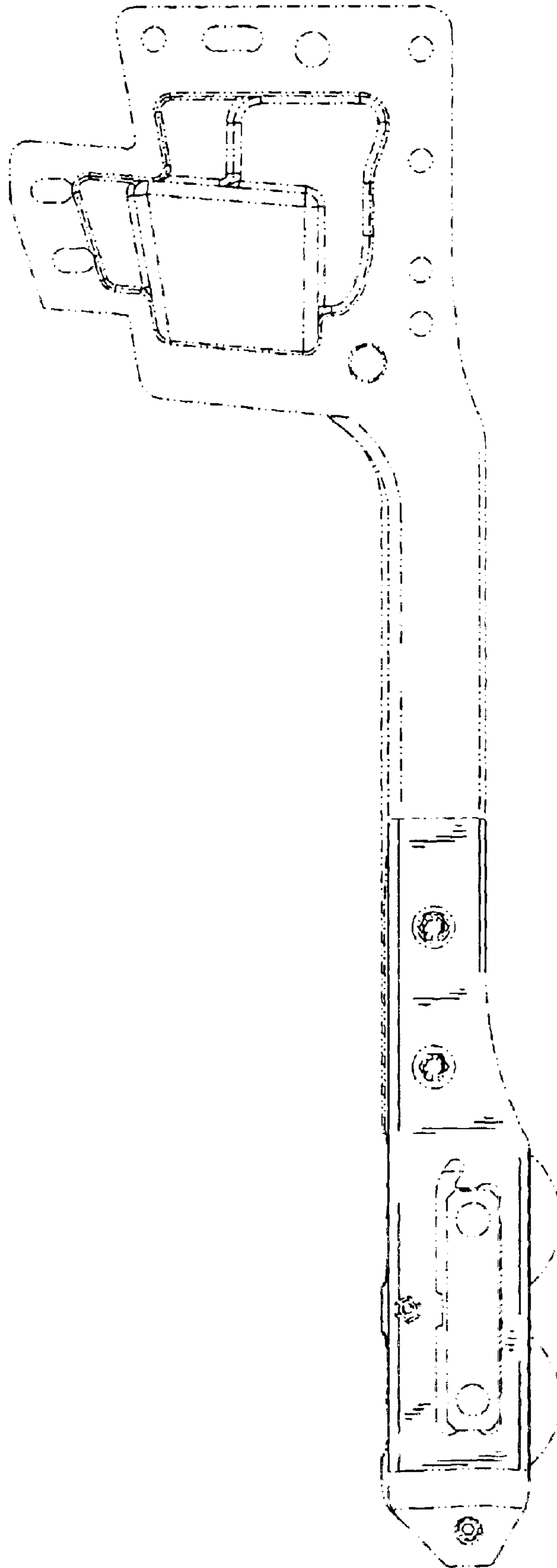


FIG. 6