



US00D499842S

(12) **United States Design Patent** (10) **Patent No.:** **US D499,842 S**
Yiu (45) **Date of Patent:** **** Dec. 14, 2004**

(54) **DEPILATORY DEVICE**

(75) Inventor: **Wai-Wah Yiu**, TST East Kowloon (HK)

(73) Assignee: **Soft Lines Limited**, TST East Kowloon (HK)

(**) Term: **14 Years**

(21) Appl. No.: **29/173,266**

(22) Filed: **Dec. 23, 2002**

(51) **LOC (7) Cl.** **28-03**

(52) **U.S. Cl.** **D28/44.1**

(58) **Field of Search** 606/133, 131; 30/34.05, 34.1, 34.2, 32, 43.92; D28/44, 44.1, 49-54

D409,334 S 5/1999 Pallo et al.
D422,118 S 3/2000 Kitagawa et al.
6,082,005 A 7/2000 Tezuka
D429,376 S 8/2000 Nagano et al.
D429,377 S 8/2000 Allende
D438,341 S * 2/2001 Schneider et al. D28/44.1
D441,912 S 5/2001 Micinilio
D447,282 S * 8/2001 Yiu D28/44.1
6,317,982 B1 11/2001 Andrew
D453,857 S 2/2002 Hara et al.
D454,413 S * 3/2002 Shepperson D28/48
D456,564 S 4/2002 Ullmann
D456,945 S 5/2002 Ullmann
D463,883 S 10/2002 van Asten

(List continued on next page.)

OTHER PUBLICATIONS

Selected picture from website: <http://www.remington-products.com/home.html>, downloaded Nov., 2002.
Selected picture from website: <http://www.remington-products.com/home.html>, downloaded Nov., 2002.
Selected picture from website: <http://www.remington-products.com/home.html>, downloaded Nov., 2002.

(List continued on next page.)

(56) **References Cited**

U.S. PATENT DOCUMENTS

2,201,349 A 5/1940 Scruggs
D224,729 S 9/1972 van Lelyveld
D248,579 S 7/1978 Gotoh et al.
D286,453 S 10/1986 Camens
D295,564 S 5/1988 Iwai
D304,866 S 11/1989 Yonezawa et al.
5,189,792 A 3/1993 Otsuka et al.
D337,857 S 7/1993 Nakashima et al.
D343,025 S 1/1994 Sulik
D343,923 S 2/1994 Nakashima et al.
D358,230 S 5/1995 Sulik et al.
D367,947 S 3/1996 Kip et al.
5,539,984 A 7/1996 Ikuta et al.
D374,504 S 10/1996 Wahl
D376,010 S 11/1996 Kip
D377,404 S 1/1997 Izumi
D377,847 S 2/1997 Sulik
D377,997 S 2/1997 Nagano et al.
D386,822 S 11/1997 Van Scoyoc et al.
D389,956 S 1/1998 Schulz
5,745,995 A 5/1998 Yamashita et al.
D397,513 S 8/1998 Tu et al.
5,797,925 A * 8/1998 Heintke 606/133
D405,230 S 2/1999 Akashi et al.

Primary Examiner—Jennifer Rivard
(74) *Attorney, Agent, or Firm*—Jones Day

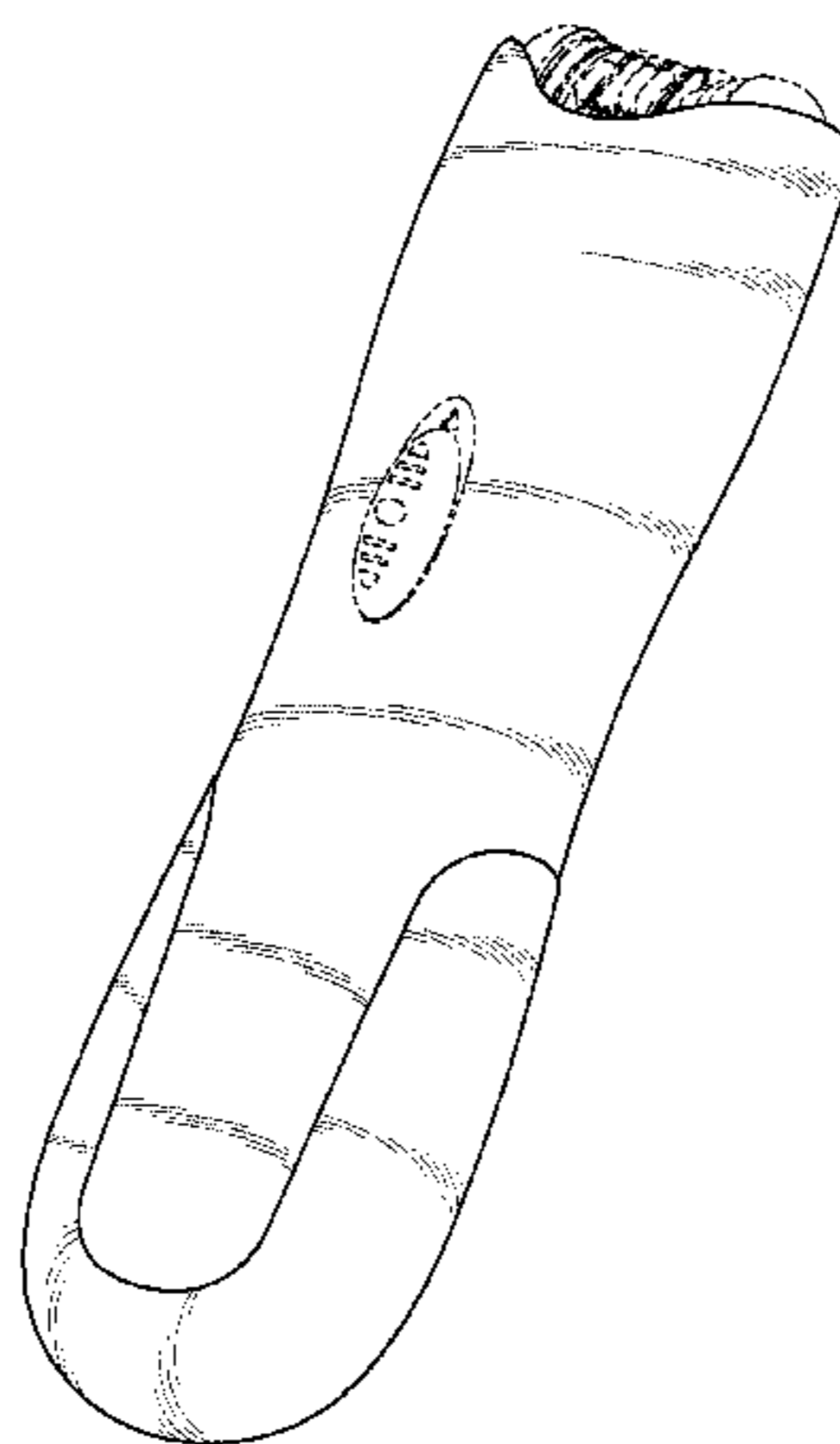
(57) **CLAIM**

The ornamental design for a depilatory device, as shown and described.

DESCRIPTION

FIG. 1 is a perspective view of a depilatory device showing my new design;
FIG. 2 is a perspective view thereof, the broken line showing is for illustrative purposes only and forms no part of the claimed design;
FIG. 3 is a front elevational view thereof;
FIG. 4 is a rear elevational view thereof;
FIG. 5 is a left side elevational view thereof;
FIG. 6 is a right side elevational view thereof;
FIG. 7 is a top plan view thereof; and,
FIG. 8 is a bottom plan view thereof.

1 Claim, 5 Drawing Sheets



U.S. PATENT DOCUMENTS

2001/0023538 A1 9/2001 Muraguchi et al.
2002/0007557 A1 1/2002 Momose et al.
2002/0020066 A1 2/2002 Eichhorn et al.
2002/0052611 A1 * 5/2002 Inoue et al. 606/133
2002/0059729 A1 5/2002 Ikuta et al.
2002/0116823 A1 8/2002 Moser et al.

OTHER PUBLICATIONS

Selected picture from website: <http://www.remington-products.com/home.html>, downloaded Nov., 2002.
Selected picture from website: <http://www.remington-products.com/home.html>, downloaded Nov., 2002.
Selected picture from website: <http://www.remington-products.com/home.html>, downloaded Nov., 2002.

Selected picture from website: <http://www.remington-products.com/home.html>, downloaded Nov., 2002.

Selected picture from website: <http://www.remington-products.com/home.html>, downloaded Nov., 2002.

Selected picture from website: <http://www.remington-products.com/home.html>, downloaded Nov., 2002.

Selected picture from website: <http://www.remington-products.com/home.html>, downloaded Nov., 2002.

Selected picture from website: <http://www.remington-products.com/home.html>, downloaded Nov., 2002.

Selected picture from website: <http://www.remington-products.com/home.html>, downloaded Nov., 2002.

* cited by examiner

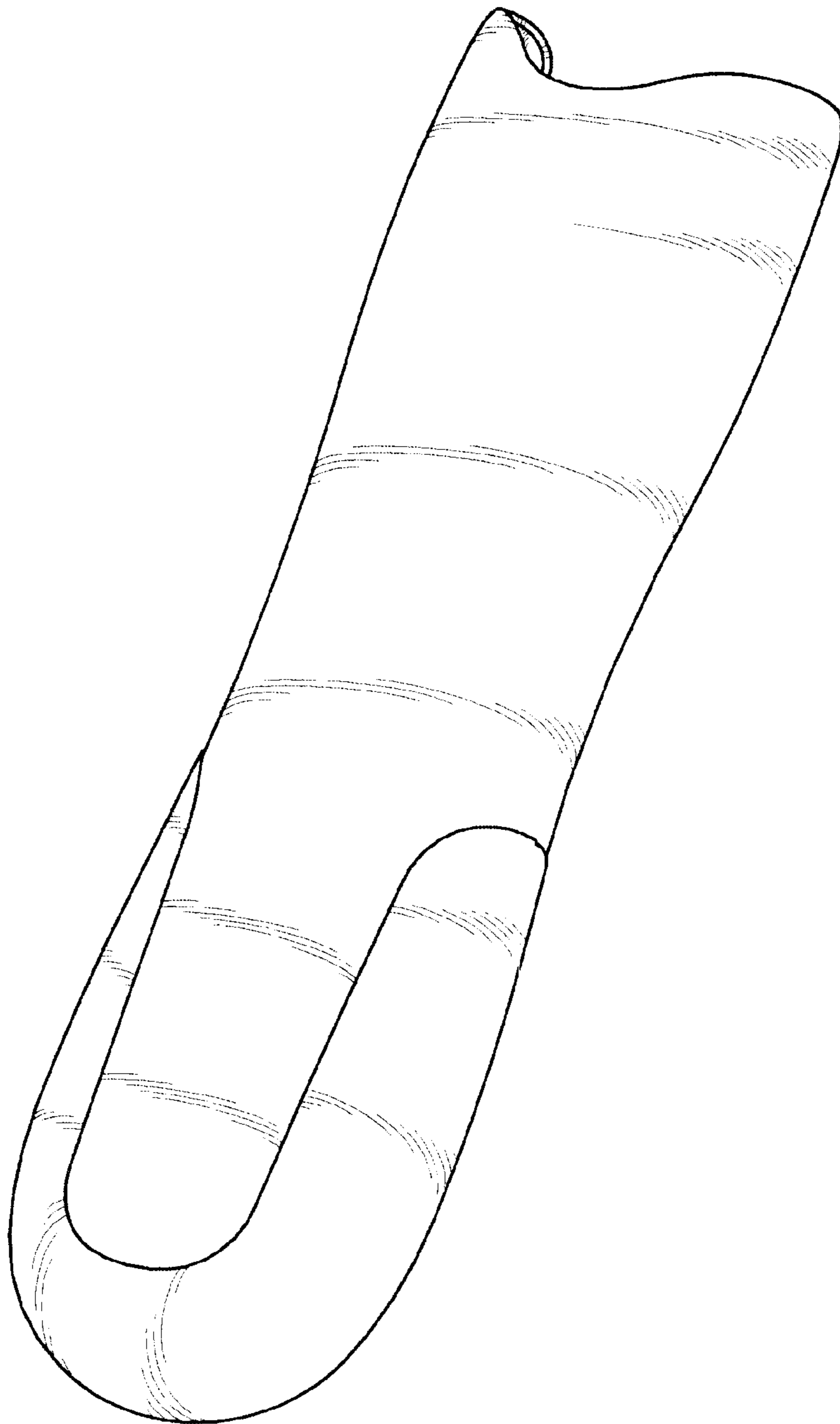


Fig. 1

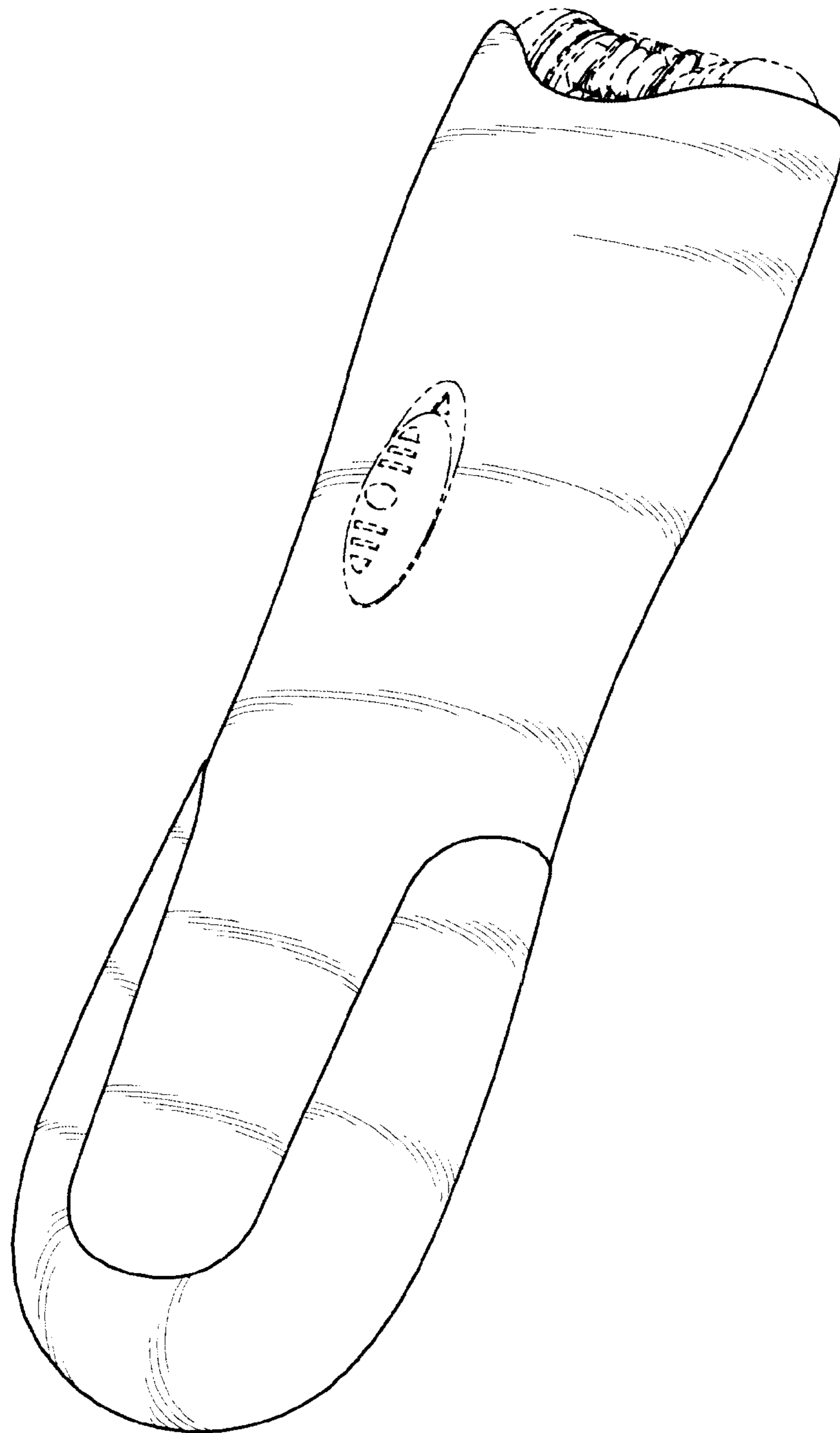


Fig. 2

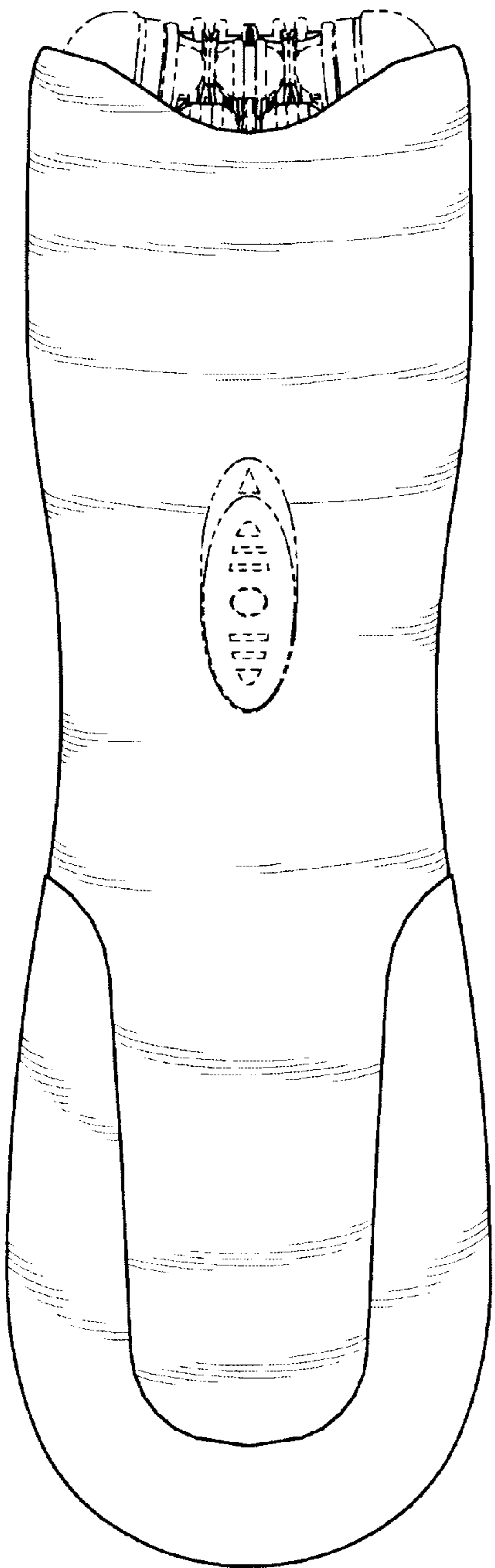


Fig. 3

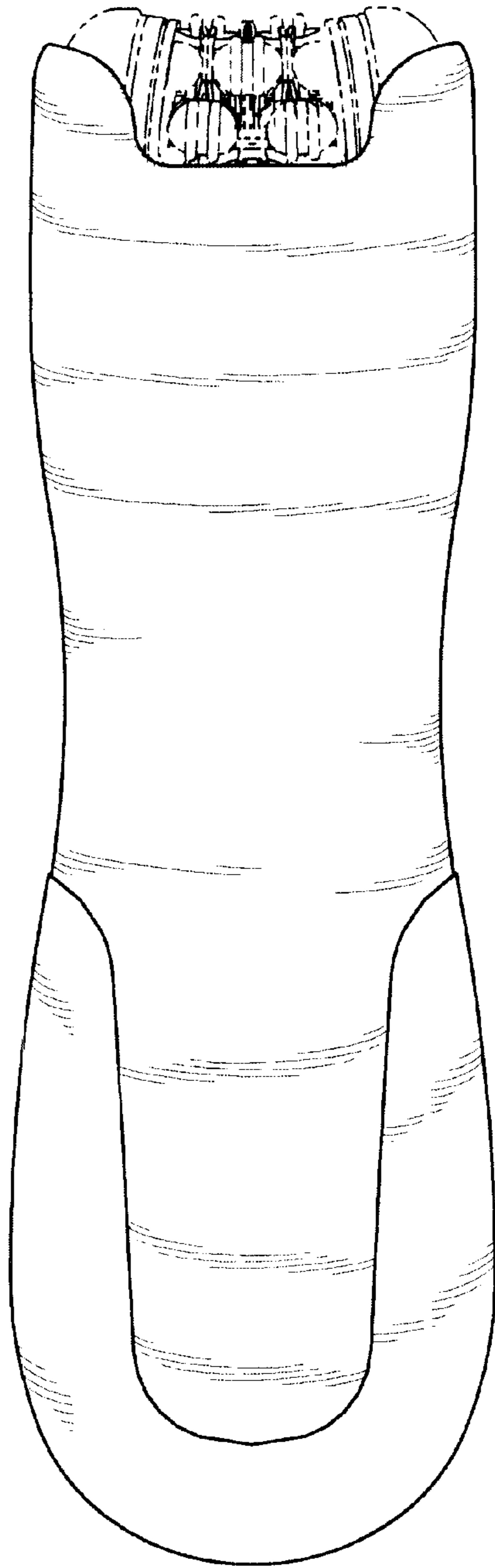


Fig. 4

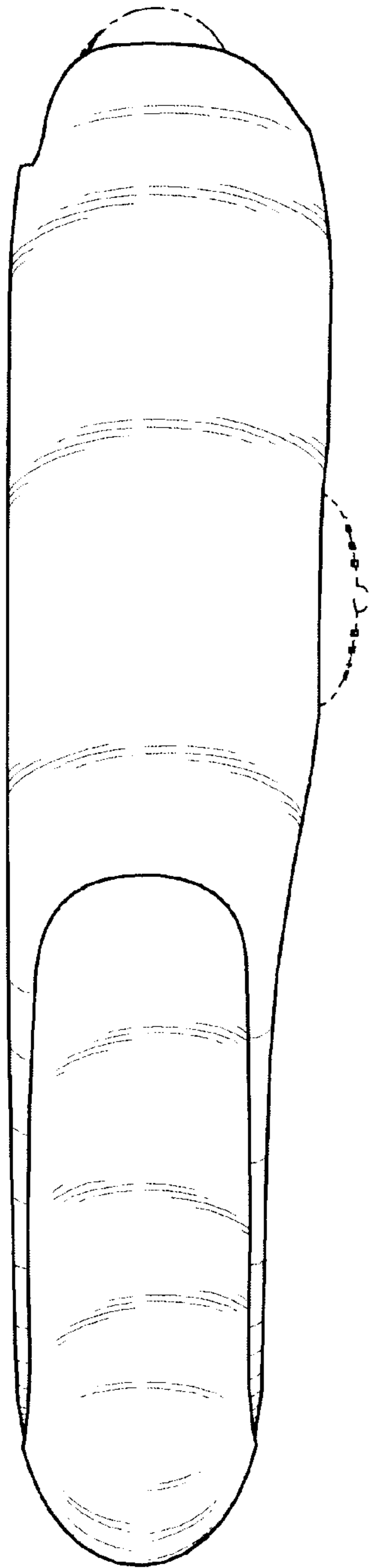


Fig. 5

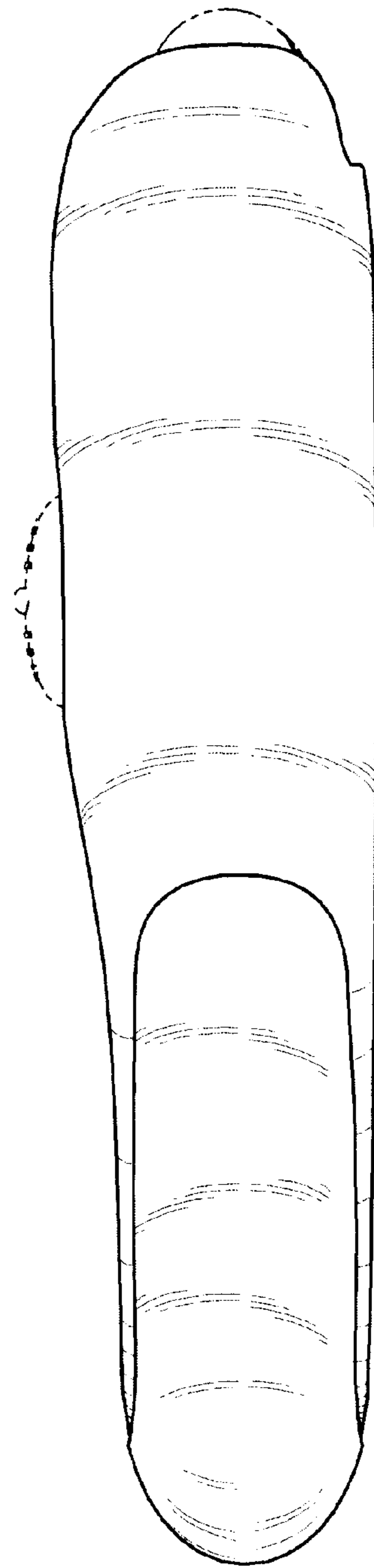


Fig. 6

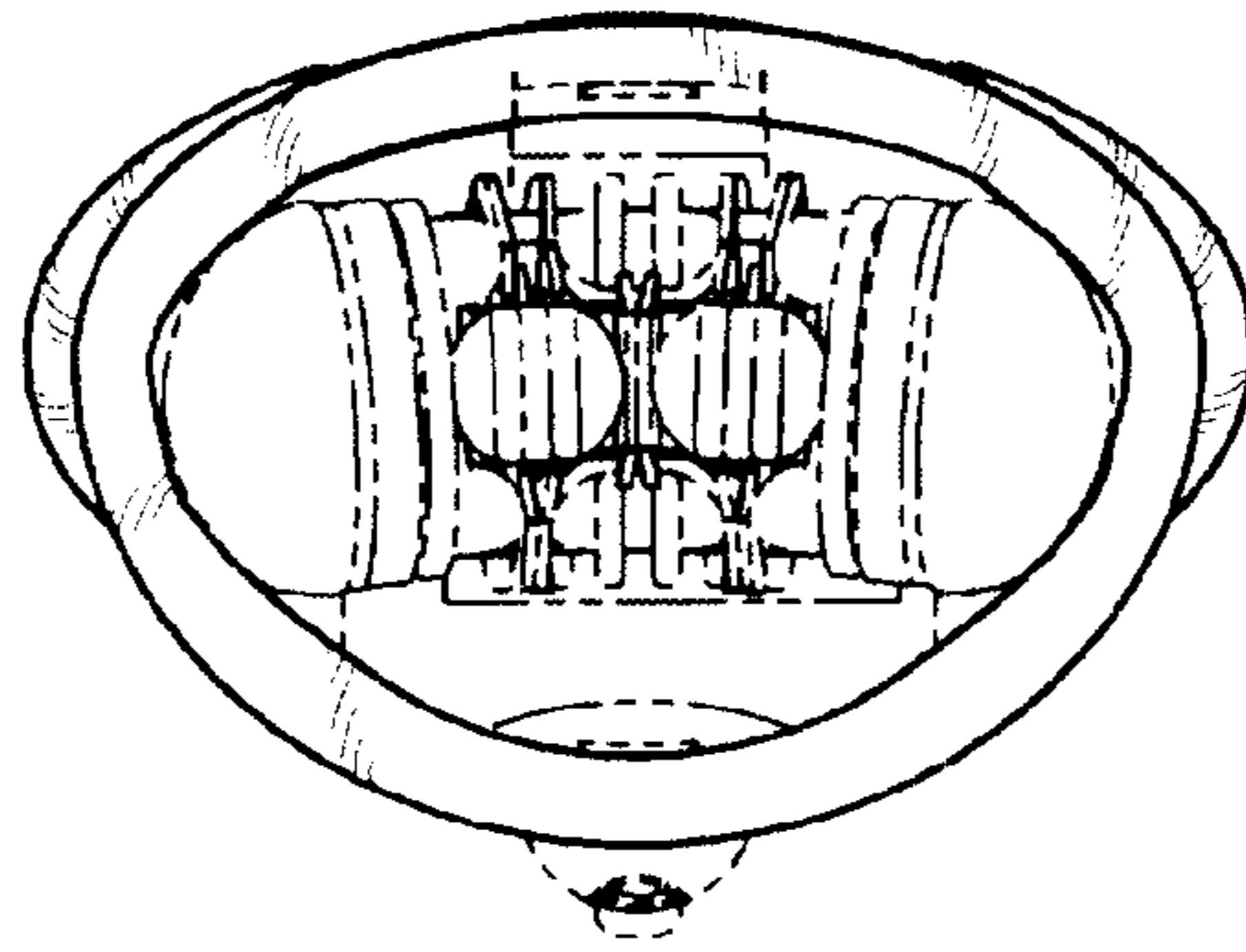


Fig. 7

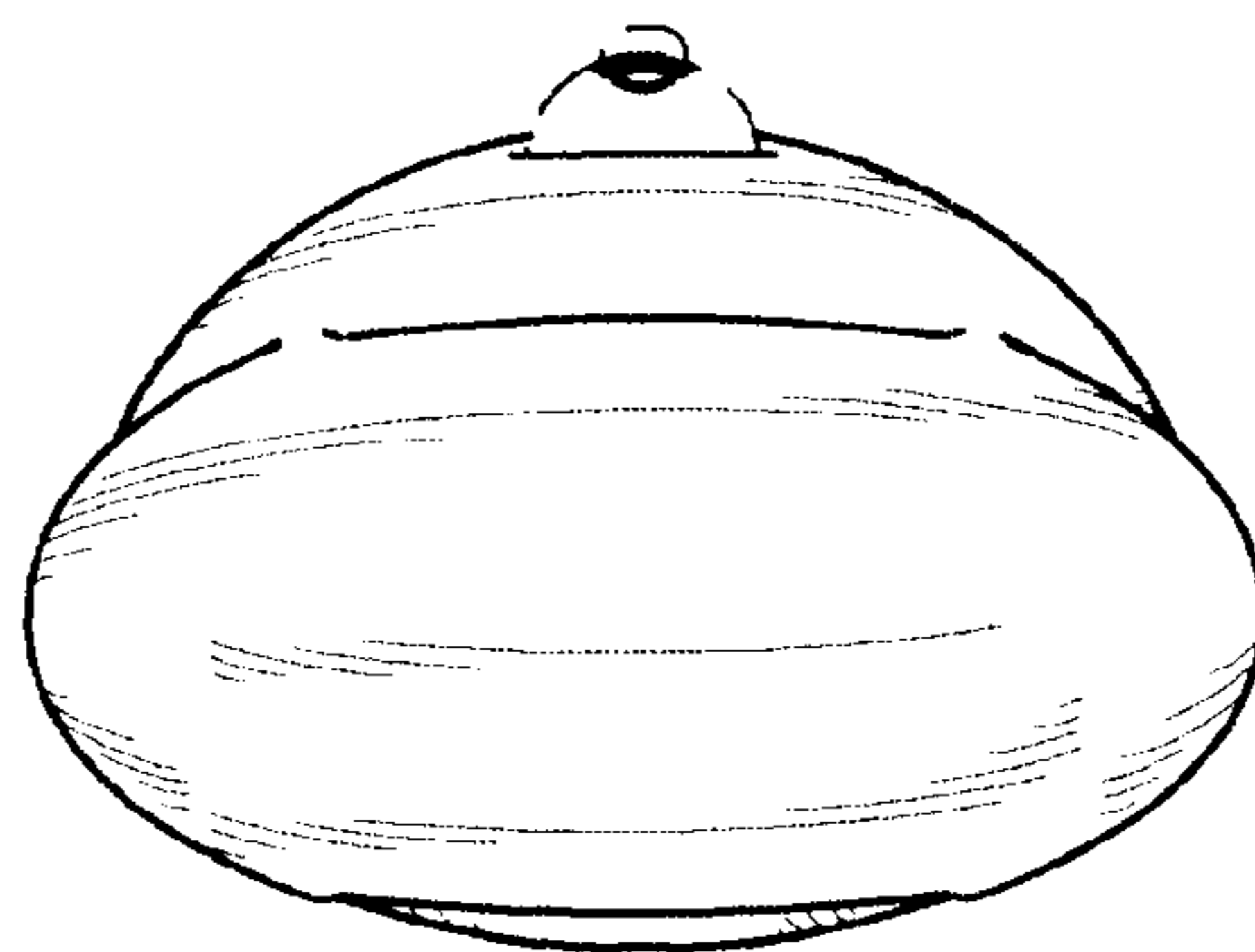


Fig. 8