



US00D499841S

(12) **United States Design Patent**
Angeletta

(10) **Patent No.:** **US D499,841 S**

(45) **Date of Patent:** **** Dec. 14, 2004**

(54) **VIBRATING ATTACHMENT FOR A LIQUID AND LOTION APPLICATOR**

(76) **Inventor:** **Joseph G. Angeletta**, 418 Fifth St.,
Mamaroneck, NY (US) 10543

(**) **Term:** **14 Years**

(21) **Appl. No.:** **29/183,842**

(22) **Filed:** **Jun. 18, 2003**

Related U.S. Application Data

(63) Continuation-in-part of application No. 29/136,363, filed on Jan. 30, 2001, now abandoned.

(51) **LOC (7) Cl.** **28-03**

(52) **U.S. Cl.** **D28/7; D24/200; D24/214**

(58) **Field of Search** D28/7, 63; D24/214,
D24/215, 119, 224, 200; 401/4, 6, 202-207,
196, 263-266, 139, 187, 190; D4/100-102,
114, 116, 137, 138; D32/40, 42, 45, 51;
15/209.1, 210.1, 104.94, 22.1, 143.1, 244.1;
601/48, 72, 73, 80, 137, 138, 46, 57; D13/103;
429/96-100

(56) **References Cited**

U.S. PATENT DOCUMENTS

873,123 A * 12/1907 Gardy 601/89
3,375,381 A * 3/1968 Tavel D24/214

3,705,578 A * 12/1972 Cutler et al. 601/73
3,779,238 A * 12/1973 Cutler et al. 601/73
3,943,921 A * 3/1976 Colk 601/101
4,769,335 A * 9/1988 Schmidt et al. 436/176
D349,347 S * 8/1994 Huen D24/214
5,554,102 A * 9/1996 Chiou 601/72
6,037,078 A * 3/2000 Siu-Man 429/96
6,280,403 B1 * 8/2001 Lok 601/70
6,749,557 B2 * 6/2004 Garland 601/80

* cited by examiner

Primary Examiner—Lucy Lieberman

(74) *Attorney, Agent, or Firm*—Scully, Scott, Murphy & Presser

(57) **CLAIM**

The ornamental design for a vibrating attachment for a liquid and lotion applicator, as shown and described.

DESCRIPTION

FIG. 1 illustrates a front and side perspective view of the vibrating attachment for a liquid and lotion applicator showing my new and ornamental design;

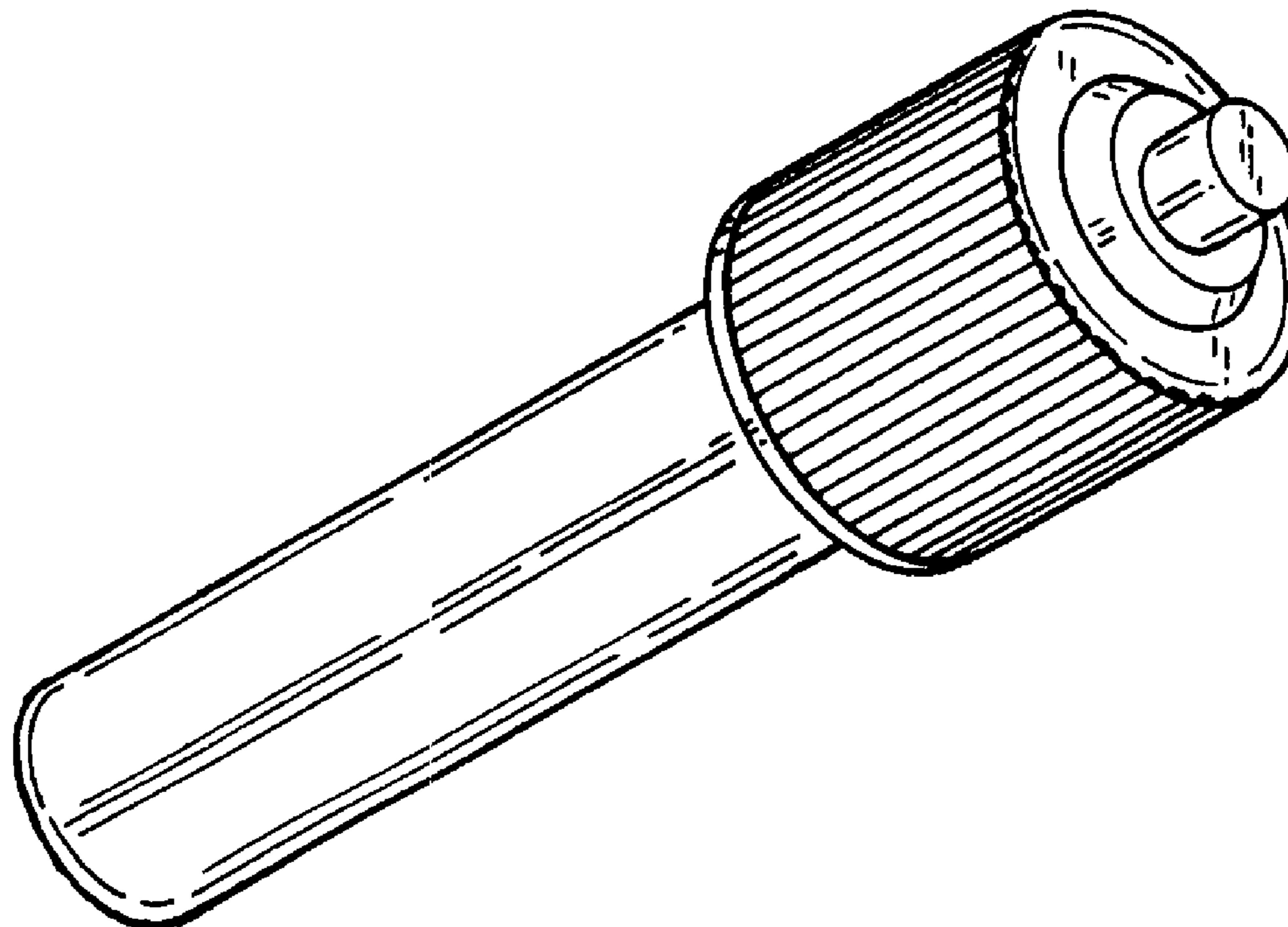
FIG. 2 illustrates a perspective view from the opposite end thereof;

FIG. 3 illustrates a side view thereof;

FIG. 4 illustrates a front end view thereof; and,

FIG. 5 illustrates an opposite end view thereof.

1 Claim, 1 Drawing Sheet



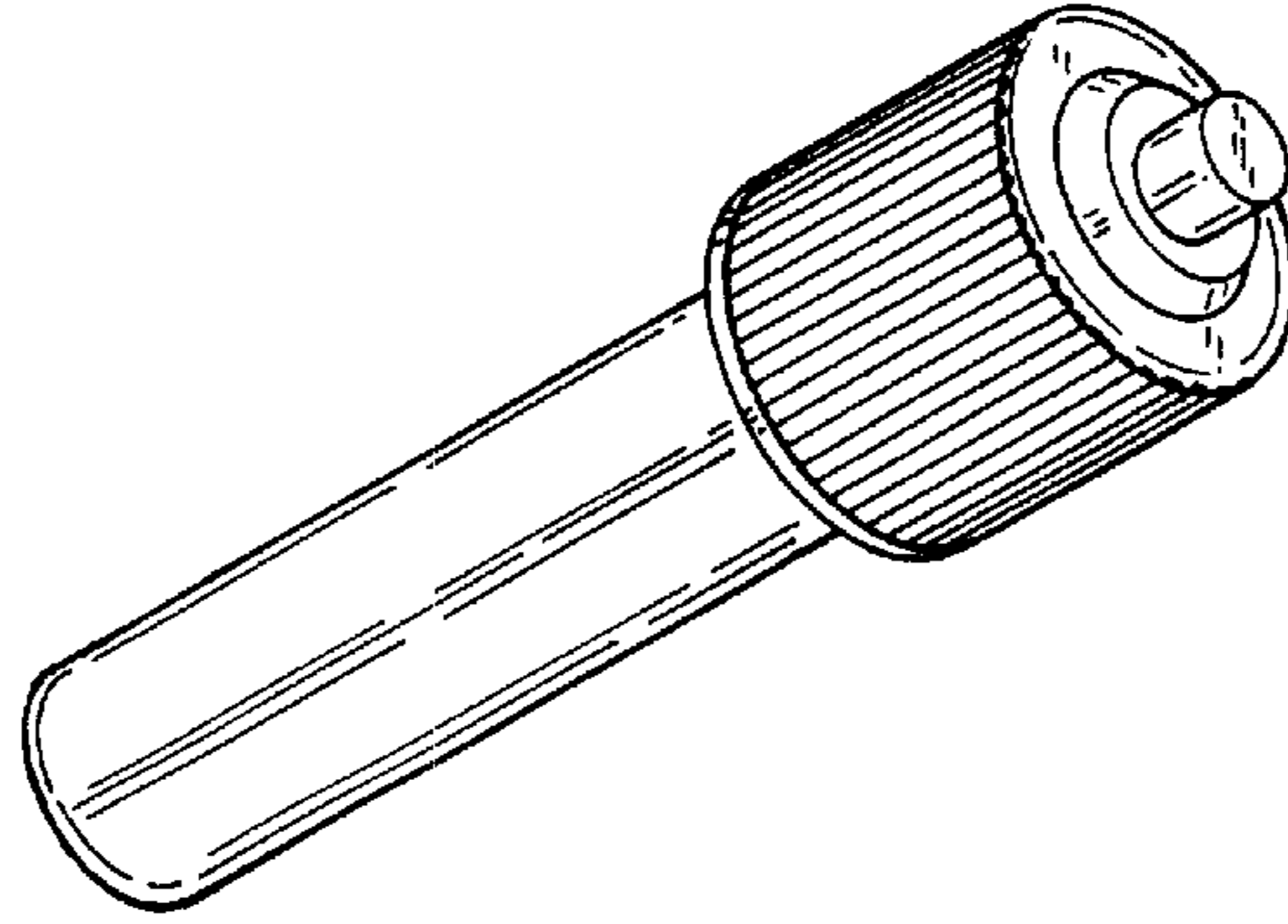


FIG. 1

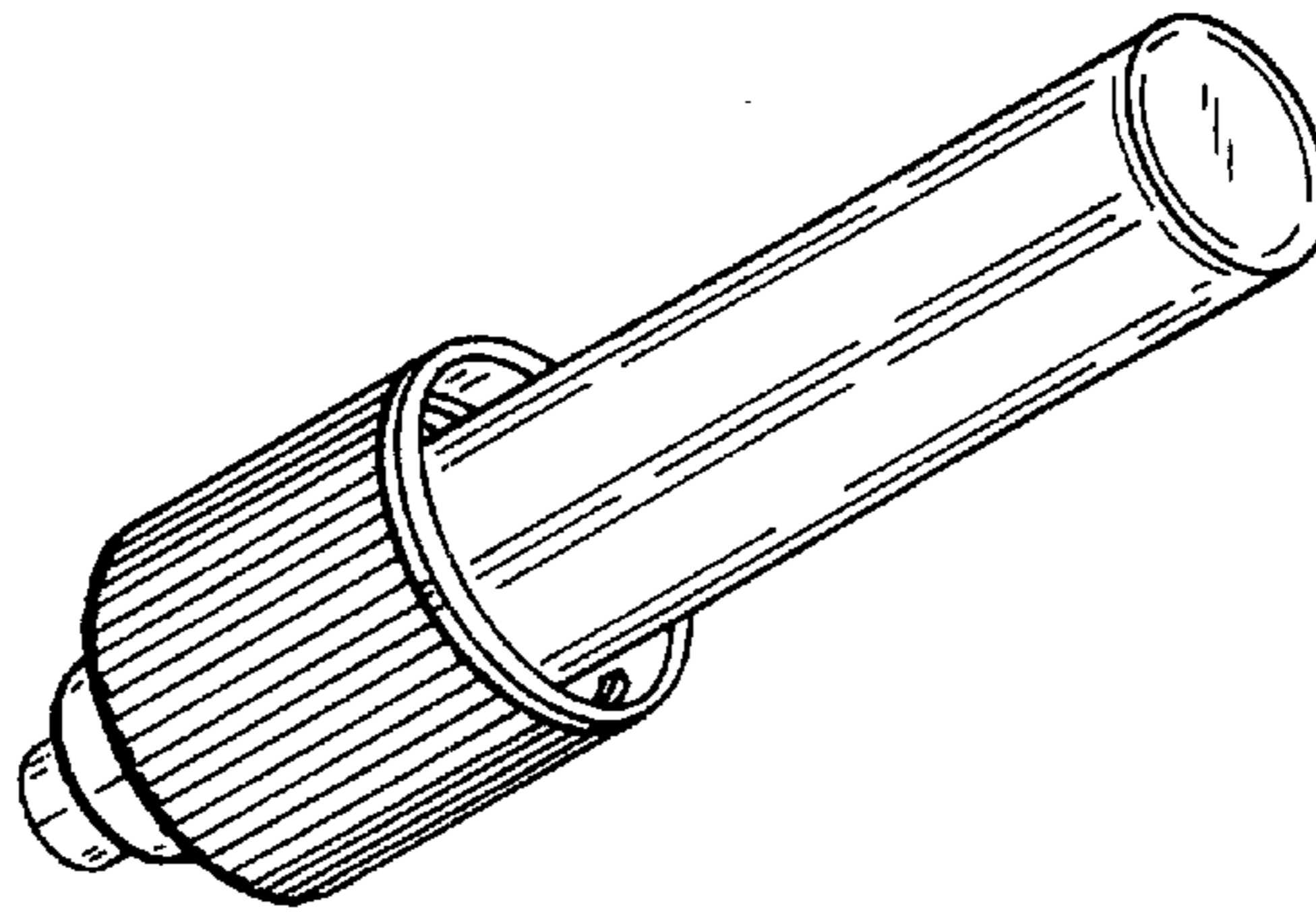


FIG. 2

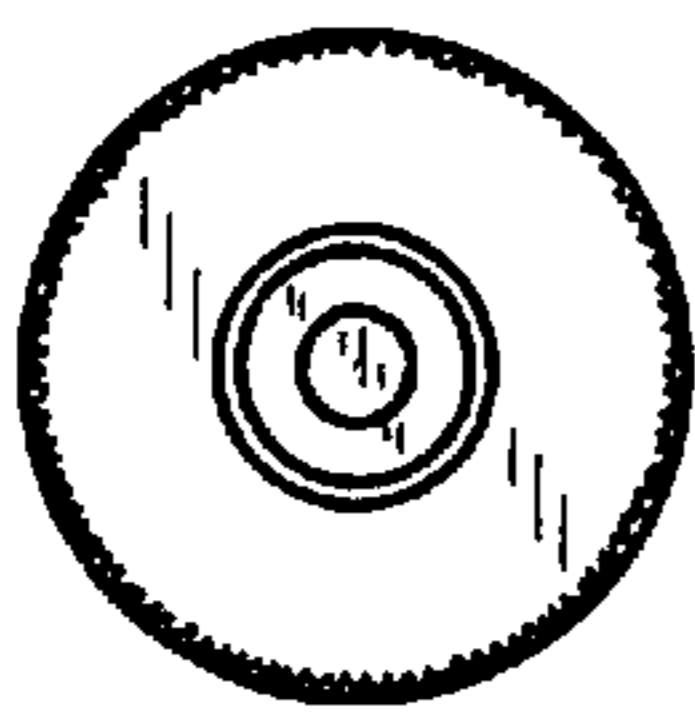


FIG. 4

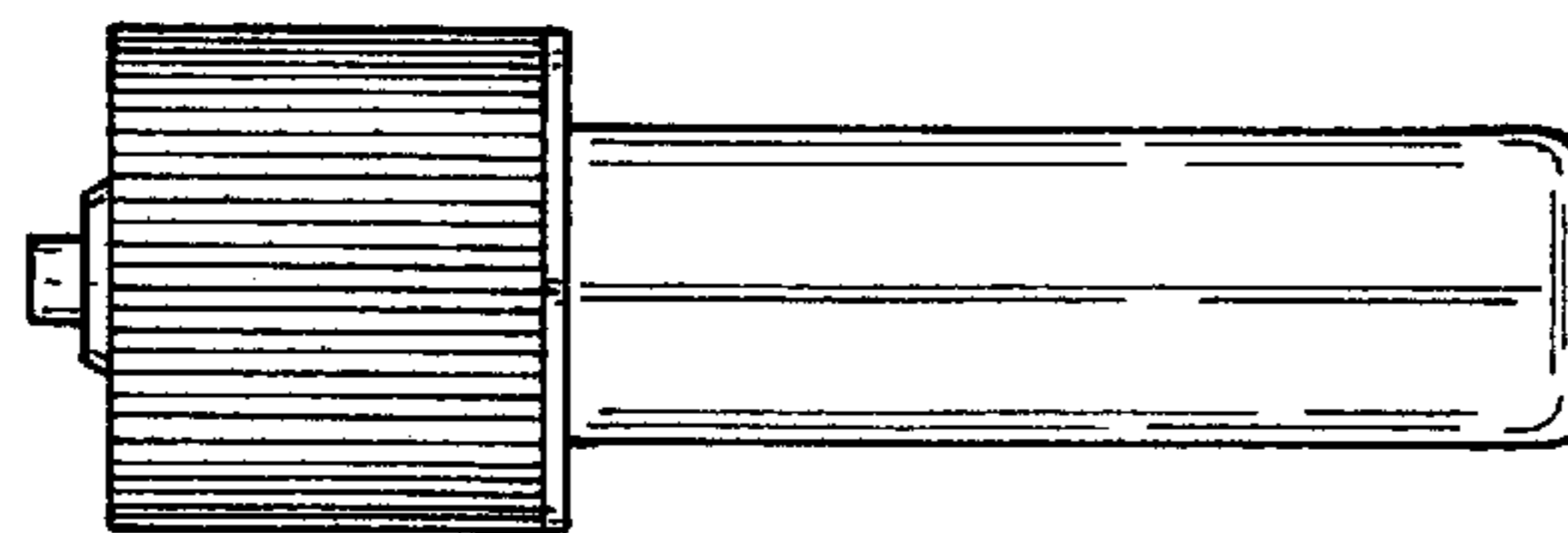


FIG. 3

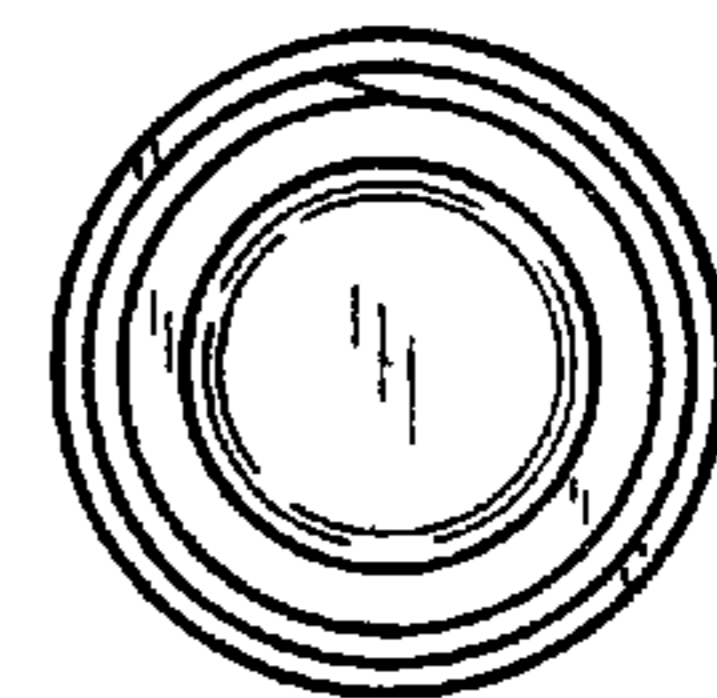


FIG. 5