

US00D499837S

(12) **United States Design Patent**  
**Schonbek**

(10) **Patent No.:** **US D499,837 S**

(45) **Date of Patent:** **\*\* Dec. 14, 2004**

(54) **LIGHT FIXTURE TRIM**

(75) **Inventor:** **Andrew Schonbek**, Plattsburgh, NY (US)

(73) **Assignee:** **Schonbek Worldwide Lighting Inc.**, Plattsburgh, NY (US)

(\*\*) **Term:** **14 Years**

(21) **Appl. No.:** **29/197,592**

(22) **Filed:** **Jan. 16, 2004**

(51) **LOC (7) Cl.** ..... **26-99**

(52) **U.S. Cl.** ..... **D26/154; D26/81**

(58) **Field of Search** ..... D26/72, 73, 80-92,  
D26/142-144, 154, 155; D11/22, 25; 362/147,  
404-408, 806, 300, 307, 311

(56) **References Cited**

**U.S. PATENT DOCUMENTS**

D241,767 S	*	10/1976	Schonbeck	.....	D26/154
5,241,460 A	*	8/1993	Schonbek	.....	362/405
5,873,652 A	*	2/1999	Bayer et al.	.....	362/405
5,921,668 A	*	7/1999	Bayer	.....	362/404
6,079,855 A	*	6/2000	Azeredo et al.	.....	362/356
2003/0012021 A1	*	1/2003	Chang	.....	362/249

**OTHER PUBLICATIONS**

World Imports Catalog No. 17 (c)1990. (4 pages), p. 68—items 1348-08 and 1352-08, p. 69—all fixtures shown, p. 72—item 1527-08, p. 73—items 1342-08 and 1310-08.\*

Crystorama, Inc. “Reflections Of Elegance” Catalog 1988. (2 pages), p. 37—items 1025, 1026 and 1010, p. 50—items 4342, 4344 and 4370.\*

Framburg Catalog 2001. (2 pages), p. 71—item 8699, p. 113—item 8426.\*

Design Lighting Products Co. Catalog #4 (c)1990. (1 page), p. 1—item 87618-36-XTAL-S.\*

“Crystal Chandeliers”, Lights of Distinction Catalog: Fixtures, published by the Crystorama Lighting Group, 2002, p. 14.

“Petit Crystal”, Lighting by Schonbek Portfolio Catalog 108, 1980, p. 98.

“Sparkle Plenty”, Country Living, May 2000, p. 21.

\* cited by examiner

*Primary Examiner*—Clare E Heflin

(74) *Attorney, Agent, or Firm*—Heslin Rothenberg Farley & Mesiti P.C.

(57) **CLAIM**

The ornamental design for a light fixture trim, as shown and described.

**DESCRIPTION**

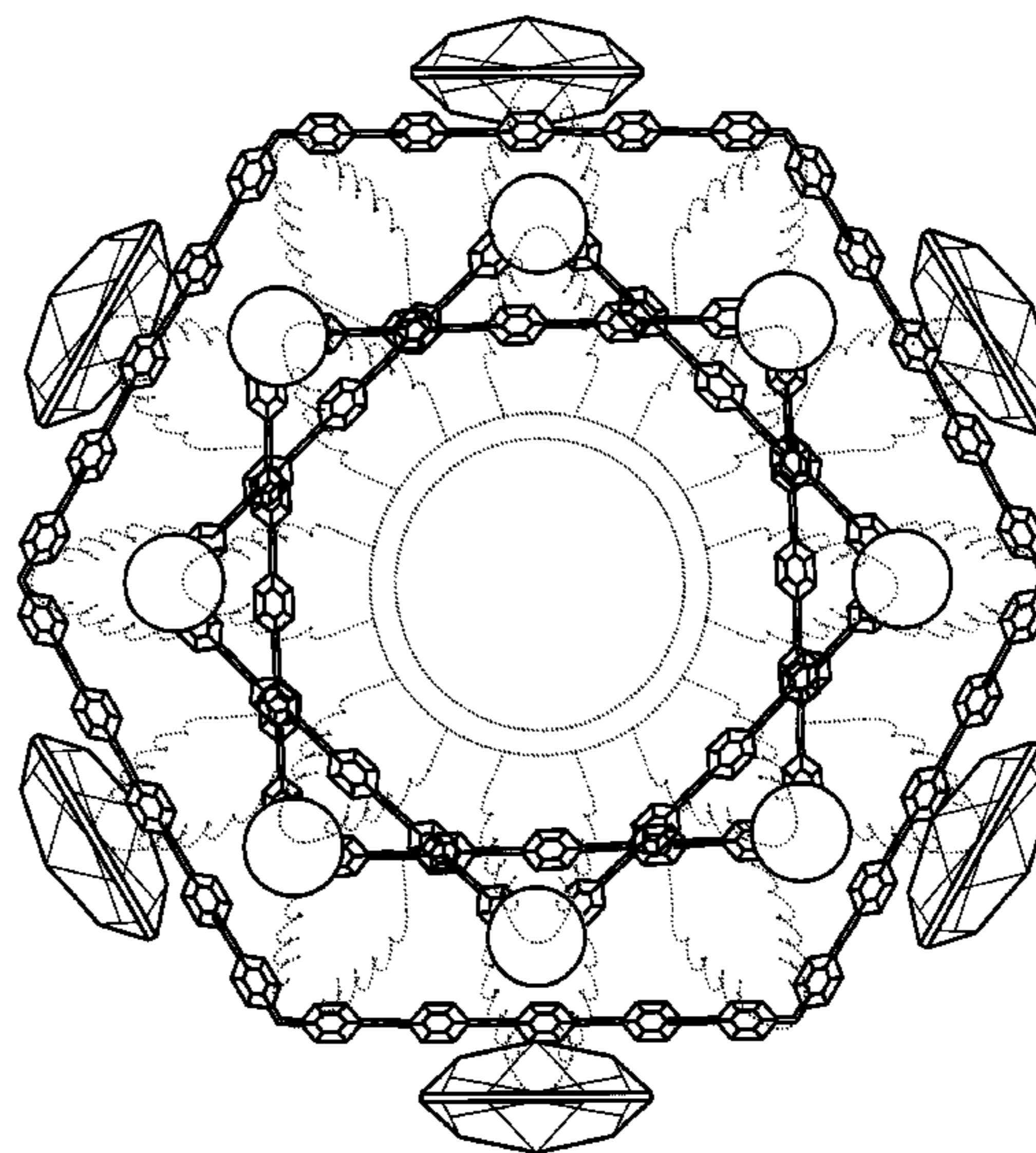

This application is related to commonly owned concurrently filed U.S. design patent application Ser. No. 29/197,636.


FIG. 1 is a front elevational view of the light fixture of the present design, and the side and back elevational views being identical thereto; and,

FIG. 2 is a bottom plan view thereof.

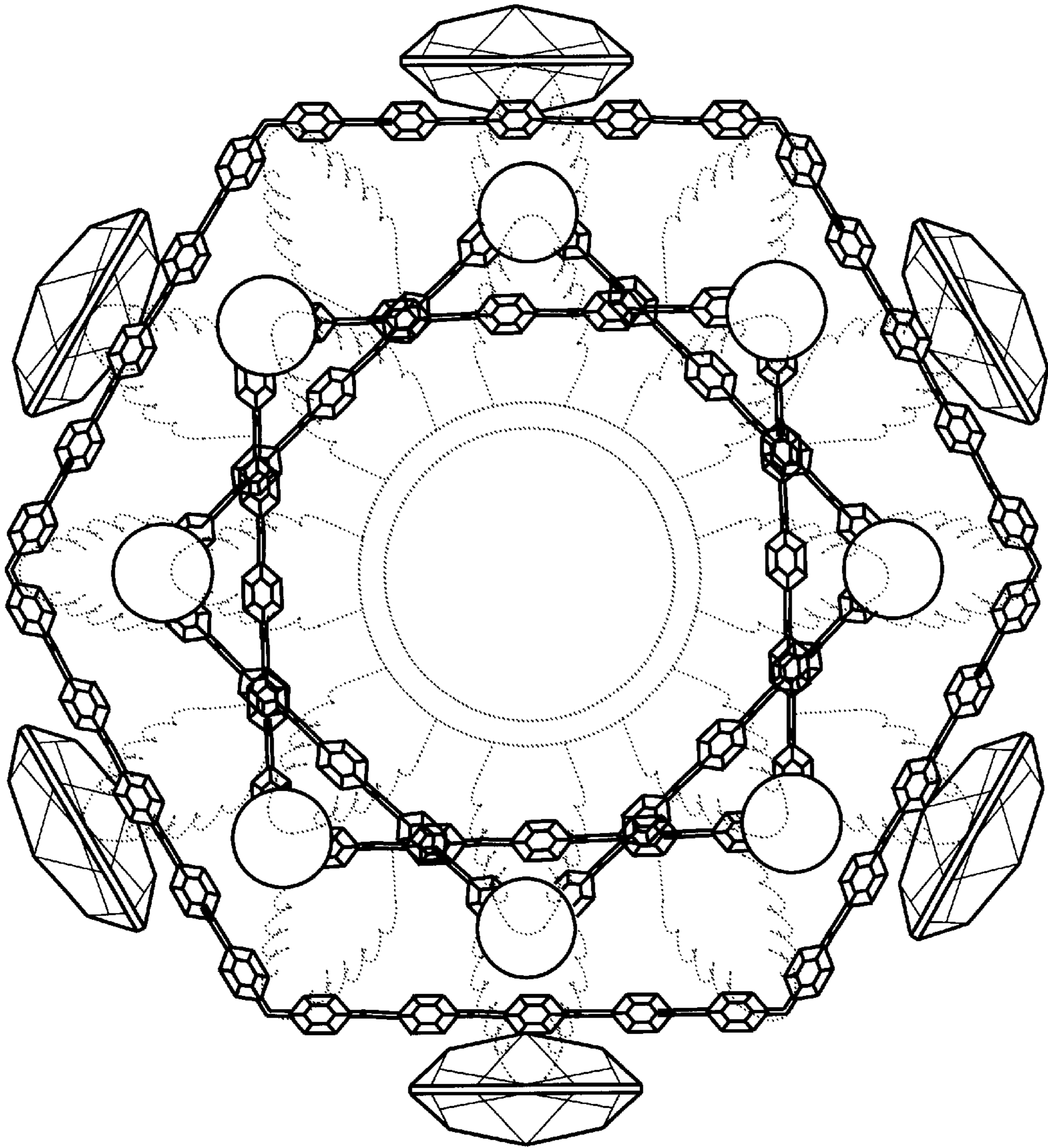
The broken lines shown are for illustrative purposes only and form no part of the claimed design.

**1 Claim, 2 Drawing Sheets**





*fig. 1*



*fig. 2*