



US00D499820S

(12) **United States Design Patent**
Foo

(10) **Patent No.:** **US D499,820 S**

(45) **Date of Patent:** **** Dec. 14, 2004**

(54) **LAMP**

D487,939 S * 3/2004 Smith D26/2
D494,688 S * 8/2004 Van de Ven et al. D26/2

(75) **Inventor:** **Onn Fah Foo**, Kowloon (HK)

* cited by examiner

(73) **Assignee:** **Mass Technology (H.K.) Limited**,
Kowloon (HK)

Primary Examiner—Marcus A. Jackson
(74) *Attorney, Agent, or Firm*—Rabin & Berdo, P.C.

(**) **Term:** **14 Years**

(57) **CLAIM**

(21) **Appl. No.:** **29/204,327**

The ornamental design for a lamp, as shown and described.

(22) **Filed:** **Apr. 28, 2004**

DESCRIPTION

(51) **LOC (7) Cl.** **26-06**

(52) **U.S. Cl.** **D26/2**

(58) **Field of Search** D26/1-4; 313/313,
313/315, 317, 318; 315/52, 53, 56, 57,
58


FIG. 1 is a front view of a lamp showing my new design;
FIG. 2 is a rear view thereof;
FIG. 3 is a left side view thereof;
FIG. 4 is a right side view thereof;
FIG. 5 is a top view thereof; and,
FIG. 6 is a bottom view thereof.

(56) **References Cited**

U.S. PATENT DOCUMENTS

D479,615 S * 9/2003 Kakuno et al. D26/2

1 Claim, 3 Drawing Sheets



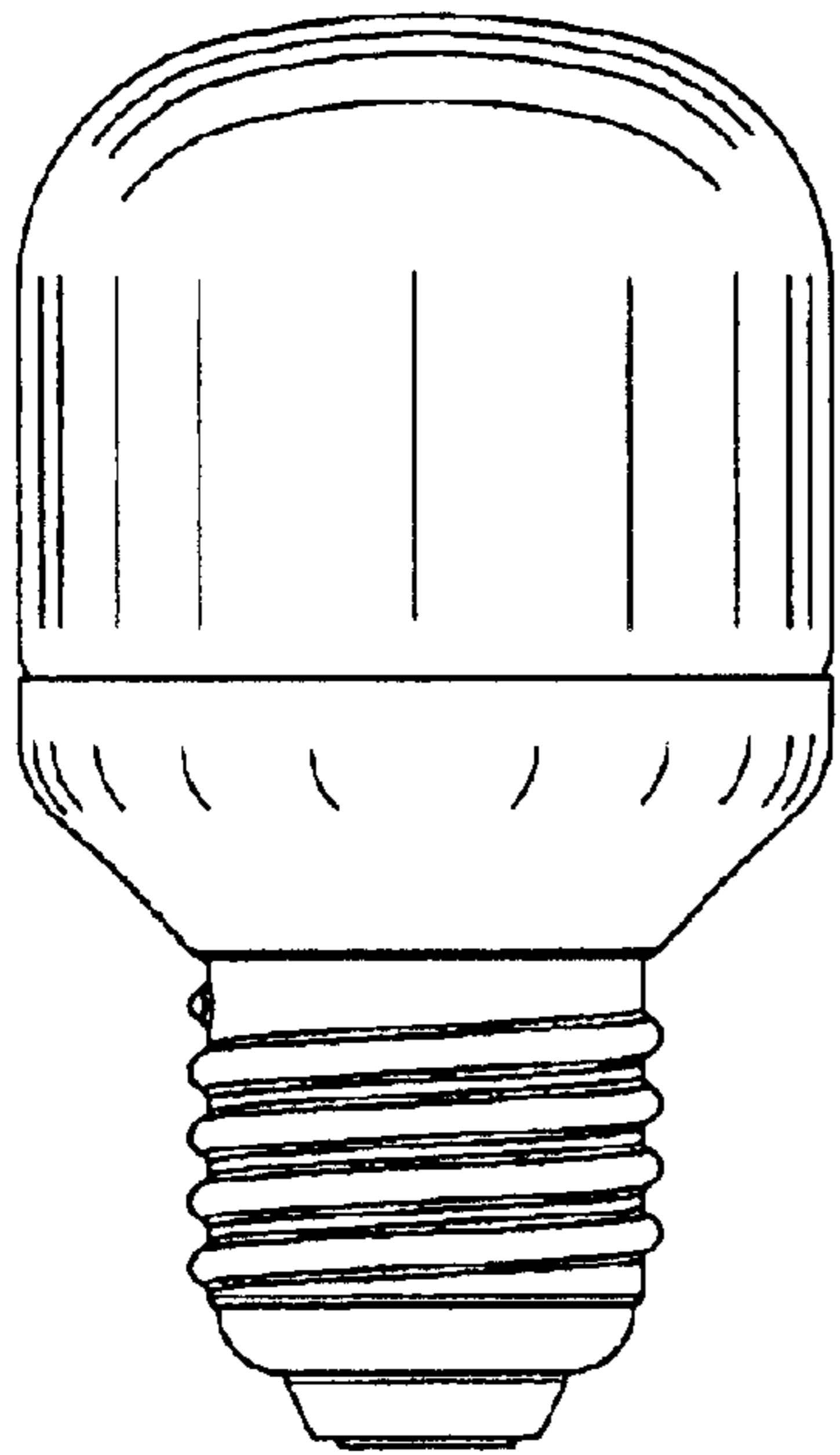


FIG. 1




FIG. 2




FIG. 3




FIG. 4

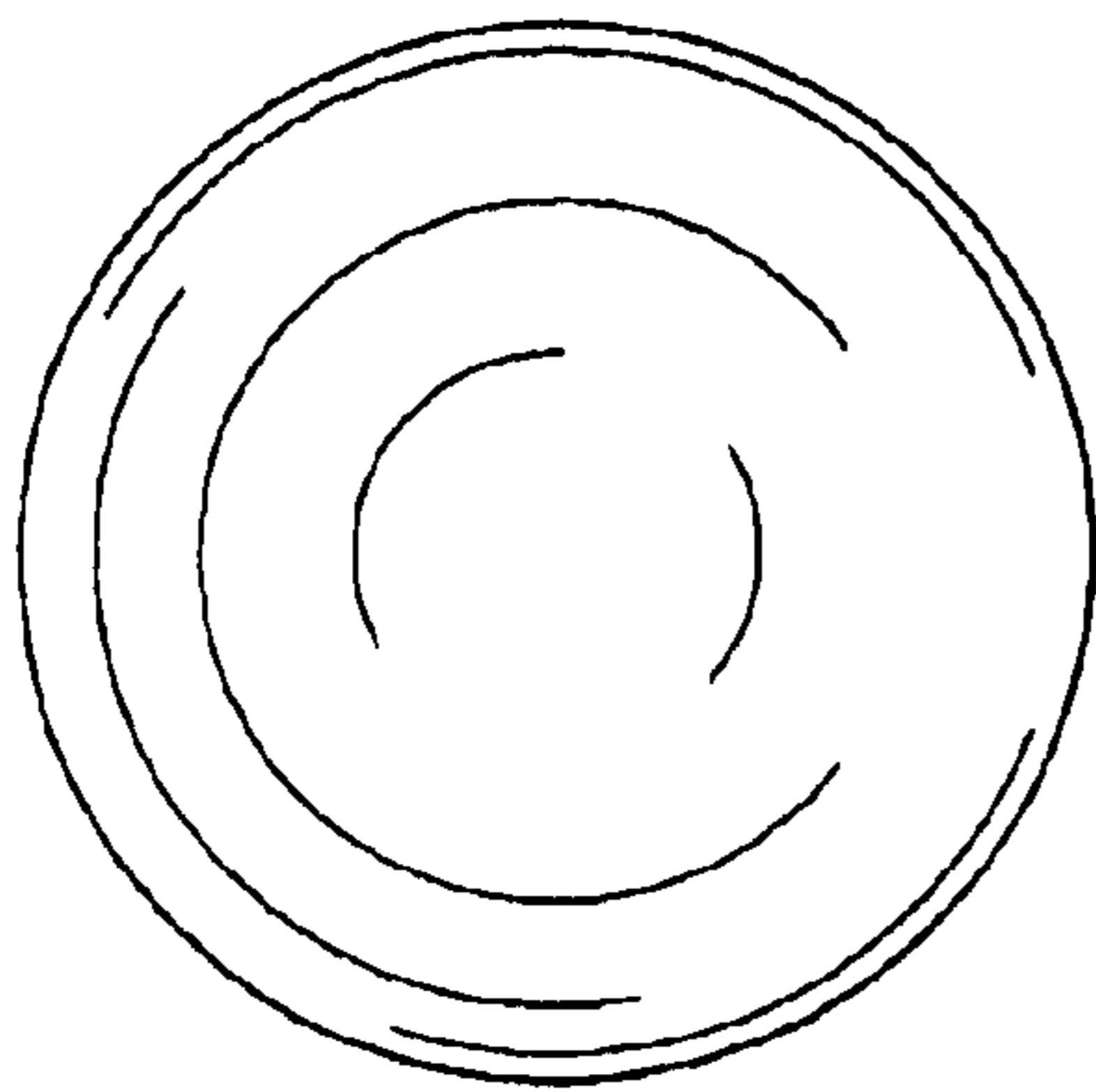


FIG. 5

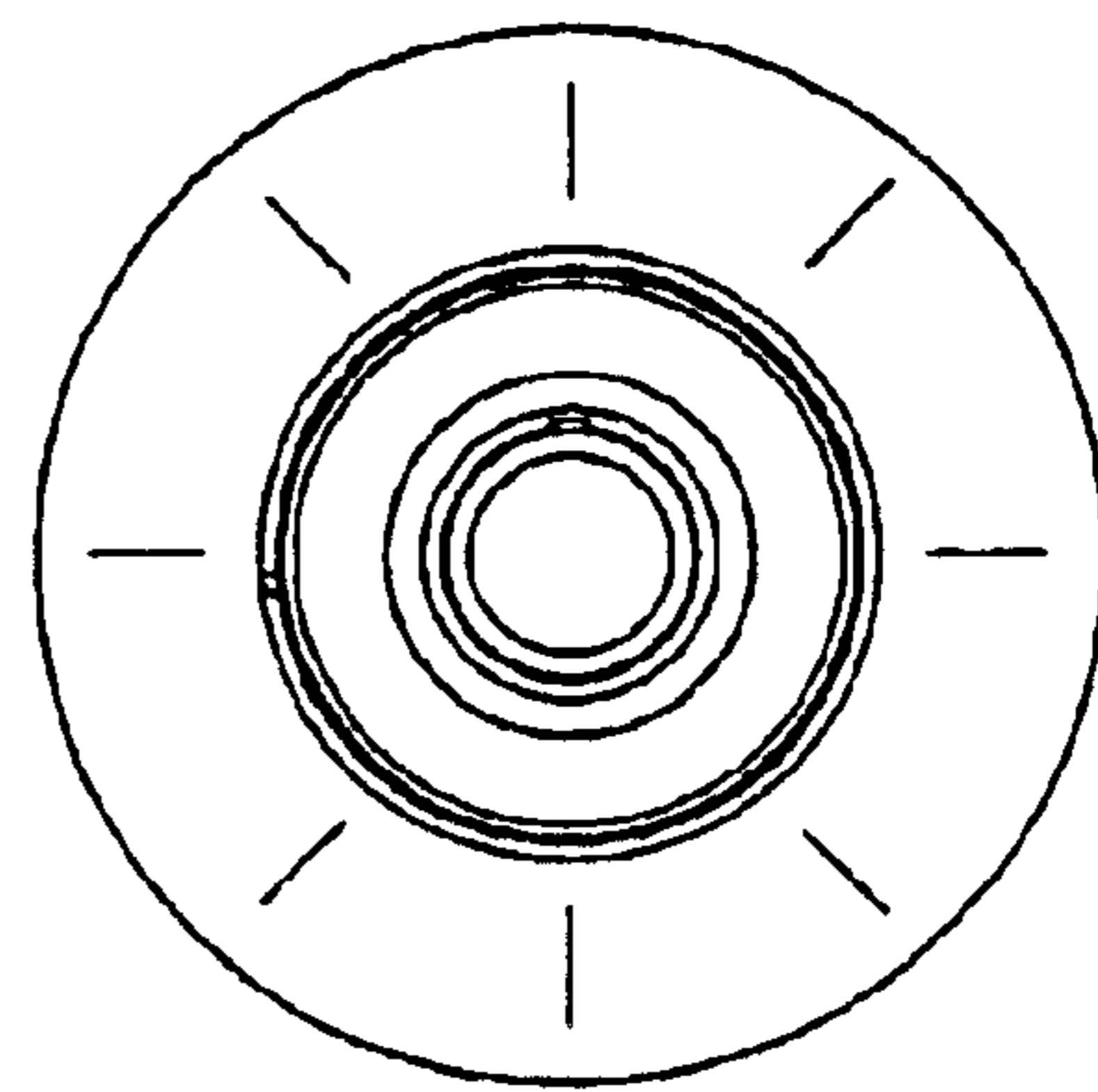


FIG. 6