

US00D499812S

(12) **United States Design Patent** (10) **Patent No.:** **US D499,812 S**  
**Wu** (45) **Date of Patent:** **\*\* Dec. 14, 2004**

- (54) **PREGNANCY TESTING STICK**
- (75) Inventor: **Chun-Te Wu**, Tainan Hsien (TW)
- (73) Assignee: **AS.Pire Bioresearch Inc.**, Tainan Hsien (TW)
- (\*\*) Term: **14 Years**
- (21) Appl. No.: **29/188,660**
- (22) Filed: **Aug. 22, 2003**
- (51) **LOC (7) Cl.** ..... **24-02**
- (52) **U.S. Cl.** ..... **D24/223; D24/225**
- (58) **Field of Search** ..... D24/223, 225;  
D10/81; 422/58, 61, 102, 104, 68.1, 81,  
85, 87; 436/65, 906, 814, 809, 46, 164,  
168, 170, 169; 435/806, 810, 975, 970,  
969

- D383,549 S \* 9/1997 Arnett et al. .... D24/223
- D421,310 S \* 2/2000 Shantz ..... D24/223
- 6,303,081 B1 \* 10/2001 Mink et al. .... 422/61
- 6,740,293 B1 \* 5/2004 Deng ..... 422/58

\* cited by examiner

*Primary Examiner*—Ian Simmons

(74) *Attorney, Agent, or Firm*—Rosenberg, Klein & Lee

(57) **CLAIM**

The ornamental design for a pregnancy testing stick, as shown.

**DESCRIPTION**

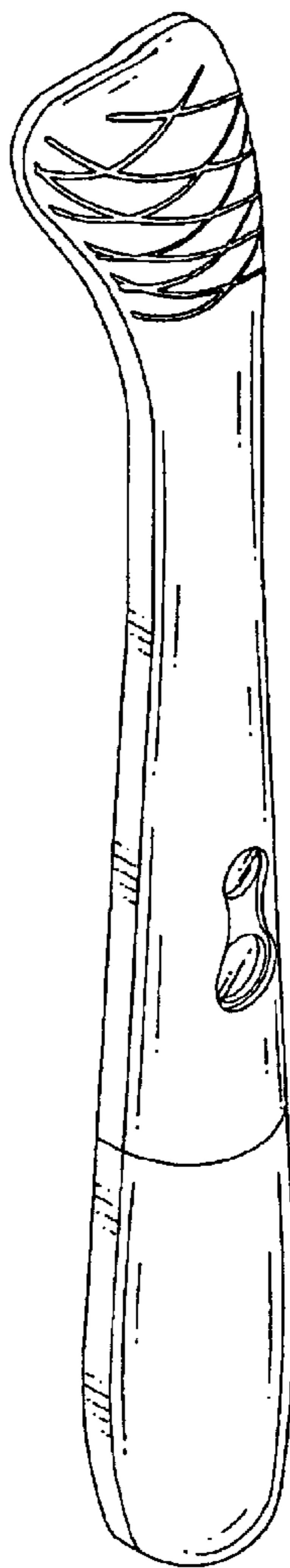
FIG. 1 is a perspective view of a pregnancy testing stick, showing my new design;  
FIG. 2 is a front elevational view thereof;  
FIG. 3 is a rear elevational view thereof;  
FIG. 4 is a left elevational view thereof;  
FIG. 5 is a right elevational view thereof;  
FIG. 6 is a top plan view thereof; and,  
FIG. 7 is a bottom plan view thereof.

(56) **References Cited**

**U.S. PATENT DOCUMENTS**

- D348,522 S \* 7/1994 Groothuizen ..... D24/223

**1 Claim, 3 Drawing Sheets**



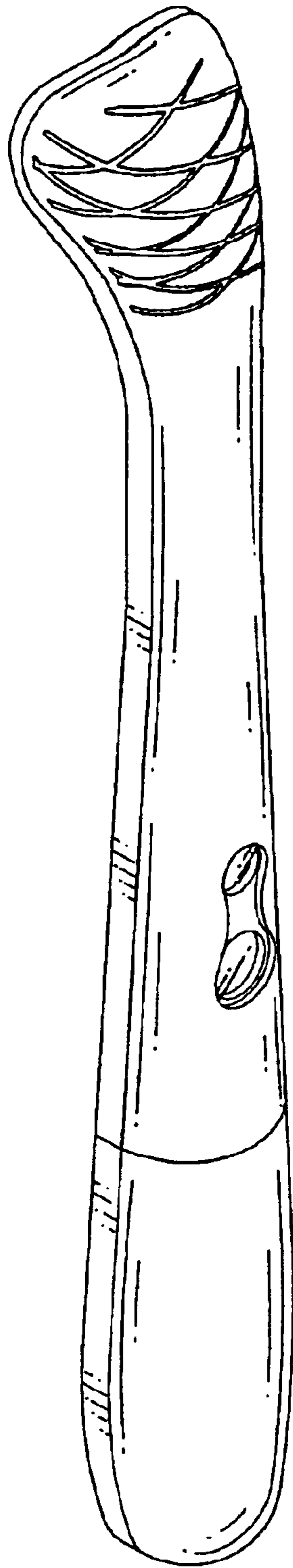


FIG. 1

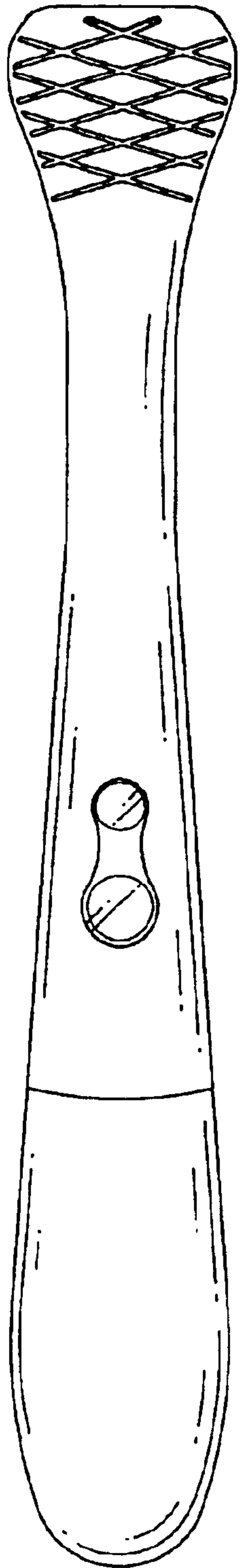


FIG. 2

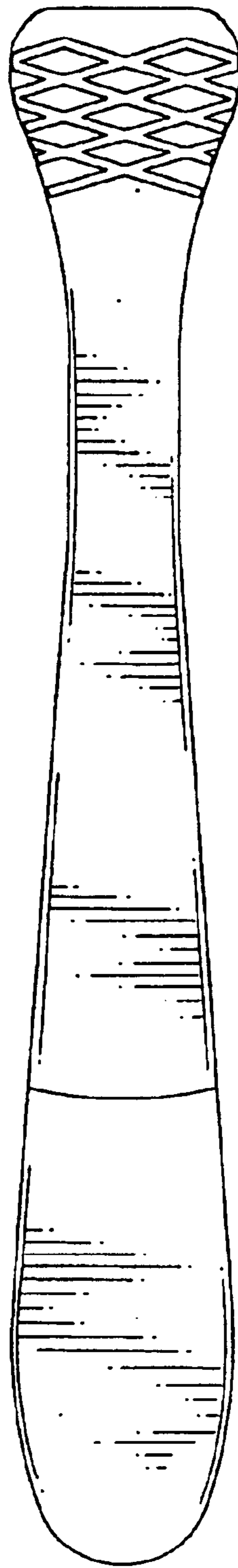


FIG. 3

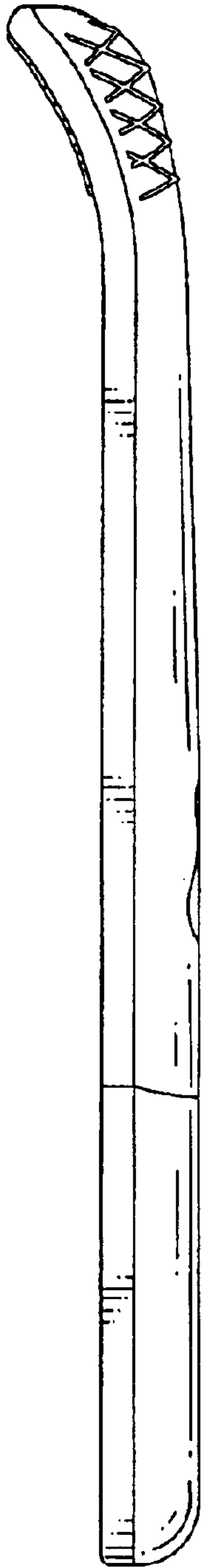


FIG. 4

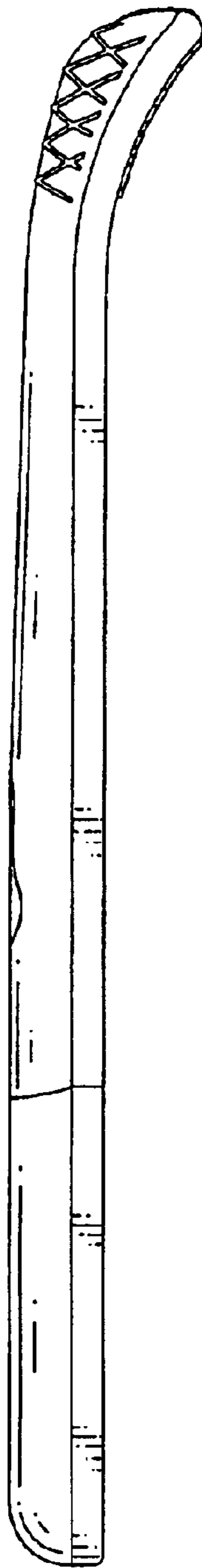


FIG. 5

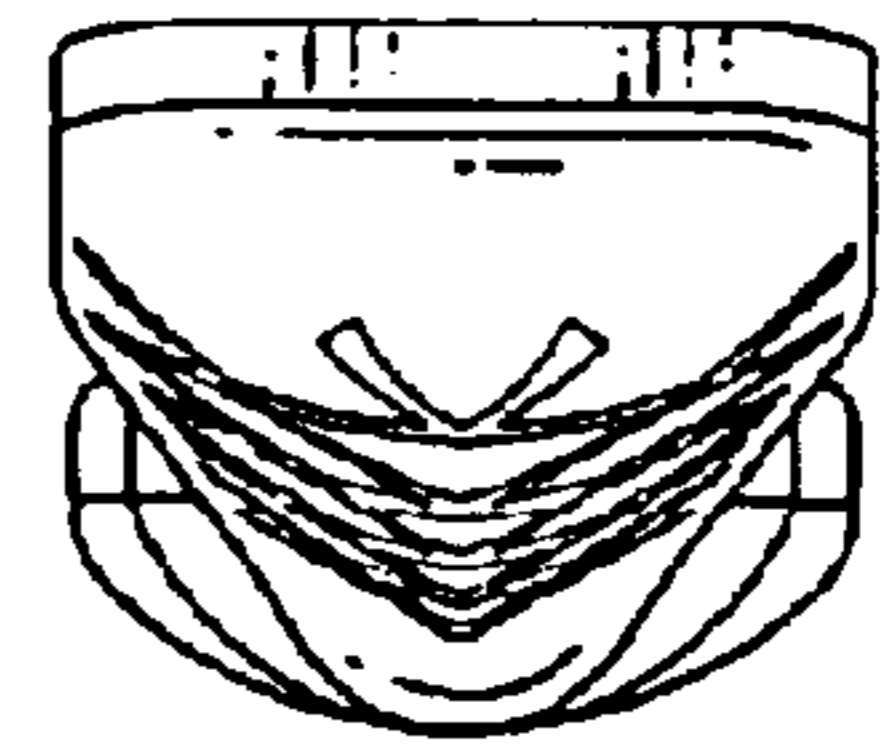


FIG. 6




FIG. 7