

US00D499796S

(12) **United States Design Patent**
Walker

(10) **Patent No.:** **US D499,796 S**

(45) **Date of Patent:** **** Dec. 14, 2004**

(54) **CABINET WITH DISPENSER**

(75) **Inventor:** **David L. Walker**, Chester, PA (US)

(73) **Assignee:** **Zenith Products Corp.**, New Castle, DE (US)

(**) **Term:** **14 Years**

(21) **Appl. No.:** **29/188,982**

(22) **Filed:** **Aug. 27, 2003**

(51) **LOC (7) Cl.** **23-01**

(52) **U.S. Cl.** **D23/244**

(58) **Field of Search** D23/244, 233,
D23/247-248; 251/326-329

(56) **References Cited**

U.S. PATENT DOCUMENTS

3,041,037	A	*	6/1962	Patrick	251/195
3,052,963	A	*	9/1962	Williams	29/890.125
3,320,974	A	*	5/1967	Nakasu et al.	137/605
D226,605	S	*	4/1973	Brindisi	D23/235
D228,234	S	*	8/1973	Willetts	D23/245
4,693,447	A	*	9/1987	Perez	251/129.12

D292,935	S	*	11/1987	Kemp	D23/244
4,832,083	A	*	5/1989	Bruner	137/861
D342,307	S	*	12/1993	Bartholf et al.	D23/245
D352,094	S	*	11/1994	Baker	D23/244
D403,049	S	*	12/1998	Ohtani et al.	D23/233
D460,526	S	*	7/2002	Weingarten	D23/244
D480,449	S	*	10/2003	Kah, Jr. et al.	D23/233

* cited by examiner

Primary Examiner—Nelson C. Holtje

(74) *Attorney, Agent, or Firm*—Edgar A. Zarins; Lloyd D. Doigan

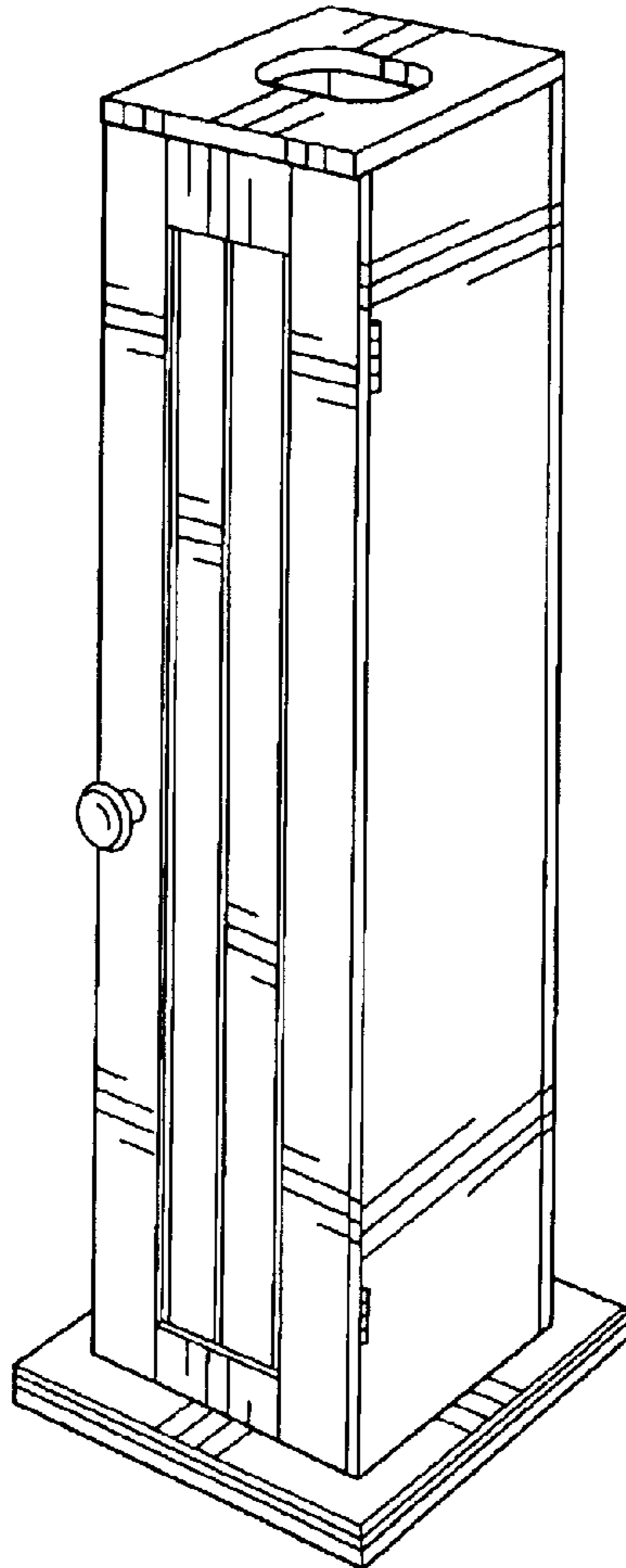
(57) **CLAIM**

The ornamental design for a cabinet with dispenser, as shown and described.

DESCRIPTION

FIG. 1 is a perspective view of a cabinet with dispenser showing my new design;
FIG. 2 is a front elevational view thereof;
FIG. 3 is a top plan view thereof; and,
FIG. 4 is a left side view thereof, the opposite side being a mirror image of the side shown.

1 Claim, 2 Drawing Sheets



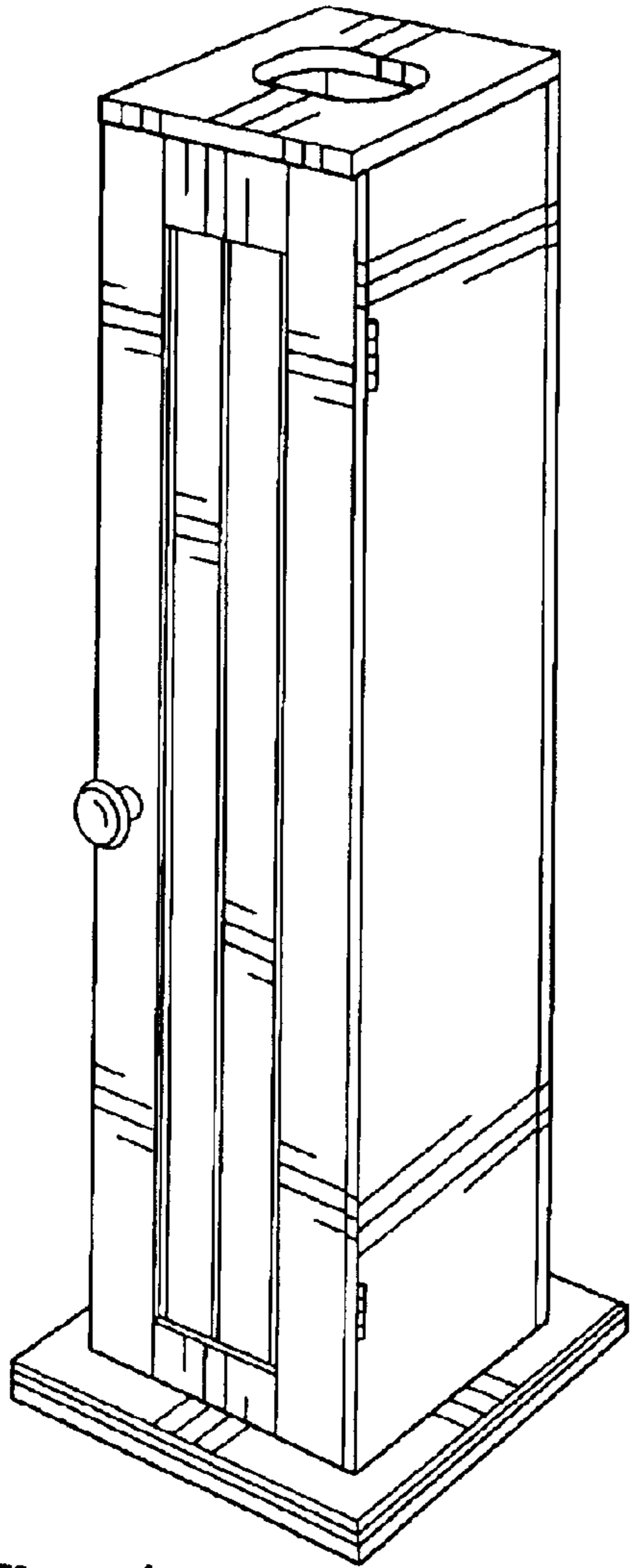


Fig-1

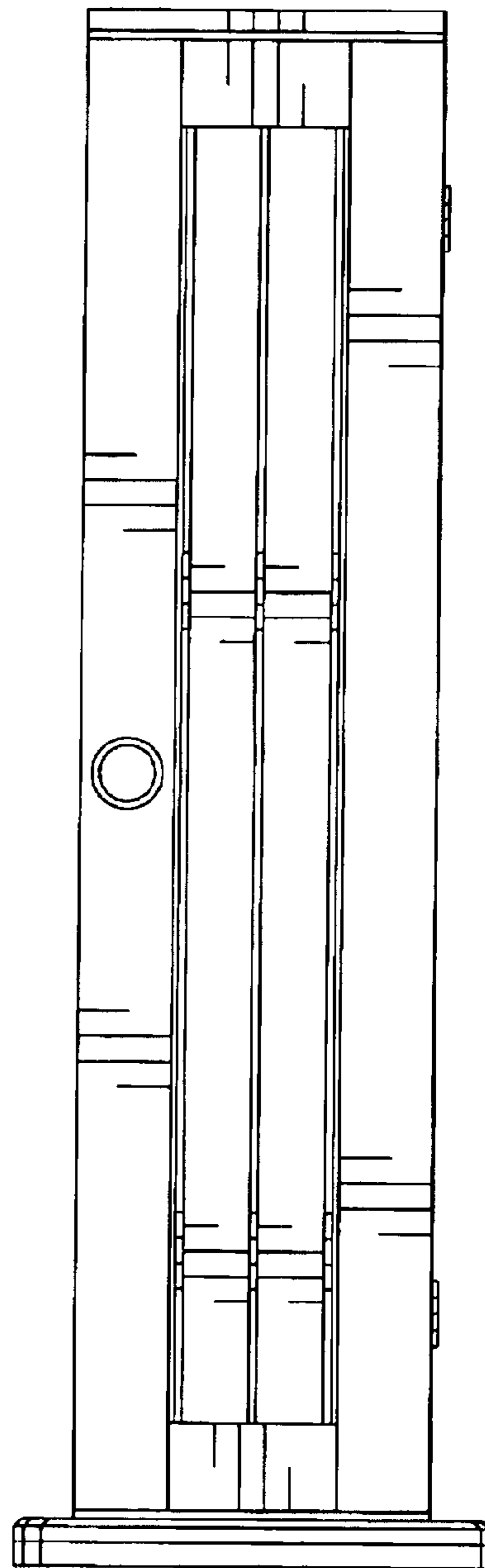


Fig-2

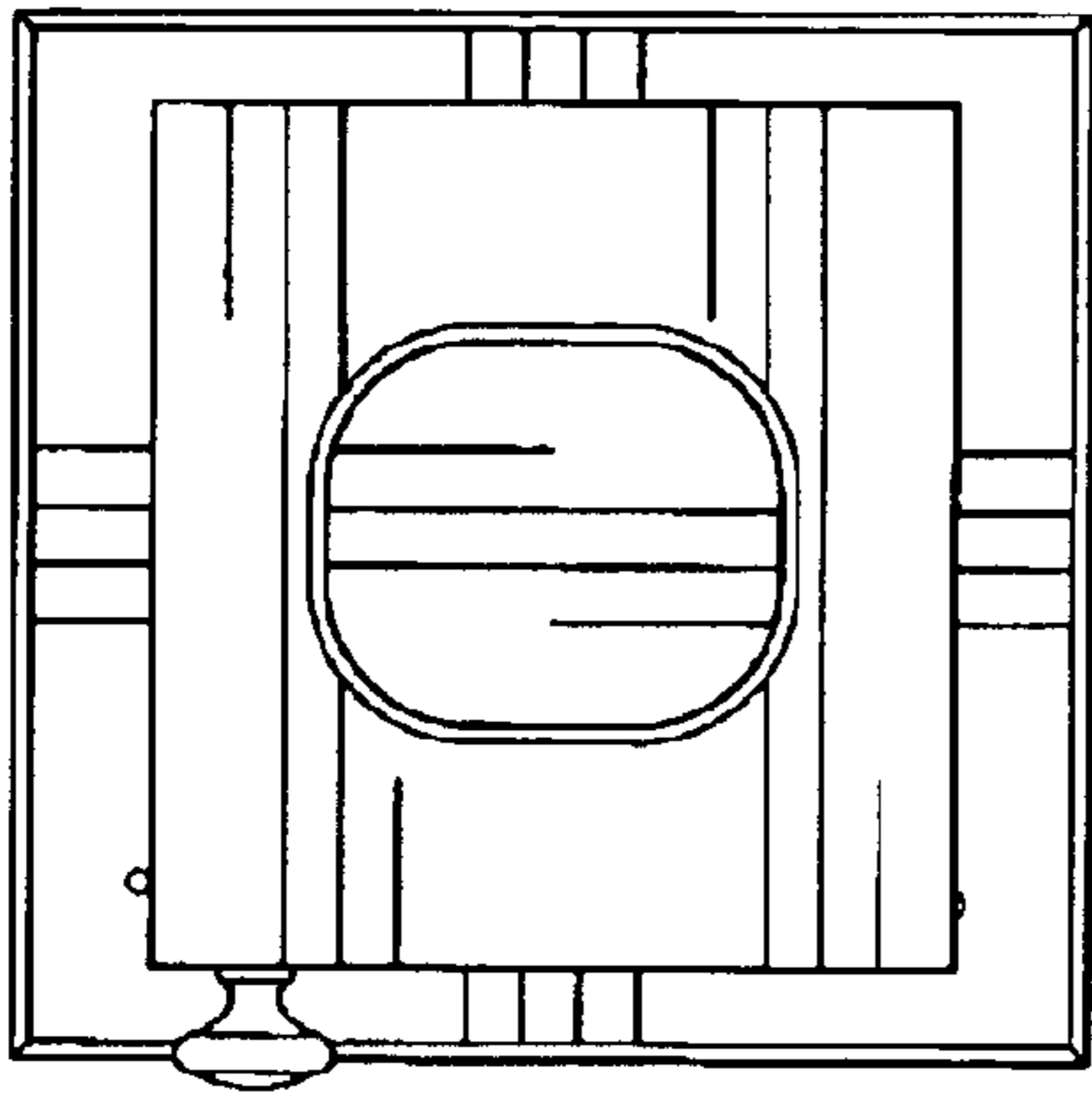


Fig-3

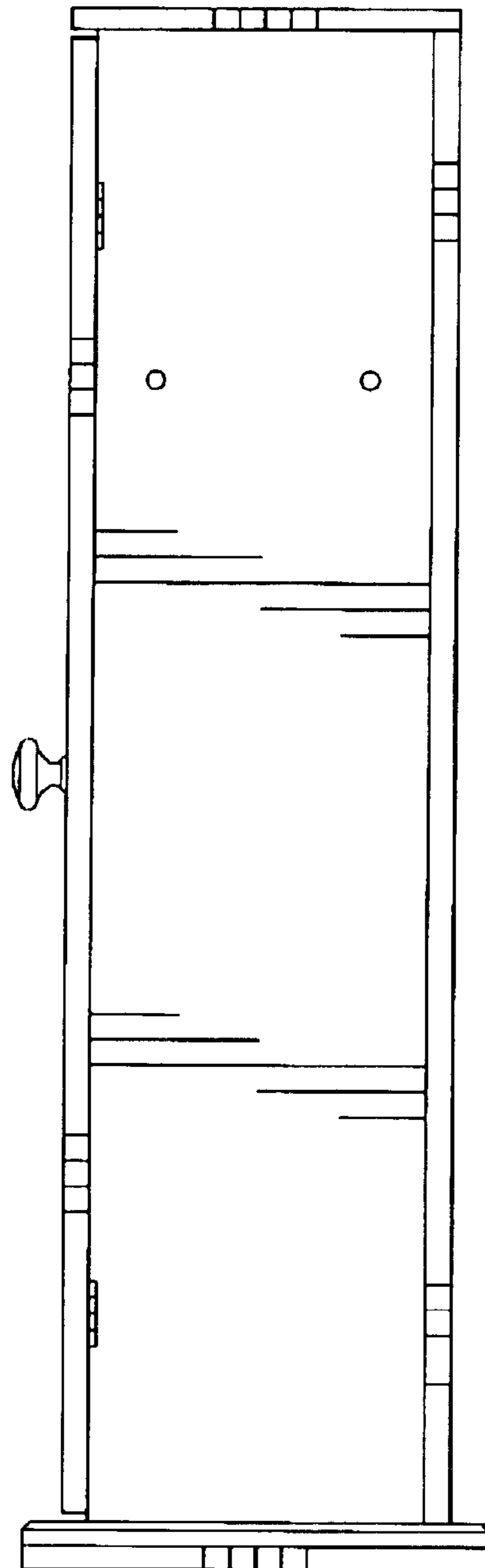


Fig-4