

US00D499784S

(12) **United States Design Patent**
Calvani

(10) **Patent No.:** **US D499,784 S**

(45) **Date of Patent:** **** Dec. 14, 2004**

(54) **GOLF REPAIR TOOL**

(75) **Inventor:** **Maria Cristina Calvani, Cologny (CH)**

(73) **Assignee:** **Rolex Watch U.S.A., Inc., New York, NY (US)**

(**) **Term:** **14 Years**

(21) **Appl. No.:** **29/193,490**

(22) **Filed:** **Nov. 10, 2003**

(30) **Foreign Application Priority Data**

May 14, 2003 (CH) 129670

(51) **LOC (7) Cl.** **21-02**

(52) **U.S. Cl.** **D21/793**

(58) **Field of Search** D21/789, 793,
D21/794; 473/286, 408

(56) **References Cited**

U.S. PATENT DOCUMENTS

D340,755 S * 10/1993 Shearer D21/793

5,419,551 A * 5/1995 Hoyt et al. 473/406

D384,719 S * 10/1997 Fazekas D21/793

5,733,208 A * 3/1998 Fazekas 473/406

* cited by examiner

Primary Examiner—Mitchell Siegel

(74) *Attorney, Agent, or Firm*—Morgan & Finnegan LLP


(57) **CLAIM**

I claim the ornamental design for a golf repair tool, as shown and described.

DESCRIPTION

FIG. 1 is a top plan view of a design for the golf repair tool; FIG. 2 is a right side elevational view thereof; FIG. 3 is an inverted left side elevational view thereof; FIG. 4 is an inverted bottom plan view thereof; FIG. 5 is a front elevational view thereof; FIG. 6 is a rear elevational view thereof; and, FIG. 7 is perspective view illustrating the top, front and left side thereof.

1 Claim, 2 Drawing Sheets



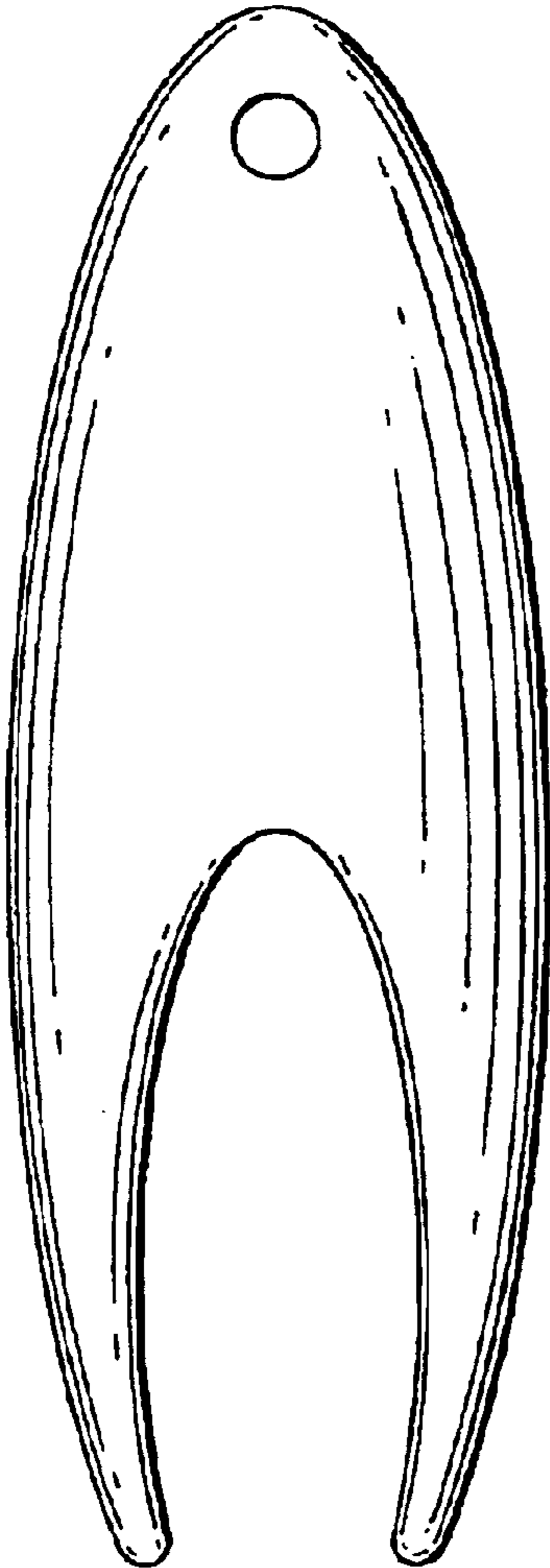


FIG. 1



FIG. 2



FIG. 3

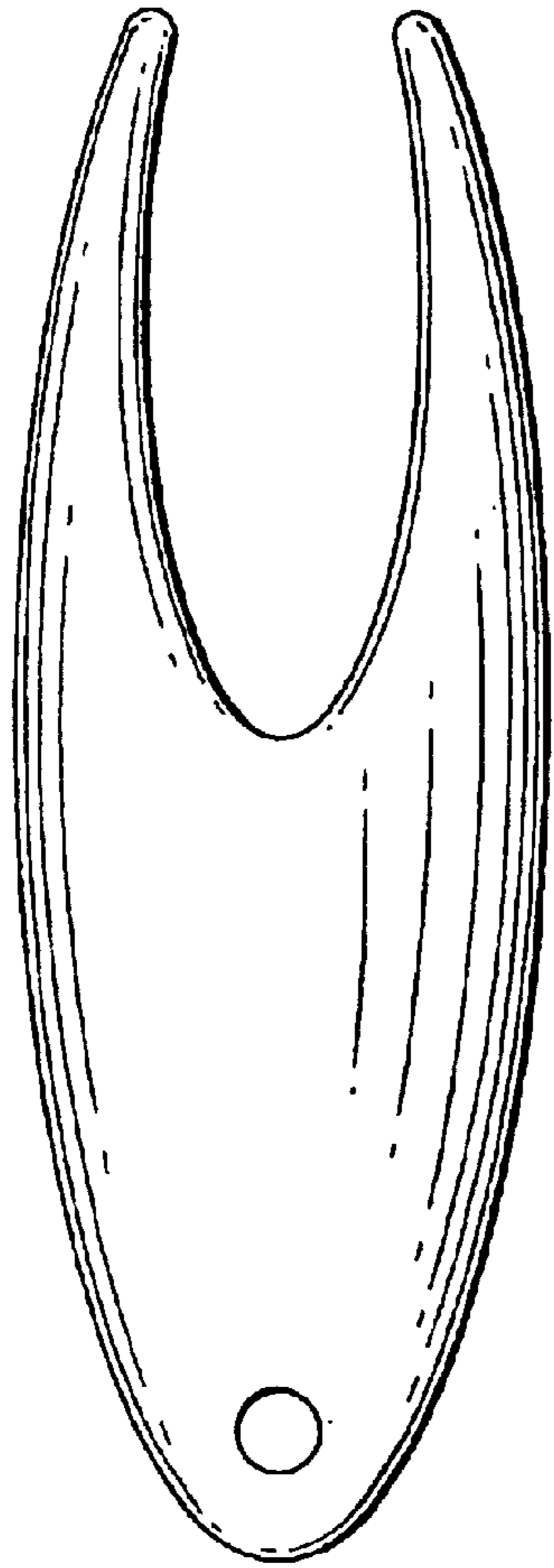


FIG. 4



FIG. 5




FIG. 6




FIG. 7