

US00D499781S

(12) **United States Design Patent**
Stites et al.

(10) **Patent No.:** **US D499,781 S**
(45) **Date of Patent:** **** Dec. 14, 2004**

(54) **BOTTOM PORTION OF A GOLF CLUB HEAD FOR A PUTTER**

(75) Inventors: **John T. Stites**, Weatherford, TX (US);
David N. Franklin, Granbury, TX (US); **Carl L. Madore**, Portland, OR (US)

(73) Assignee: **Nike, Inc.**, Beaverton, OR (US)

(**) Term: **14 Years**

(21) Appl. No.: **29/203,561**

(22) Filed: **Apr. 16, 2004**

(51) **LOC (7) Cl.** **21-02**

(52) **U.S. Cl.** **D21/759**

(58) **Field of Search** D21/735-746,
D21/759; 473/324-331, 340-341, 251-256

(56) **References Cited**

U.S. PATENT DOCUMENTS

D234,960 S	4/1975	Swash	
D234,962 S	4/1975	Swash	
D235,668 S	7/1975	Swash	
D268,691 S	4/1983	Collins	
4,934,702 A	* 6/1990	Serizawa 473/251
D316,129 S	4/1991	Bryson	
D320,251 S	9/1991	Mermillod	
D320,638 S	10/1991	Mermillod	
5,174,573 A	12/1992	Desbiolles et al.	
D334,039 S	3/1993	Tanaka	
D349,319 S	8/1994	Bayer	
D364,666 S	11/1995	Nagy	
D364,907 S	12/1995	Estridge et al.	
D372,752 S	8/1996	Raudman	
D380,030 S	6/1997	Altman	
D388,853 S	1/1998	Minami	
D389,539 S	1/1998	Moore	
D391,612 S	3/1998	Moore	
5,820,481 A	10/1998	Raudman	
5,830,078 A	11/1998	McMahan	

D424,145 S	5/2000	Minami
D430,631 S	9/2000	Garcia
D437,017 S	1/2001	Ford
6,319,146 B1	11/2001	Mills
6,350,208 B1	2/2002	Ford
D485,592 S	1/2004	Hettinger et al.
D485,880 S	1/2004	Madore et al.

OTHER PUBLICATIONS

Edwin Watts Golf Shops Catalog Summer 1998 p. 33, dated Summer 1998.

Edwin Watts Golf Catalog Jan. 2002 p. 5, dated Jan. 2002.

Edwin Watts Golf Catalog Father's Day 2003 pp. 10, 21, dated Father's Day 2003.

Edwin Watts Golf Catalog Jan. 2004 p. 24, dated Jan. 2004.

Edwin Watts Golf Catalog Spring 2004 pp. 19, 46, dated Spring 2004.

* cited by examiner

Primary Examiner—Mitchell Siegel

(74) *Attorney, Agent, or Firm*—Banner & Witcoff, Ltd.

(57) **CLAIM**

The ornamental design for a bottom portion of a golf club head for a putter, as shown and described.

DESCRIPTION

FIG. 1 is a perspective view of a bottom portion of a golf club head for a putter showing our new design;

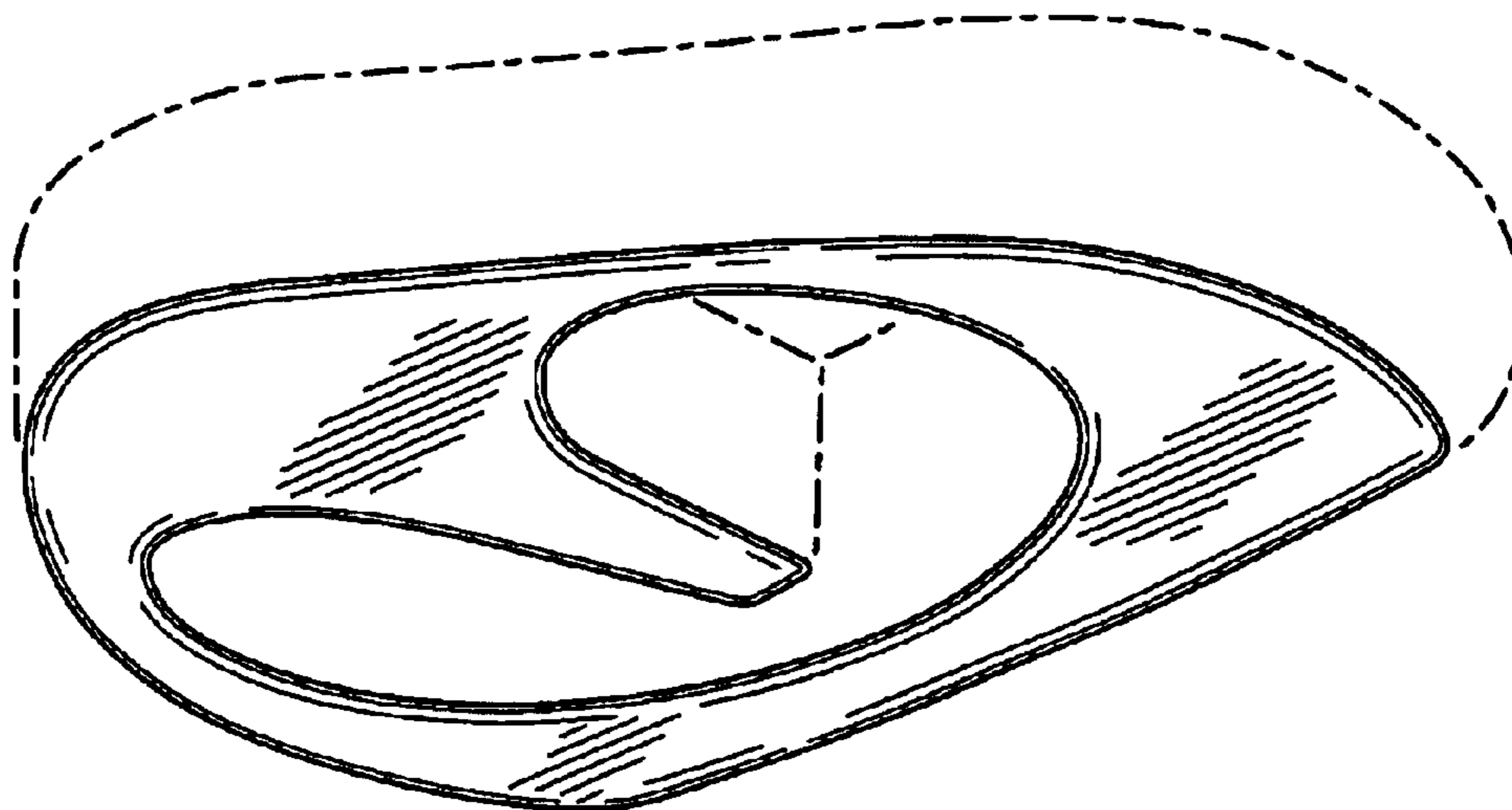
FIG. 2 is a plan view thereof

FIG. 3 is a heel side view thereof, the toe side view thereof being a substantial mirror image with respect to the claimed region; and,

FIG. 4 is a rear view thereof.

The broken line showing immediately adjacent the shaded portion forms an unclaimed boundary of the design. The broken line showing of the remainder of the golf club head for a putter and the unshown top and front of the putter form no part of the claimed design.

1 Claim, 2 Drawing Sheets



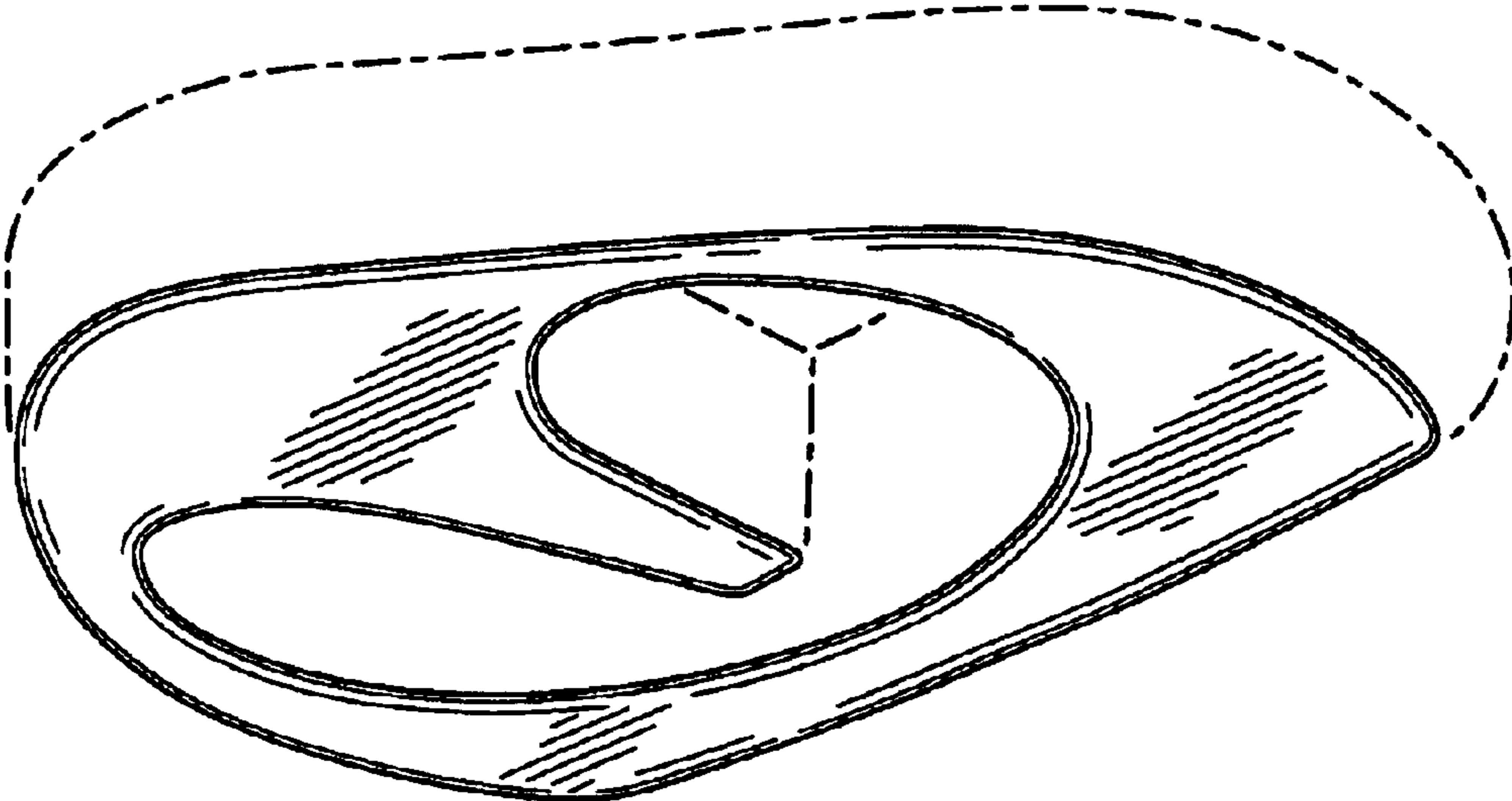


FIG. 1




FIG. 2




FIG. 3



FIG. 4