



US00D499770S

(12) **United States Design Patent** (10) **Patent No.:** **US D499,770 S**
Siemers (45) **Date of Patent:** **** Dec. 14, 2004**

- (54) **SPOKESHAVE**
- (75) Inventor: **Matthew Bruce Siemers, Ottawa (CA)**
- (73) Assignee: **Lee Valley Tools, Ltd., Ottawa (CA)**
- (**) Term: **14 Years**
- (21) Appl. No.: **29/190,742**
- (22) Filed: **Sep. 25, 2003**
- (51) **LOC (7) Cl.** **08-03**
- (52) **U.S. Cl.** **D21/101**
- (58) **Field of Search** D6/47, 98, 101;
30/478, 484, 487, 490, 491

(56) **References Cited**

U.S. PATENT DOCUMENTS

555,228 A *	2/1896	Traut	30/281
1,016,608 A *	2/1912	Carretti	30/281
1,098,706 A *	6/1914	Smith	30/169
1,399,631 A *	12/1921	Lofdahl et al.	30/169
1,412,888 A *	4/1922	Novak	30/169
1,663,935 A *	3/1928	Cornell	30/281
D207,503 S *	4/1967	Liebow	D8/101
5,136,786 A *	8/1992	Calagui	30/478
D481,288 S *	10/2003	Saunders	D8/101

OTHER PUBLICATIONS

Highland Hardware Catalog, 2002, p. 20 Spoke shaves.*
 Jamestown Distributors Catalog, 2002, p. 28 spokeshave.*

* cited by examiner

Primary Examiner—Philip S. Hyder
(74) Attorney, Agent, or Firm—Kilpatrick Stockton LLP;
 John S. Pratt

(57) **CLAIM**

The ornamental design for spokeshave, as shown and described.

DESCRIPTION

FIG. 1 is a perspective view of a first embodiment of the spokeshave of this invention.

FIG. 2 is a top plan view of the design for the spokeshave shown in FIG. 1.

FIG. 3 is a front elevation view of the design for the spokeshave shown in FIG. 1.

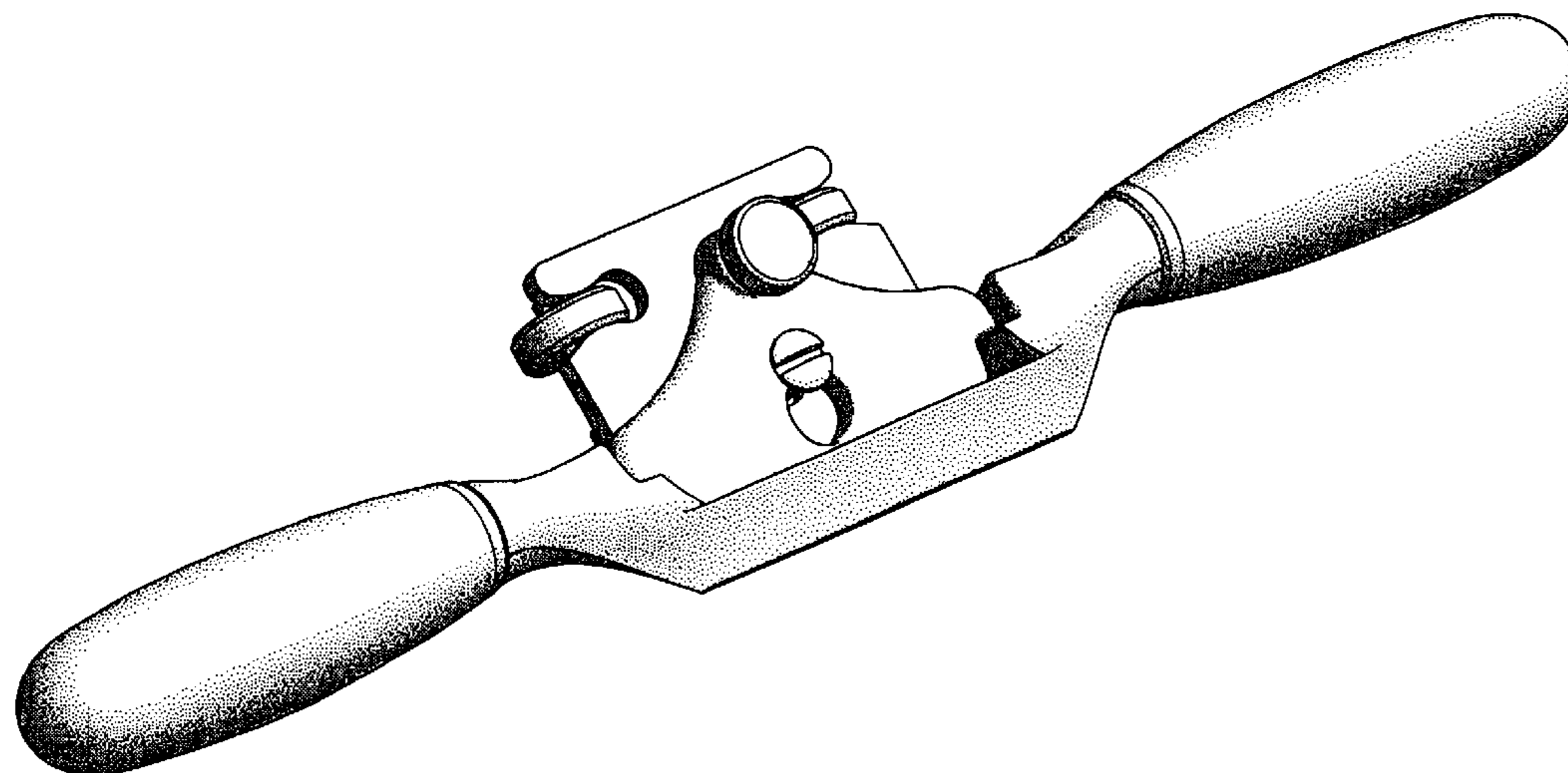
FIG. 4 is a bottom plan view of the design for the spokeshave shown in FIG. 1.

FIG. 5 is a side view of the spokeshave shown in FIG. 1; the opposite side of which is a mirror image; and,

FIG. 6 is a side view showing an alternative embodiment of the ornamental design for a spokeshave shown in FIG. 1; the opposite side of which is a mirror image.

The top, front, bottom, and perspective views for the alternative embodiment disclosed in FIG. 6 correspond to FIGS. 1 through 4.

1 Claim, 3 Drawing Sheets



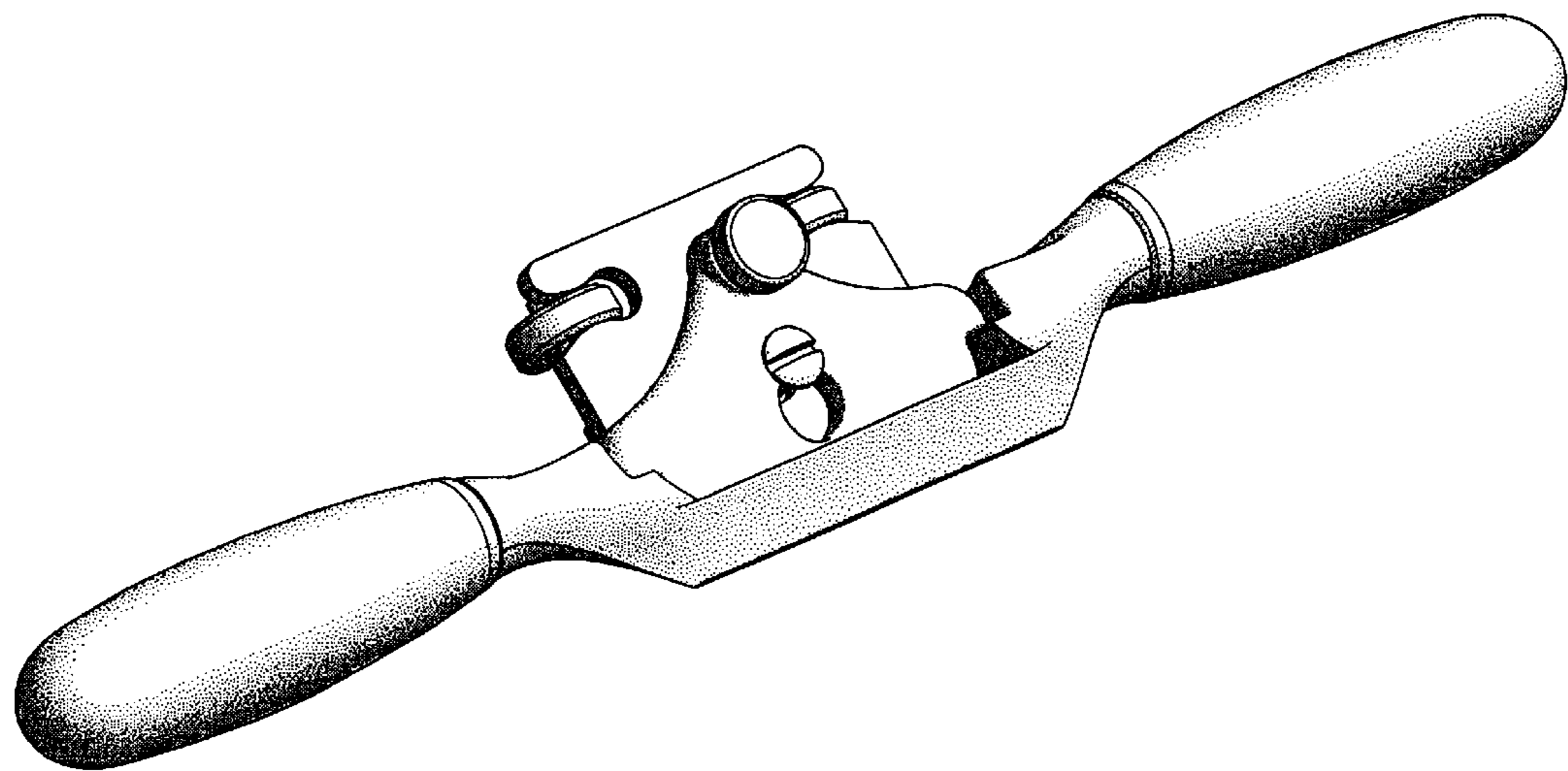


FIG. 1

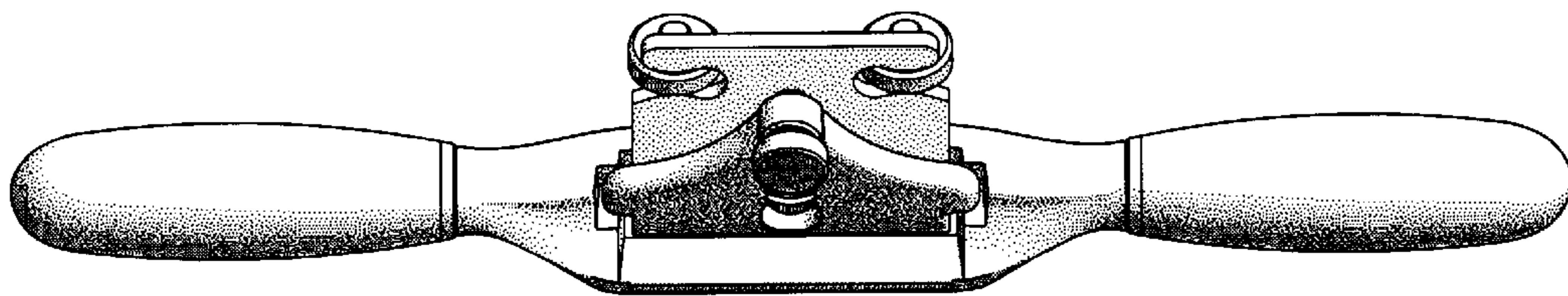


FIG. 2

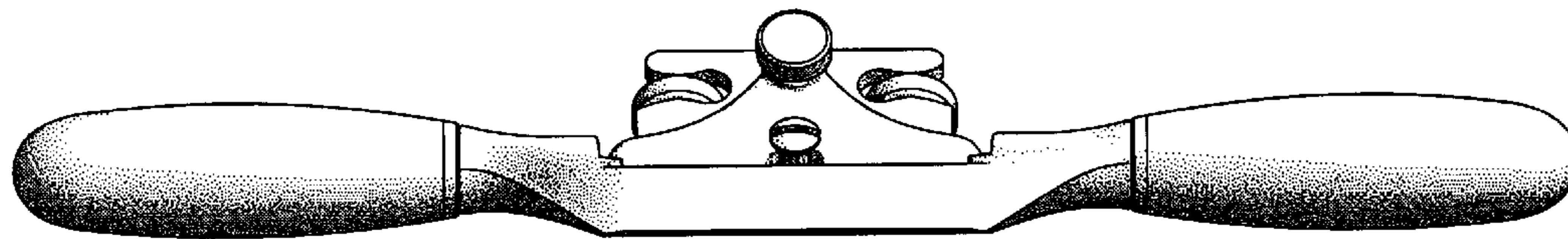


FIG. 3

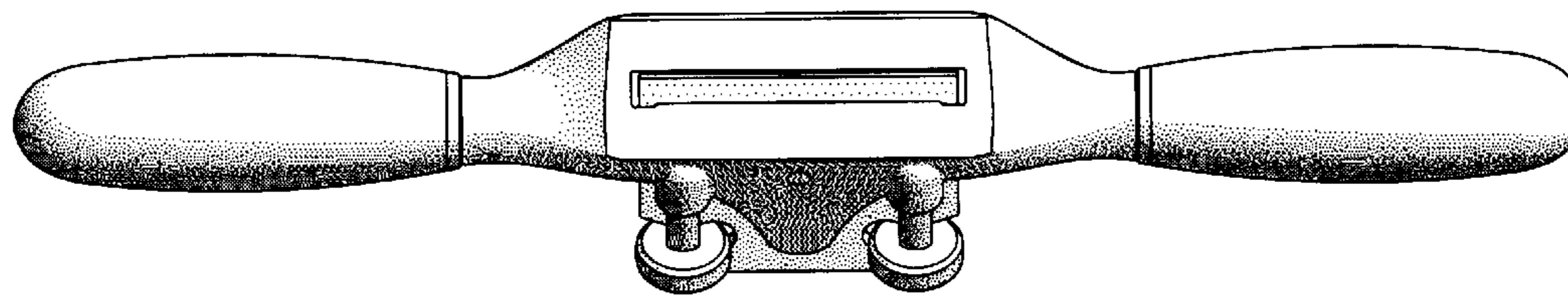


FIG. 4

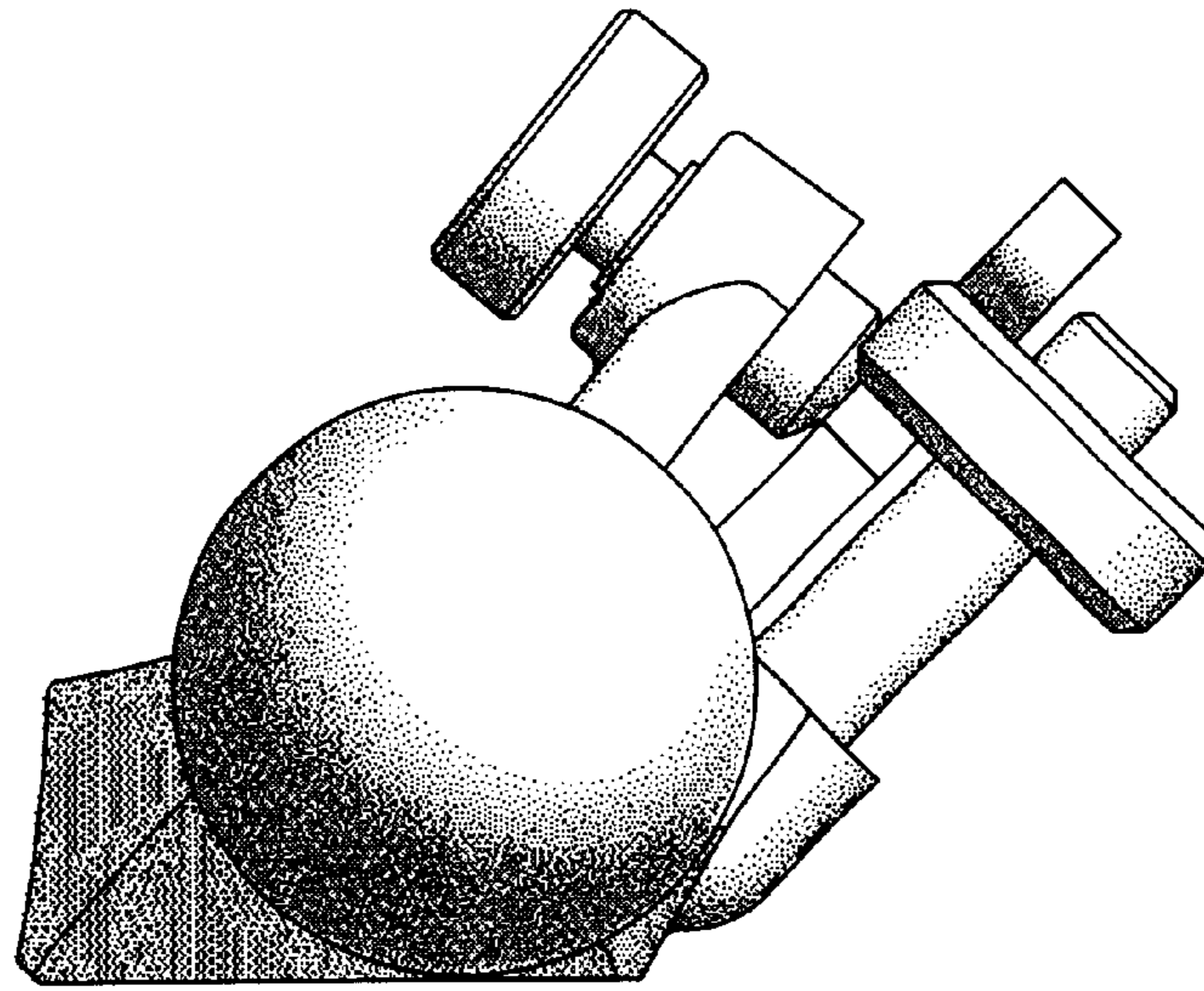


FIG. 5

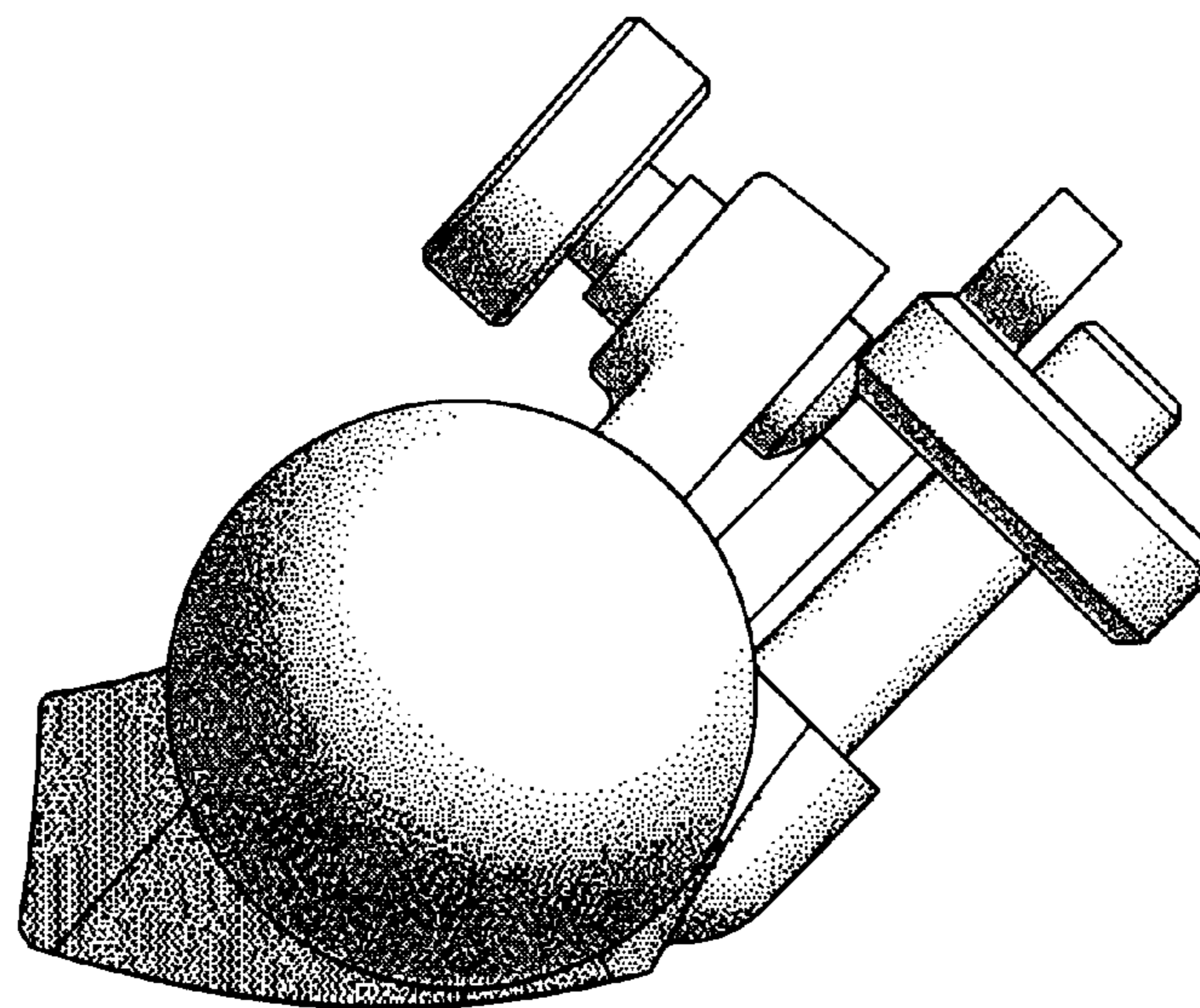


FIG. 6