

US00D499763S

(12) **United States Design Patent**
Jacquet

(10) **Patent No.:** **US D499,763 S**

(45) **Date of Patent:** **** Dec. 14, 2004**

(54) **ERASER**

D410,493 S * 6/1999 Leveen et al. D19/53
6,136,143 A * 10/2000 Winter et al. 15/3.53 X

(75) **Inventor:** **Emmanuel Jacquet, Annecy (FR)**

* cited by examiner

(73) **Assignee:** **Manufacture d'Articles de Precision
et de Dessin—M.A.P.E.D. (FR)**

Primary Examiner—Martie K. Holtje

(74) *Attorney, Agent, or Firm*—Cantor Colburn LLP

(**) **Term:** **14 Years**

(57) **CLAIM**

(21) **Appl. No.:** **29/120,807**

The ornamental design for an eraser, as shown and described.

(22) **Filed:** **Mar. 27, 2000**

DESCRIPTION

(51) **LOC (7) Cl.** **19-06**

(52) **U.S. Cl.** **D19/53**

(58) **Field of Search** D19/35, 36, 41–51,
D19/53–58, 81–85; 401/49, 52, 195; 15/3.53,
424, 425, 426, 427, 428, 429, 430–434

FIG. 1 is a top and side perspective view of an eraser, showing my new design;

FIG. 2 is a top plan view thereof;

FIG. 3 is a bottom plan view thereof;

FIG. 4 is a side elevational view thereof taken from the left of FIG. 5; the side opposite to that shown in FIG. 4 being the mirror image thereof; and,


FIG. 5 is a side elevational view thereof taken from the left of FIG. 3; the side opposite to that shown in FIG. 5 being the mirror image thereof.

(56) **References Cited**

U.S. PATENT DOCUMENTS

D39,542 S * 9/1908 McCoy D19/53
D132,973 S * 7/1942 Hanle D19/53
2,386,948 A * 10/1945 Hanle 15/425
D166,252 S * 3/1952 Fusco D19/53

1 Claim, 3 Drawing Sheets






FIGURE 1




FIGURE 2




FIGURE 3




FIGURE 4




FIGURE 5