



US00D499762S

(12) **United States Design Patent**
Shova et al.

(10) **Patent No.:** **US D499,762 S**

(45) **Date of Patent:** **** Dec. 14, 2004**

(54) **WRITING INSTRUMENT**

(75) Inventors: **Brian Martin Shova**, Columbus, OH (US); **Jamison Float**, Westerville, OH (US); **James Huang Lua**, Barberton, OH (US); **Donald James Staufenberg**, Dublin, OH (US)

(73) Assignee: **Elmer's Product, Inc.**, Columbus, OH (US)

(**) Term: **14 Years**

(21) Appl. No.: **29/200,834**

(22) Filed: **Mar. 4, 2004**

(51) **LOC (7) Cl.** **19-06**

(52) **U.S. Cl.** **D19/43; D19/48; D19/49; D19/56**

(58) **Field of Search** D19/35, 36, 41-51, D19/53-58, 81-85; 401/6, 7, 88, 98, 52, 195, 196, 198, 202, 213, 243-247, 260-262

(56) **References Cited**

U.S. PATENT DOCUMENTS

D182,207 S * 2/1958 Sherman D19/51
5,066,156 A * 11/1991 Petrillo et al. 401/213
D401,280 S * 11/1998 Chevalier et al. D19/57
D436,127 S * 1/2001 Hung D19/43
D441,398 S * 5/2001 Owen et al. D19/49

D461,500 S * 8/2002 Cooper et al. D19/43
D465,519 S * 11/2002 Kennedy et al. D19/43
D482,070 S * 11/2003 Kennedy D19/54
D484,538 S * 12/2003 Daida et al. D19/43
D493,484 S * 7/2004 Shova et al. D19/43

* cited by examiner

Primary Examiner—Martie K. Holtje

(74) *Attorney, Agent, or Firm*—McNees Wallace & Nurick LLC

(57) **CLAIM**

The ornamental design for a writing instrument, as shown and described.

DESCRIPTION

FIG. 1 is a perspective view of the writing instrument of the present invention, wherein the cap is shown attached to the body of the writing instrument;

FIG. 2 is a front elevational view thereof, taken in the direction of arrows 2—2 in FIG. 4;

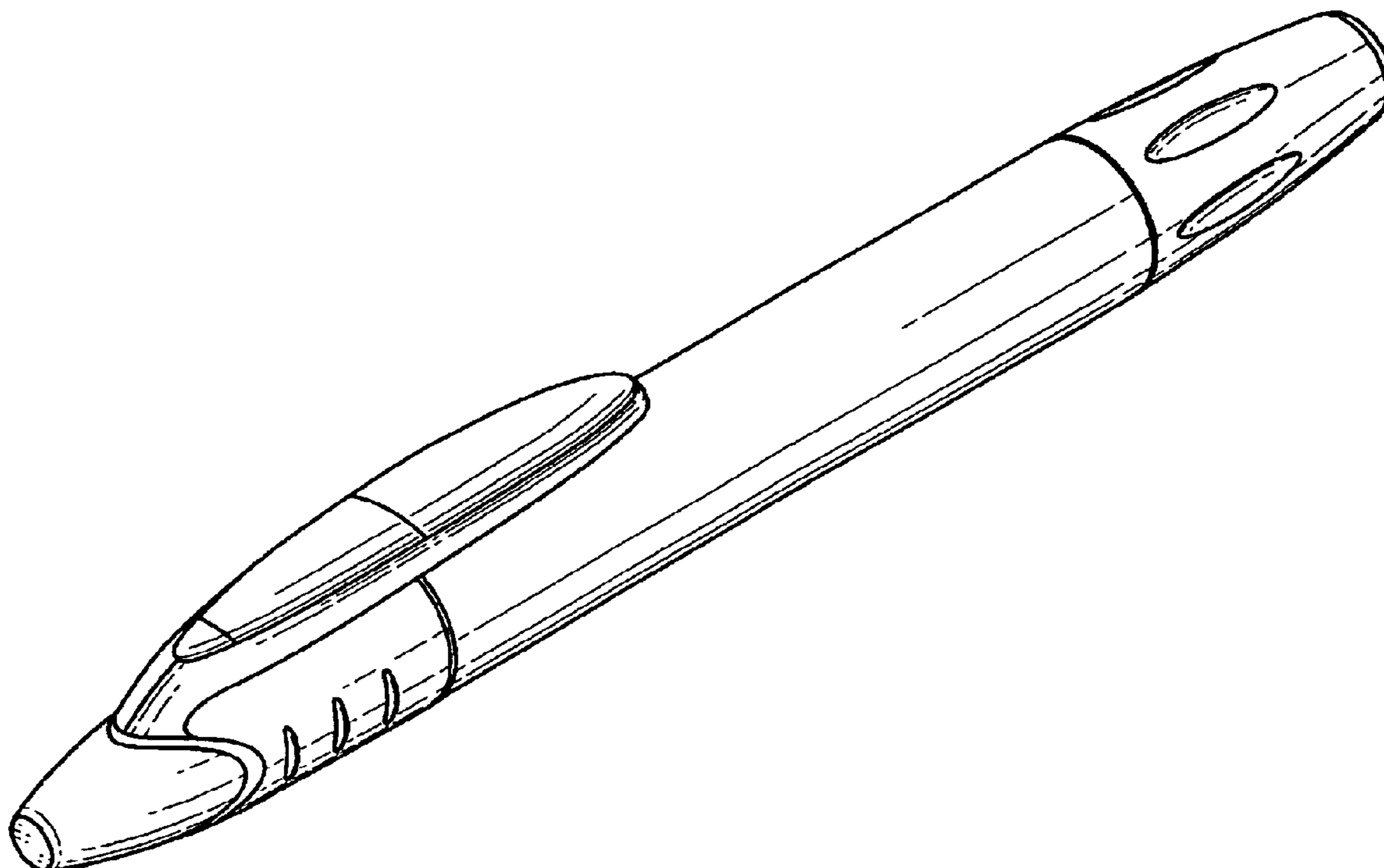
FIG. 3 is a rear elevational view thereof, taken in the direction of arrows 3—3 in FIG. 4;

FIG. 4 is a side elevational view thereof, taken in the direction of arrows 4—4 in FIG. 2;

FIG. 5 is an end elevational view thereof, taken in the direction of arrows 5—5 in FIG. 2; and,

FIG. 6 is an end elevational view thereof, taken in the direction of arrows 6—6 in FIG. 2.

1 Claim, 3 Drawing Sheets



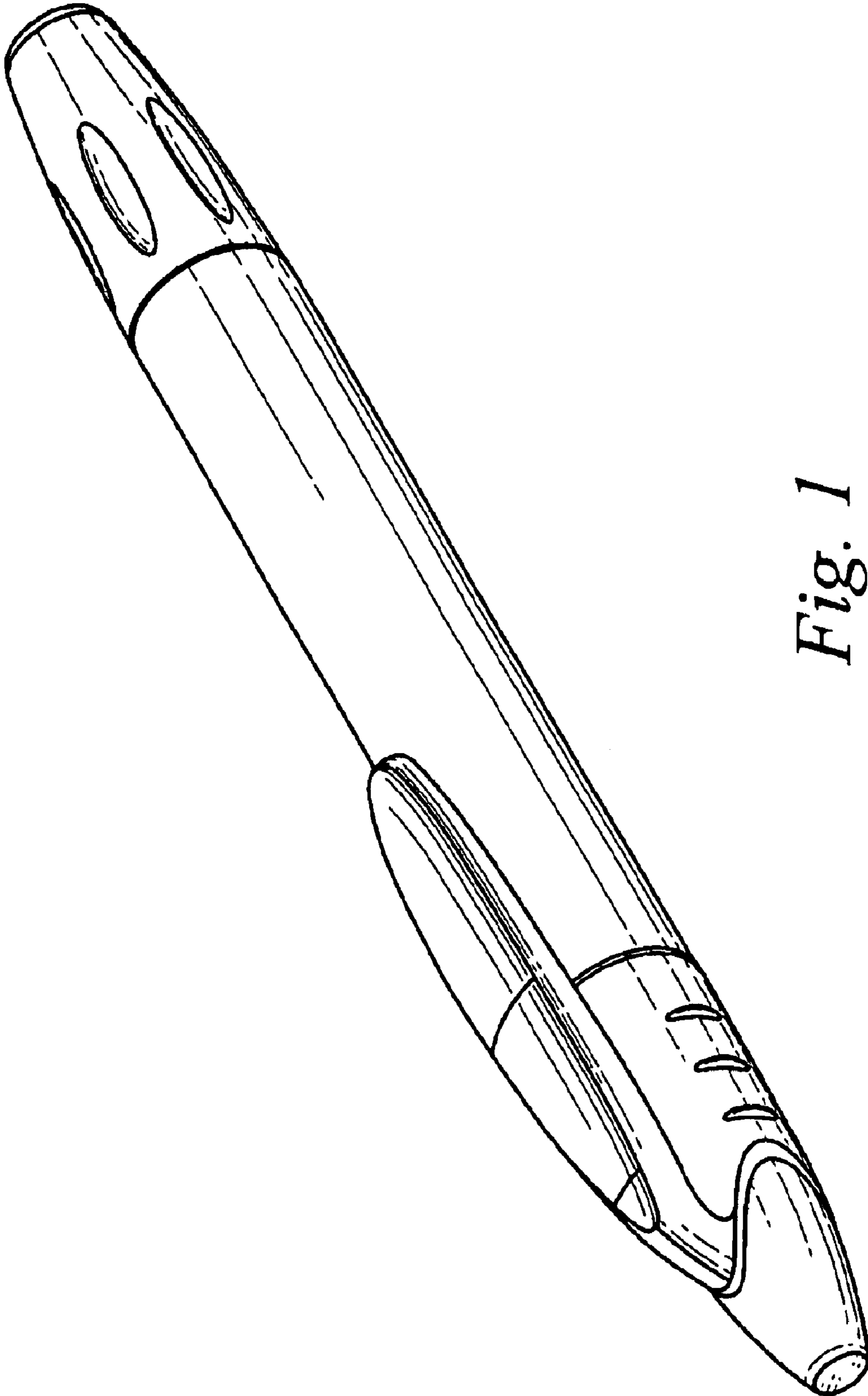


Fig. 1

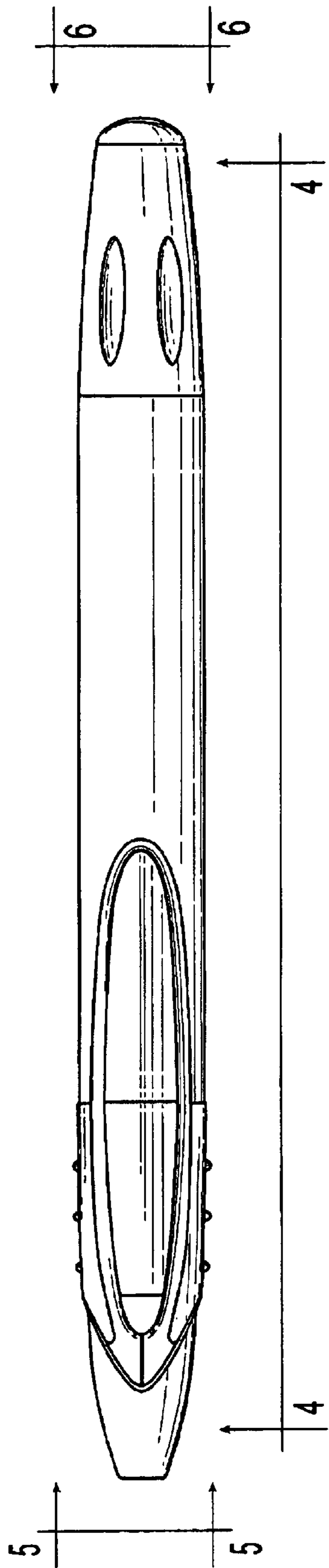


Fig. 2




Fig. 3

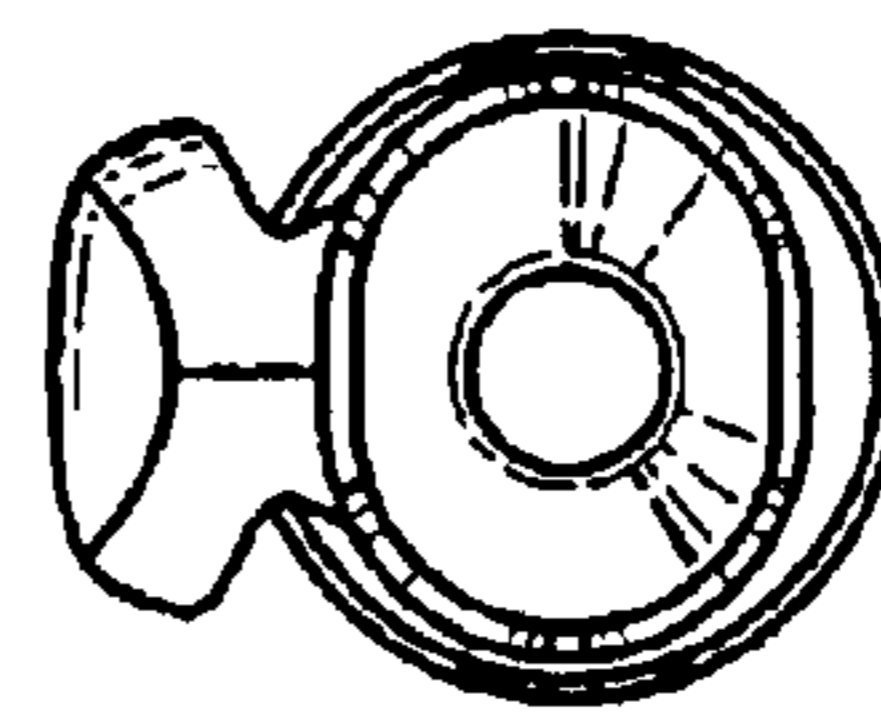
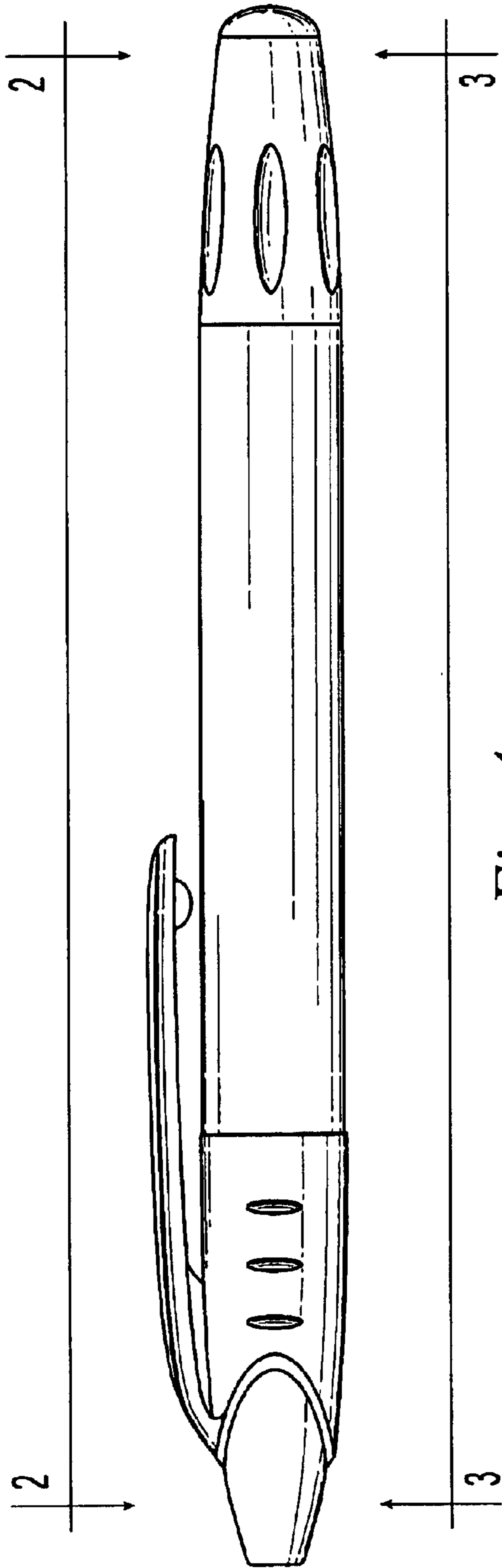


Fig. 5

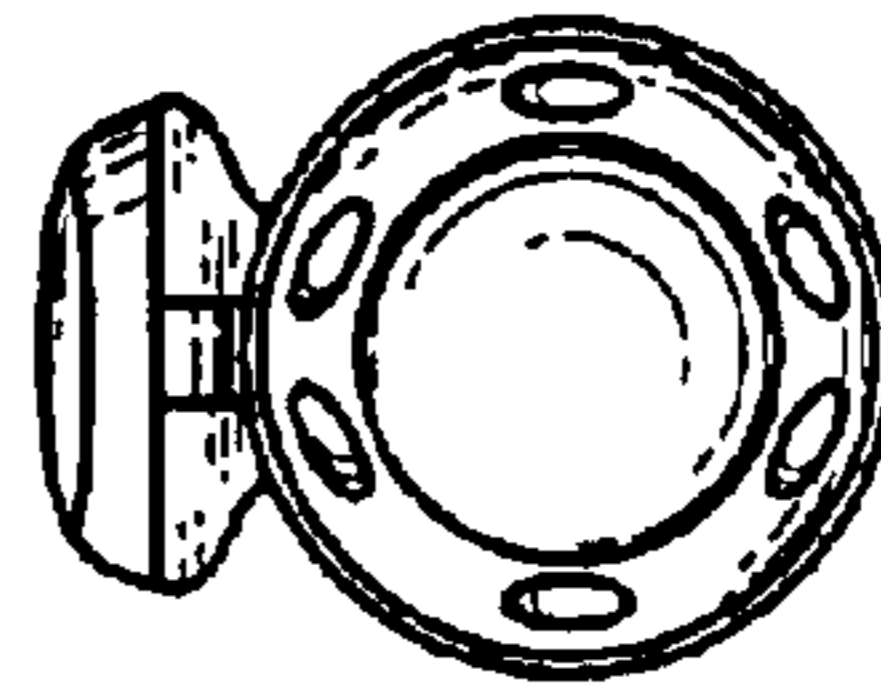


Fig. 6