



US00D499756S

(12) **United States Design Patent**
Di Pinto

(10) **Patent No.:** **US D499,756 S**

(45) **Date of Patent:** **** Dec. 14, 2004**

(54) **GUITAR**

(76) **Inventor:** **Chris Di Pinto**, 631 N. 2nd St.,
Philadelphia, PA (US) 19123

(**) **Term:** **14 Years**

(21) **Appl. No.:** **29/188,689**

(22) **Filed:** **Aug. 22, 2003**

(51) **LOC (7) Cl.** **17-03**

(52) **U.S. Cl.** **D17/14**

(58) **Field of Search** D17/14-15, 99,
D17/17-21, 1, 22-23; D21/405, 410, 599,
769-770; 84/274, 275, 9, 267-270, 298-299,
290-291, 294, 453, 284, 285, 402-405,
743

(56) **References Cited**

U.S. PATENT DOCUMENTS

4,635,522 A	*	1/1987	Excellente	84/291
D293,119 S	*	12/1987	Powers	D17/20
D293,331 S	*	12/1987	Erlewine et al.	D17/14
D293,332 S	*	12/1987	Wintz	D17/14

D299,650 S	*	1/1989	Mitchell	D14/162
D356,592 S	*	3/1995	Huskey	D17/14
D410,670 S	*	6/1999	Medley	D17/20
D475,396 S	*	6/2003	Coppola	D17/14

* cited by examiner

Primary Examiner—Ruth McInroy

(74) *Attorney, Agent, or Firm*—Dante C. Rohr

(57) **CLAIM**

I claim the ornamental design for a guitar, as shown and described.

DESCRIPTION

FIG. 1 is a front perspective view of a guitar showing my new design;

FIG. 2 is a rear view thereof;

FIG. 3 is a left side view thereof;

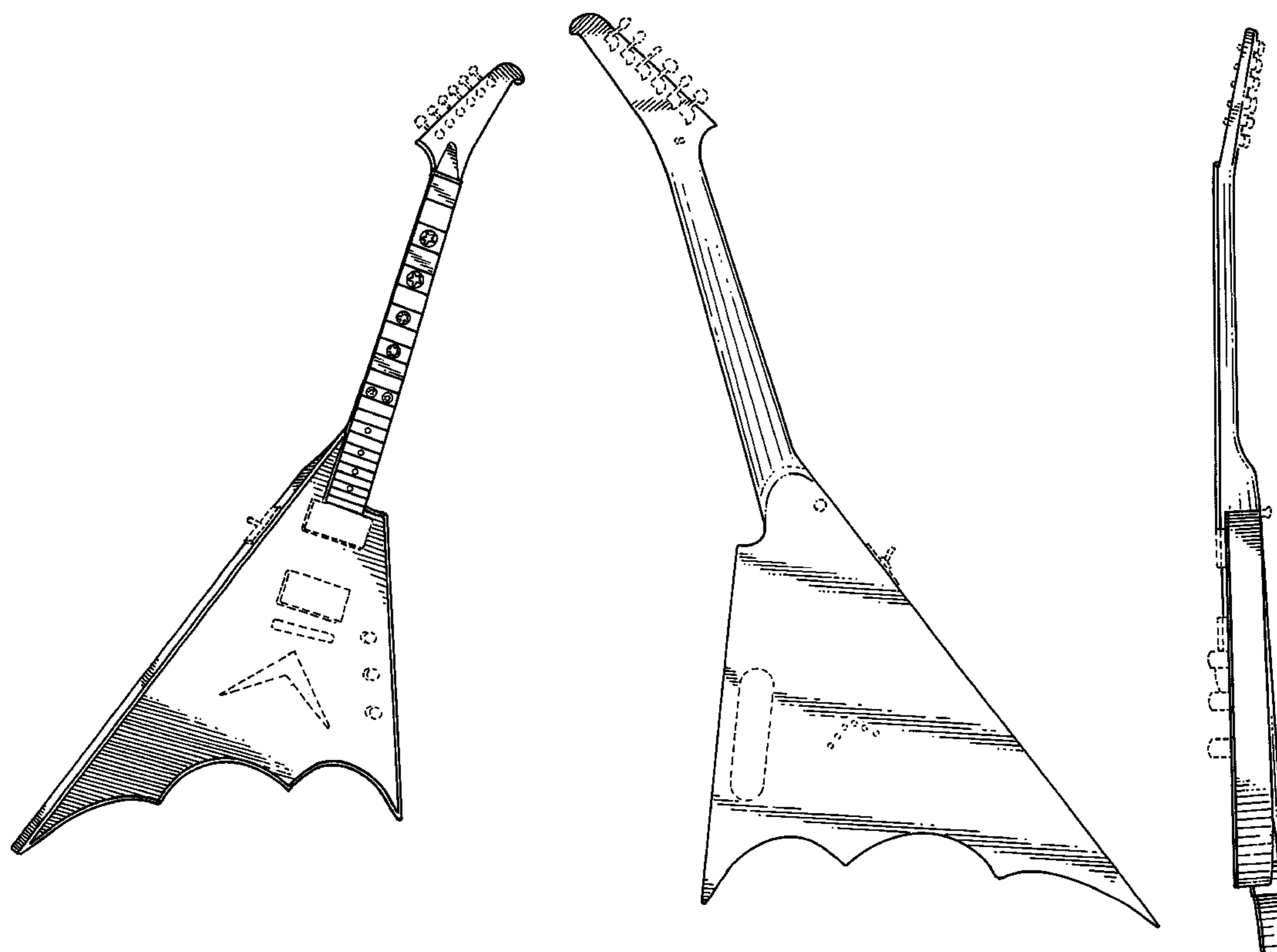
FIG. 4 is a right side view thereof;

FIG. 5 is a top view thereof; and,

FIG. 6 is a bottom view thereof.

The details shown in broken lines are for illustrative purposes only and form no part of the claimed design.

1 Claim, 5 Drawing Sheets



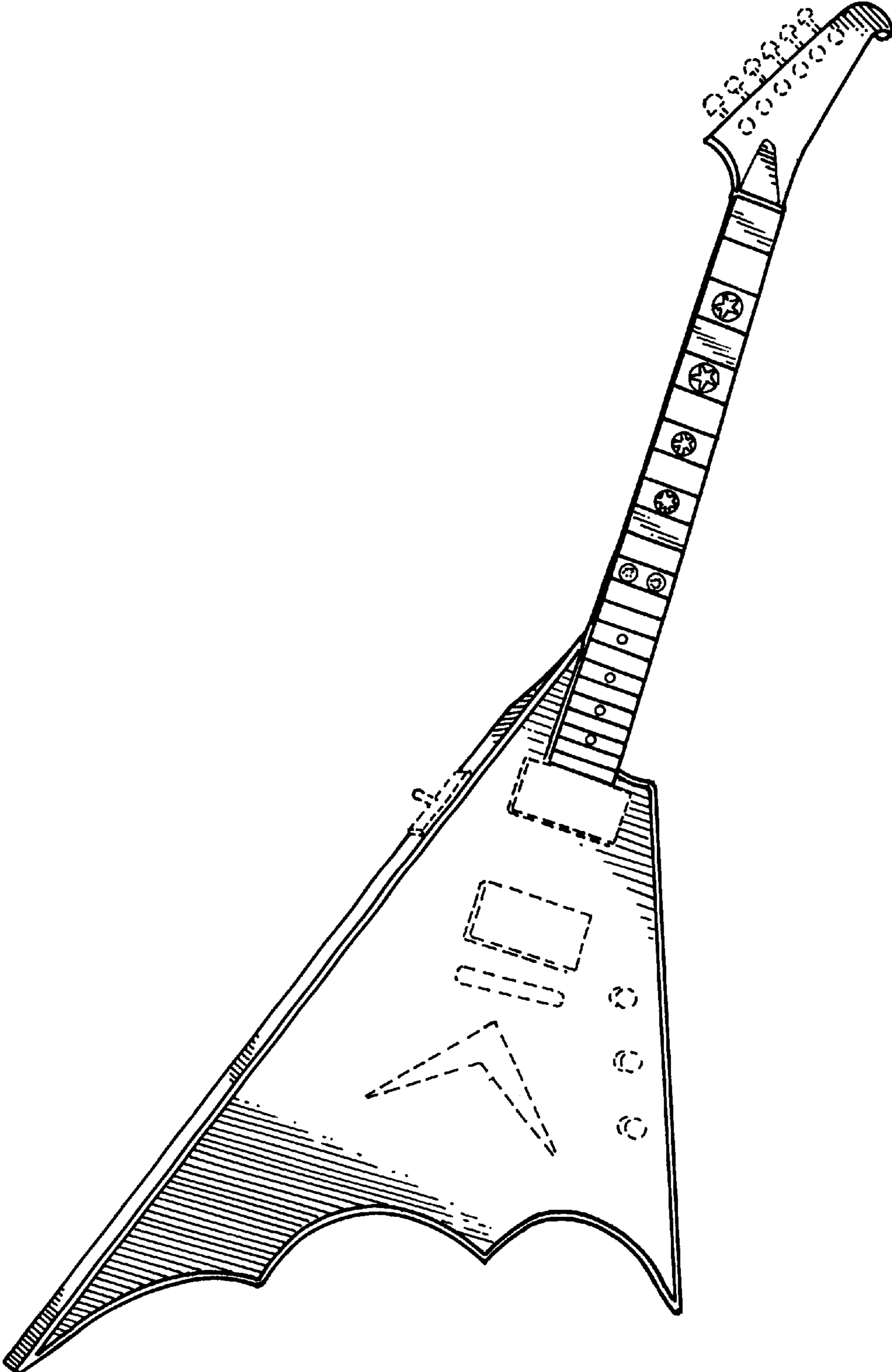


FIG. 1

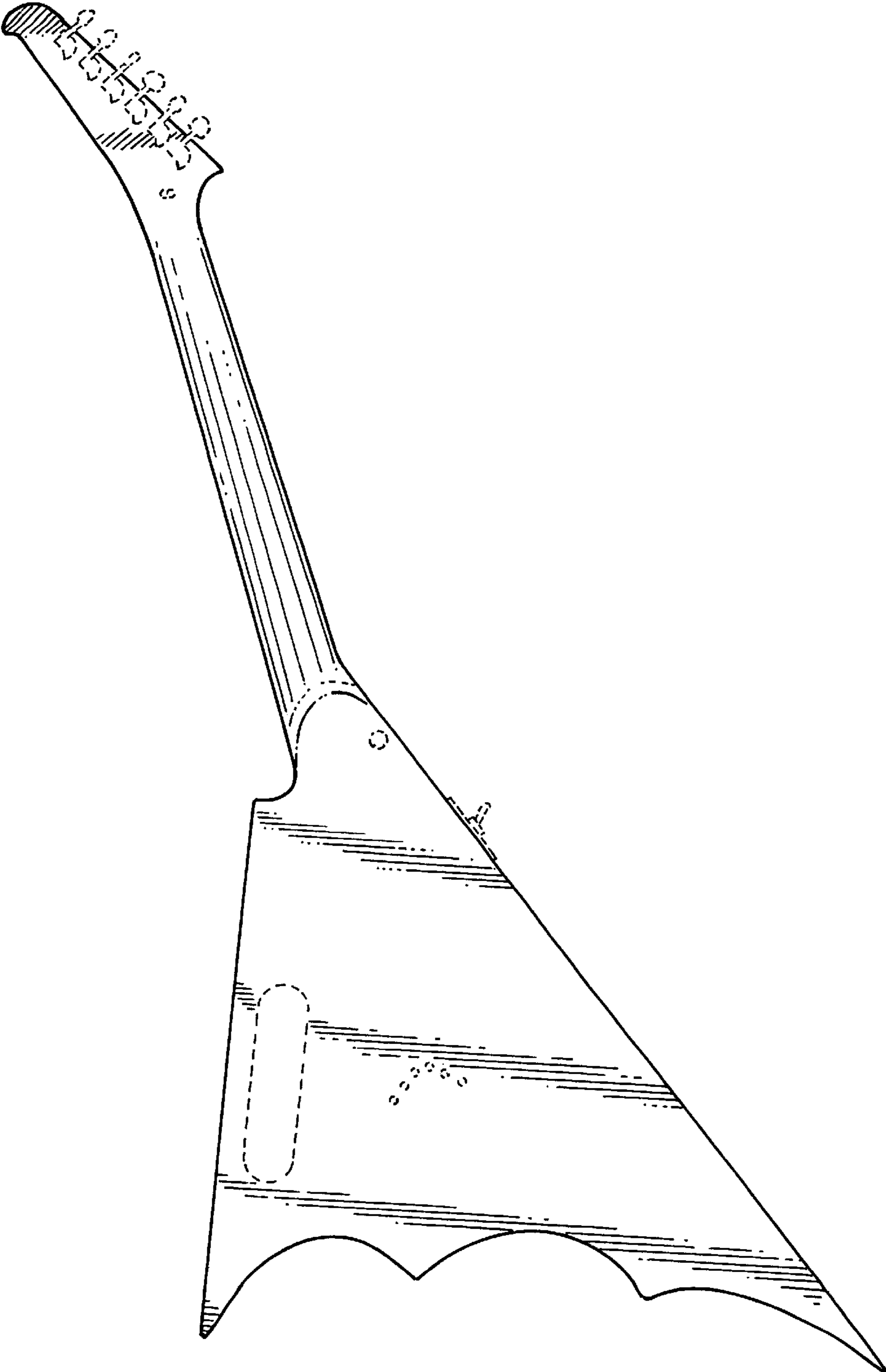


FIG. 2



FIG. 3

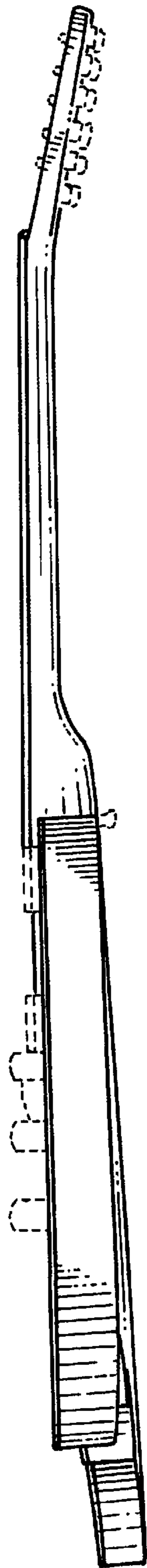


FIG.4

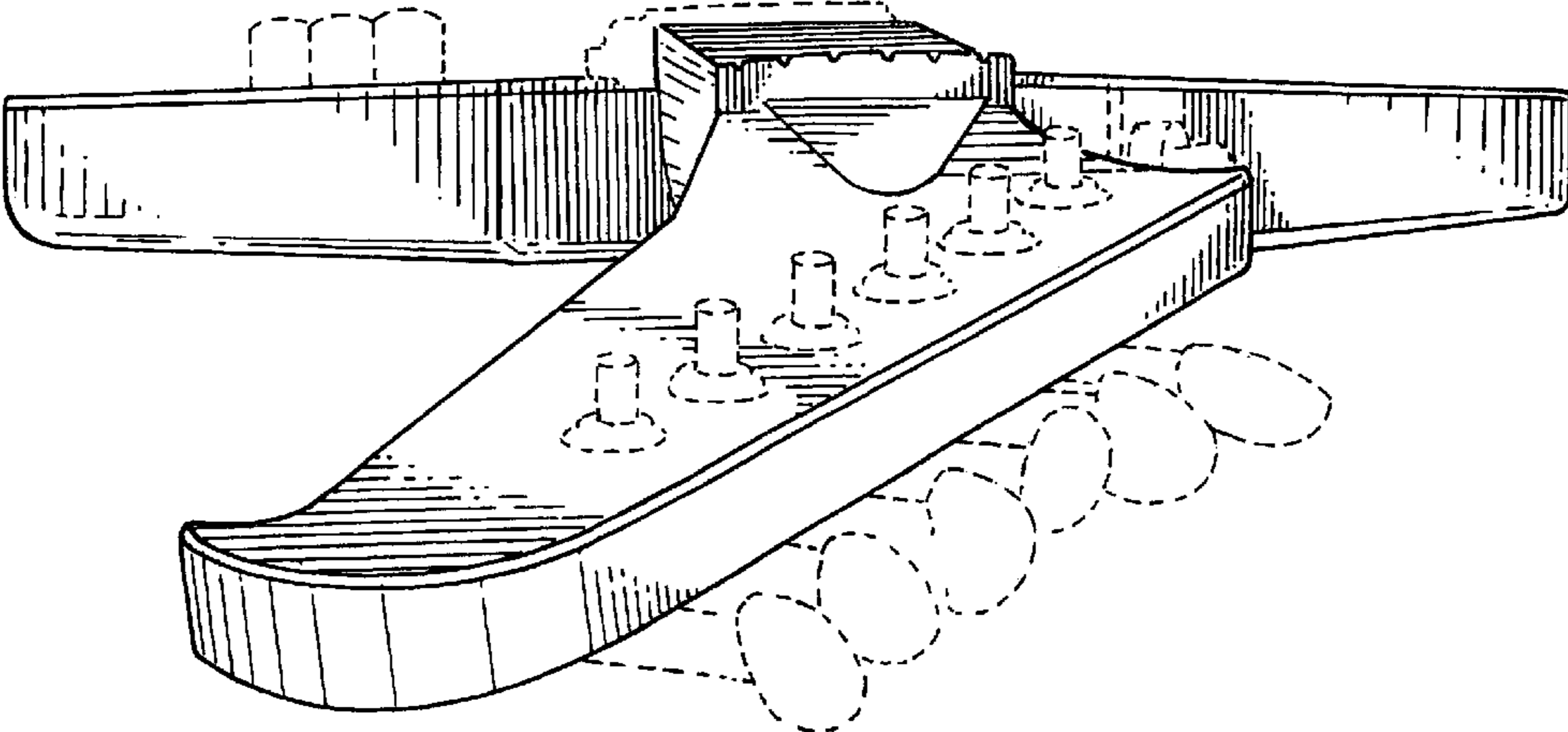


FIG. 5

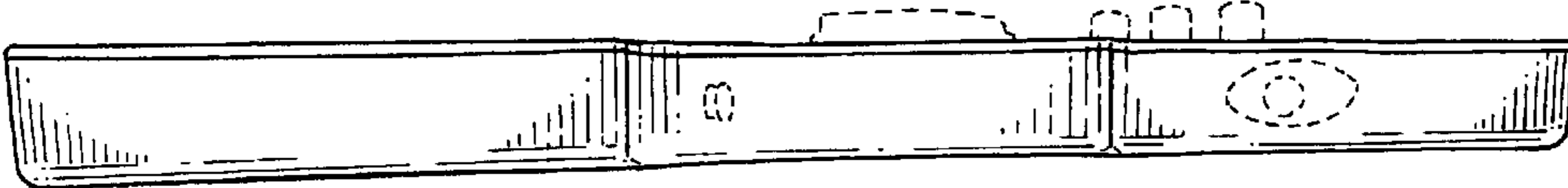


FIG. 6