

US00D499750S

(12) **United States Design Patent**  
**Mistry et al.**

(10) **Patent No.:** **US D499,750 S**

(45) **Date of Patent:** **\*\* Dec. 14, 2004**

(54) **FRONT GRILL OF A TRACTOR**

(75) Inventors: **Dharmesh H. Mistry, Mumbai (IN);  
Rajendra N. Mohite, Mumbai (IN);  
Sanjay A. Gaigawale, Mumbai (IN)**

(73) Assignee: **Mahindra & Mahindra Ltd., Mumbai (IN)**

(\*\*) **Term: 14 Years**

(21) **Appl. No.: 29/178,523**

(22) **Filed: Mar. 27, 2003**

**Related U.S. Application Data**

(63) Continuation-in-part of application No. 29/174,313, filed on Jan. 15, 2003, now Pat. No. Des. 489,381.

(51) **LOC (7) Cl. .... 15-03**

(52) **U.S. Cl. .... D15/31**

(58) **Field of Search** ..... D15/10, 22-26,  
D15/28, 31, 33; 180/69.2, 78, 90, 89.1,  
89.12, 900; 56/134, 16.7, 20.2, 320.1, 320.2,  
255, 13.3, 13.4

(56) **References Cited**

**U.S. PATENT DOCUMENTS**

3,057,428 A \* 10/1962 Johnson ..... 180/69.2  
D200,302 S \* 2/1965 Lorenz ..... D15/23

D203,164 S \* 12/1965 Stortz ..... D15/23  
D258,509 S \* 3/1981 Funabashi ..... D15/23  
D258,824 S \* 4/1981 Funabashi ..... D15/23  
D261,141 S \* 10/1981 Takahashi et al. .... D15/23  
D306,301 S \* 2/1990 Funabashi et al. .... D15/23  
D312,465 S \* 11/1990 Yaguchi et al. .... D15/23  
D352,723 S \* 11/1994 DeBaal et al. .... D15/31  
D354,786 S \* 1/1995 Manning et al. .... D21/748  
D378,755 S \* 4/1997 Kato et al. .... D15/23  
D463,805 S \* 10/2002 Witte et al. .... D15/23  
D489,381 S \* 5/2004 Mistry et al. .... D15/23

\* cited by examiner

*Primary Examiner*—Mitchell Siegel

(74) *Attorney, Agent, or Firm*—Schweitzer Cornman Gross & Bondell LLP

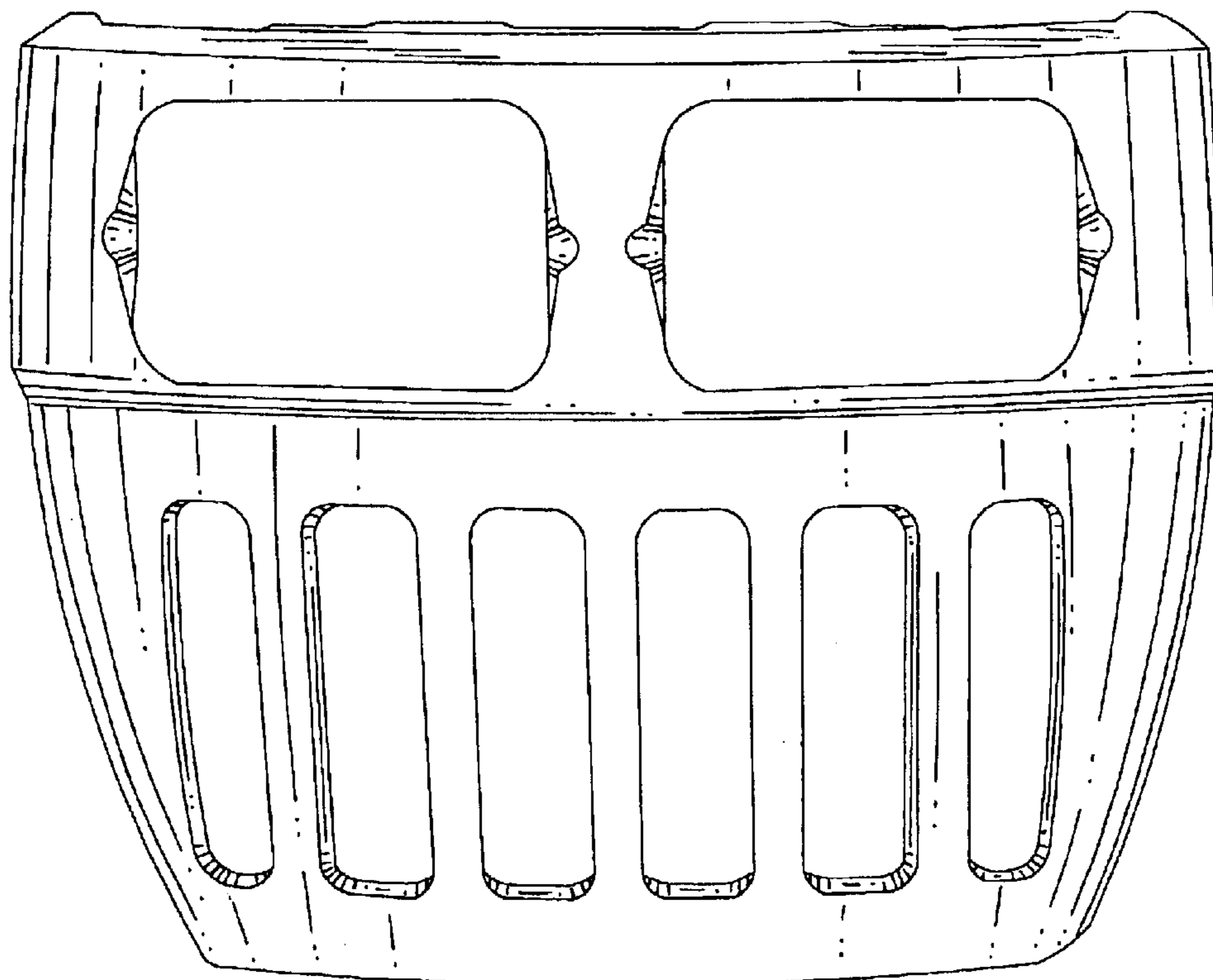
(57) **CLAIM**

The ornamental design for a front grill of a tractor, as shown and described.

**DESCRIPTION**

FIG. 1 is a front perspective view of our new front grill of a tractor design;  
FIG. 2 is a top perspective view thereof;  
FIG. 3 is a right side perspective view thereof;  
FIG. 4 is a left side perspective view thereof;  
FIG. 5 is a rear perspective view thereof; and,  
FIG. 6 is a bottom perspective view thereof.

**1 Claim, 3 Drawing Sheets**



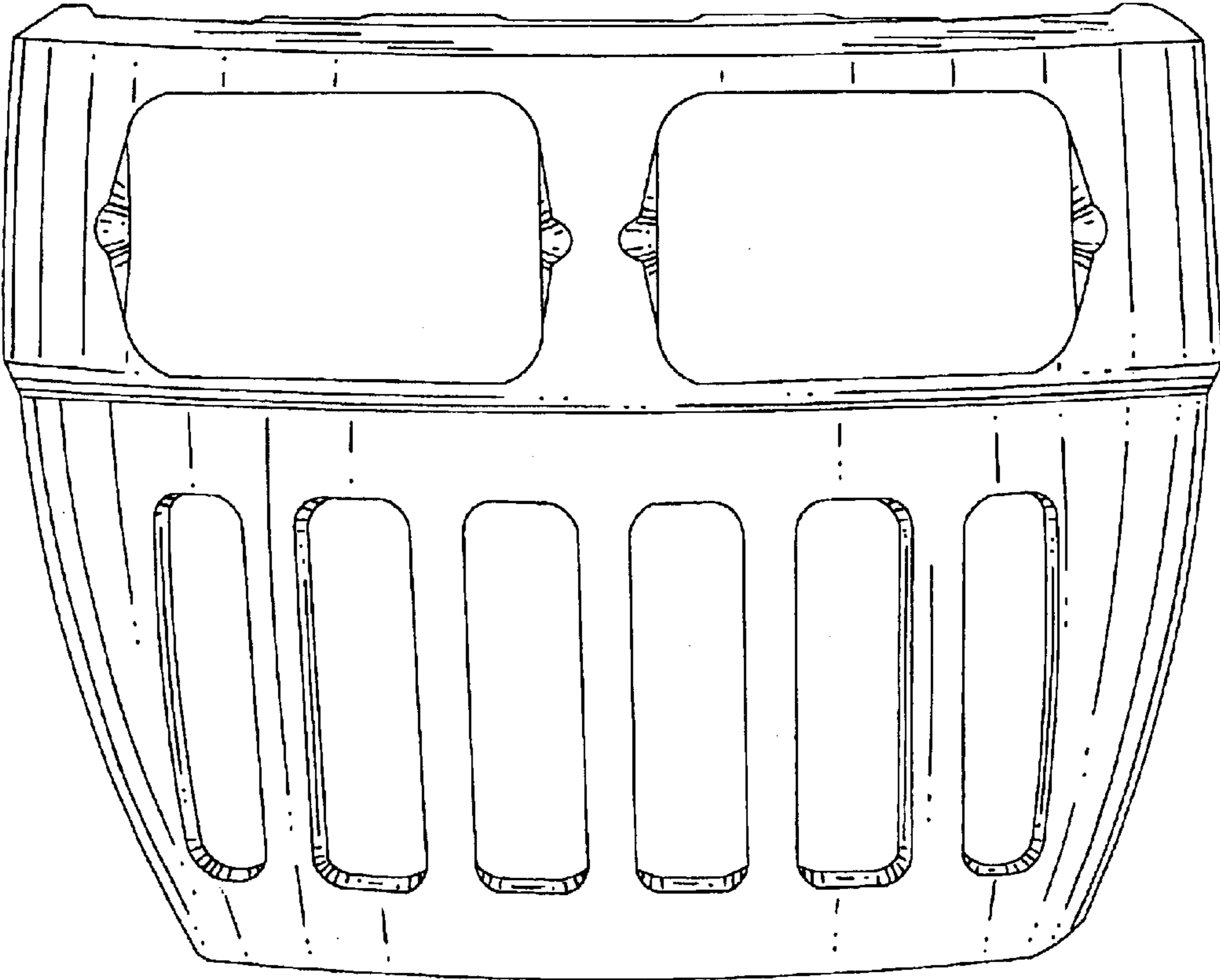


FIG. 1

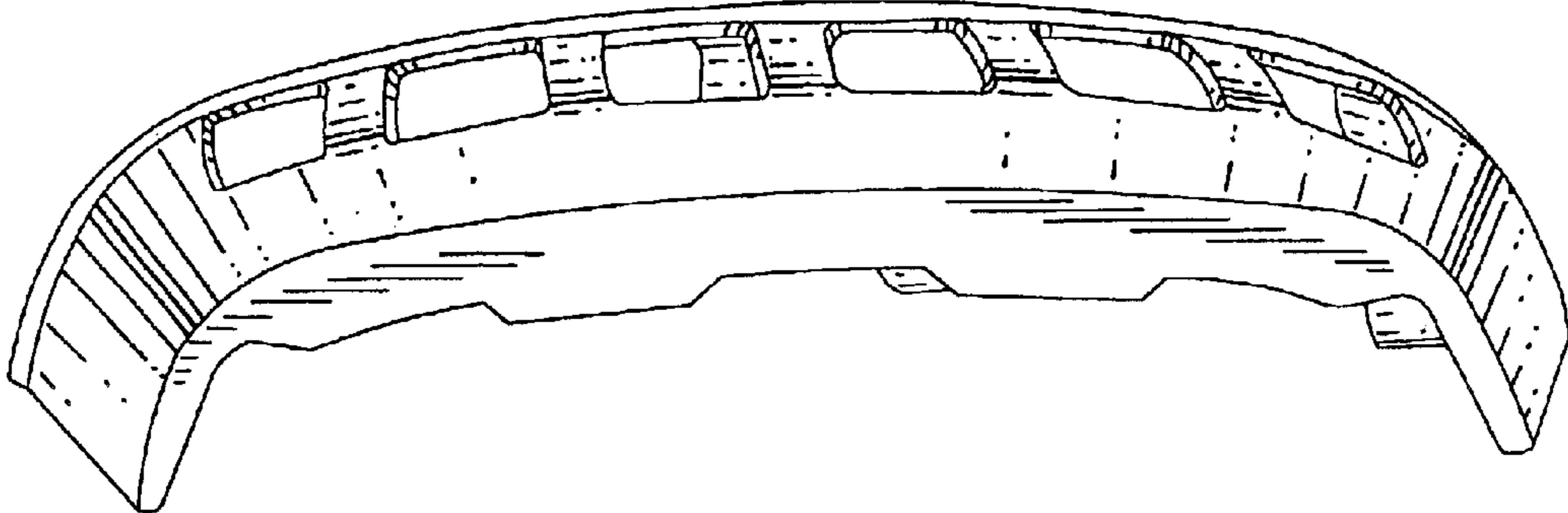


FIG. 2

FIG. 4

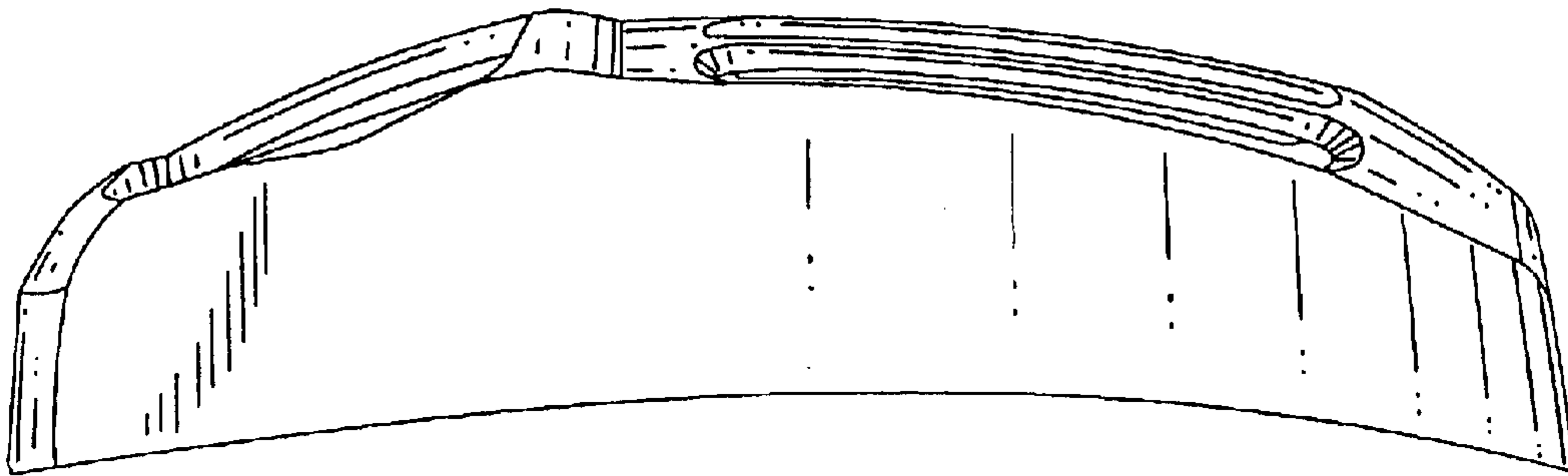
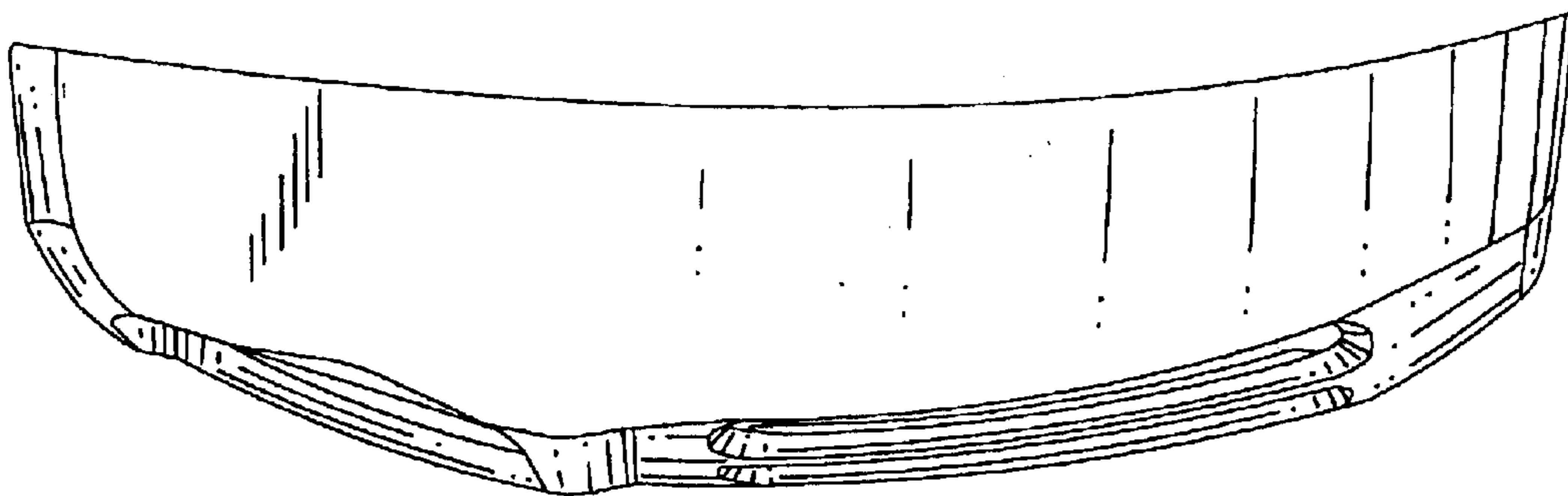


FIG. 3



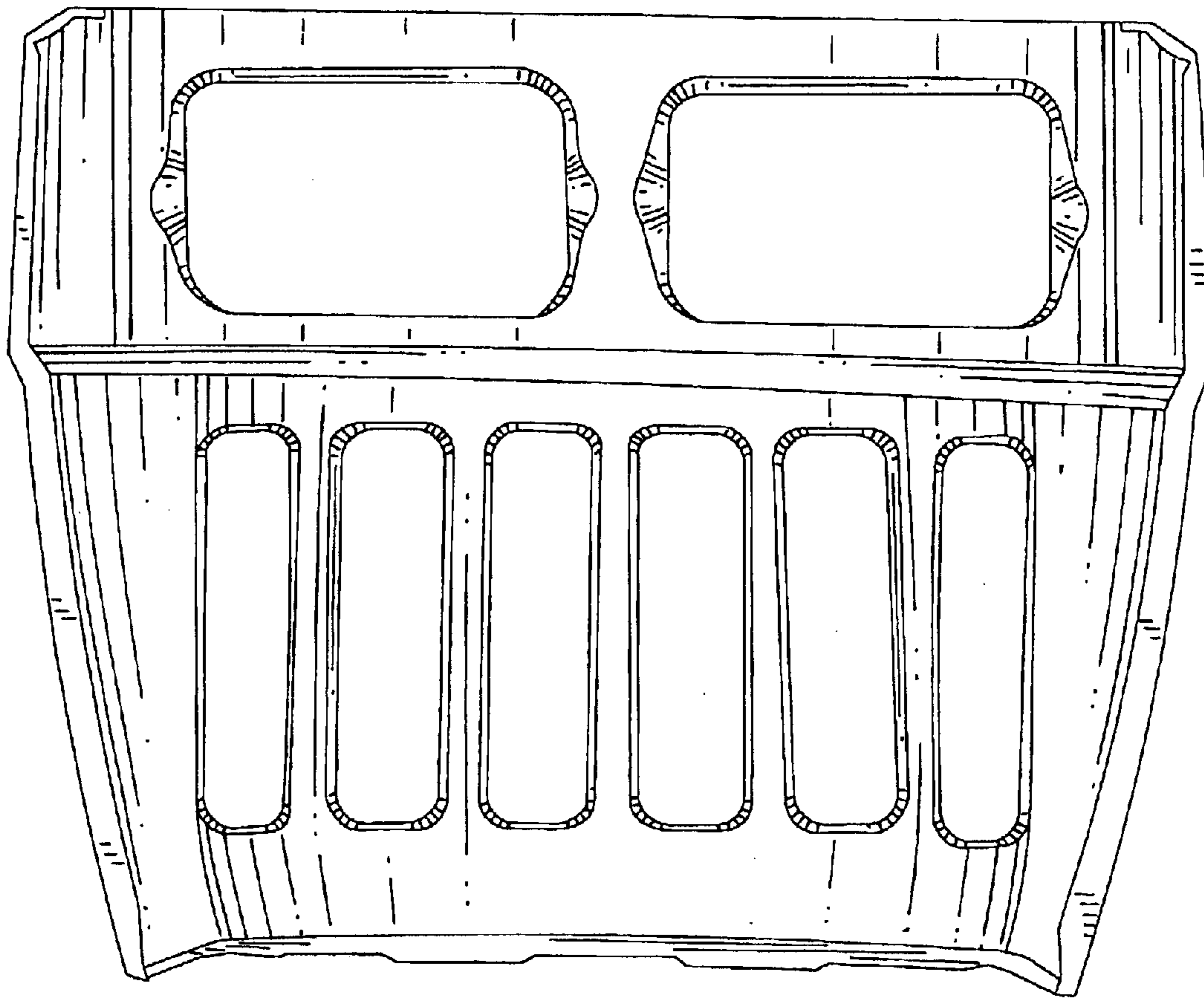


FIG. 5

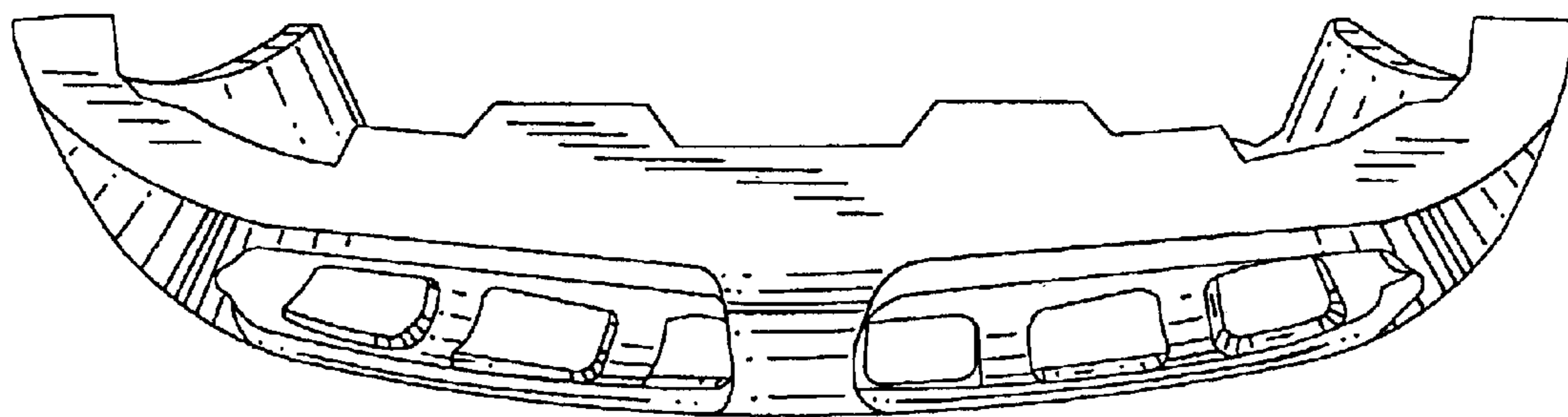


FIG. 6