

US00D499722S

(12) **United States Design Patent**
Widiaman

(10) **Patent No.:** **US D499,722 S**

(45) **Date of Patent:** **** Dec. 14, 2004**

- (54) **BACK COVER FOR A HANDSET**
- (75) **Inventor:** **Rudy Widiaman**, Woodland Hills, CA (US)
- (73) **Assignee:** **Nokia Corporation**, Espoo (FI)
- (**) **Term:** **14 Years**
- (21) **Appl. No.:** **29/182,430**
- (22) **Filed:** **May 28, 2003**
- (51) **LOC (7) Cl.** **14-03**
- (52) **U.S. Cl.** **D14/248**
- (58) **Field of Search** D14/137, 240, D14/138, 218, 147-148, 247-249, 144, 191, 341-347; 379/433.01-433.13, 419, 434, 428.01-428.04, 420.01-420.04, 440, 368-370; D10/65, 78, 37, 126; 455/550.1-90.3; D21/517, 329, 331, 333; D13/168, 103, 119; D18/2, 7

- D474,167 S * 5/2003 Lee et al. D14/138
- D475,034 S * 5/2003 Arbisi et al. D14/138
- D476,634 S * 7/2003 Lehtonen D14/138
- D481,691 S * 11/2003 Vuolteenaho D14/138
- D481,716 S * 11/2003 He et al. D14/248
- D482,683 S * 11/2003 Burns et al. D14/248
- D482,684 S * 11/2003 Pottie et al. D14/248
- D484,108 S * 12/2003 Majanen D14/138
- D484,475 S * 12/2003 Sheu D14/138
- D484,861 S * 1/2004 Lee et al. D14/138
- D485,247 S * 1/2004 Wang et al. D14/138
- D489,364 S * 5/2004 Salmi D14/248
- D490,409 S * 5/2004 Mehandjiysky D14/248
- D490,412 S * 5/2004 Sheu D14/248
- D491,544 S * 6/2004 Kolinen D14/138
- D491,545 S * 6/2004 Widiaman et al. D14/138
- D492,274 S * 6/2004 Widiaman D14/138

* cited by examiner

Primary Examiner—Jeffrey Asch
(74) *Attorney, Agent, or Firm*—Banner & Witcoff, Ltd.

(57) **CLAIM**

The ornamental design for a back cover for a handset, as shown and described.

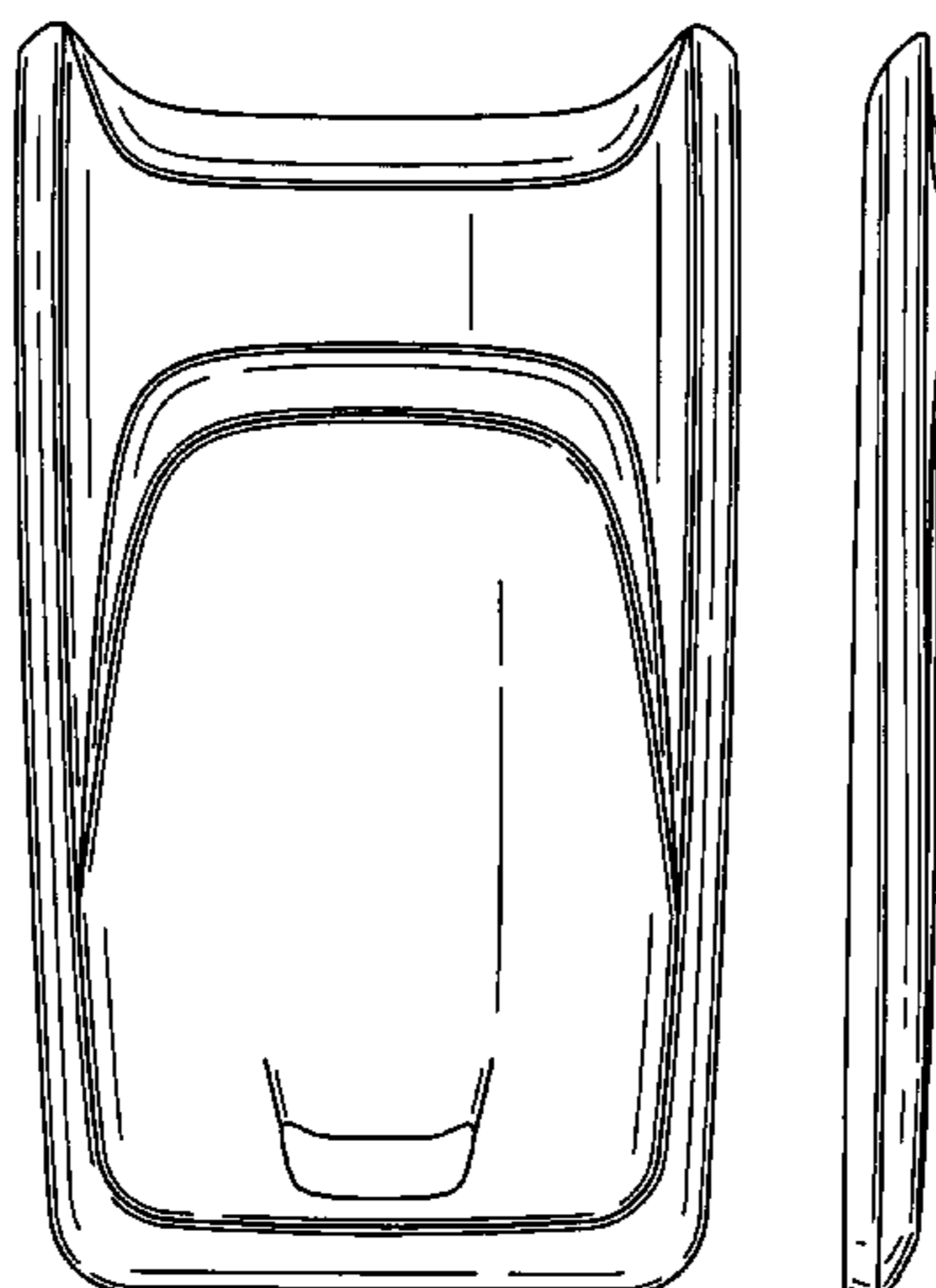
(56) **References Cited**
U.S. PATENT DOCUMENTS

- D403,658 S * 1/1999 Nuovo et al. D13/103
- D407,368 S * 3/1999 Mason D13/119
- D413,325 S * 8/1999 Lee D14/138
- D420,351 S * 2/2000 Waldner D14/138
- D421,957 S * 3/2000 Waldner D13/103
- D425,906 S * 5/2000 Finkbeiner D14/248
- D427,563 S * 7/2000 Waldner D13/103
- D434,410 S * 11/2000 Frye et al. D14/248
- D434,742 S * 12/2000 Elkins et al. D14/138
- D440,951 S * 4/2001 Kolinen D14/138
- D451,913 S * 12/2001 Vuolteenaho et al. D14/248
- D453,930 S * 2/2002 Vuolteenaho et al. D14/248
- D455,136 S * 4/2002 Miyazawa et al. D14/138
- D458,239 S * 6/2002 Shim et al. D14/138
- D458,595 S * 6/2002 Yin et al. D14/138
- D459,345 S * 6/2002 Vuolteenaho et al. D14/248
- D460,944 S * 7/2002 Ahlgren D13/119
- D462,071 S * 8/2002 Ruohonen D14/248
- 6,434,407 B1 * 8/2002 Cook 455/569.1
- D465,486 S * 11/2002 Lee D14/341
- D470,117 S * 2/2003 Langford D14/138

DESCRIPTION

FIG. 1 is a bottom plan view of a back cover for a handset showing my new design;
 FIG. 2 is a right side view thereof;
 FIG. 3 is a front view thereof;
 FIG. 4 is a left side view thereof;
 FIG. 5 is a perspective front view thereof;
 FIG. 6 is a bottom plan view of a back cover for a handset in FIGS. 1-5 showing my new design in an environment of a handset;
 FIG. 7 is a right side view thereof;
 FIG. 8 is a front view thereof;
 FIG. 9 is a left side view thereof; and,
 FIG. 10 is a perspective front view thereof.
 The broken line showing of the remainder of the handset in FIGS. 6-10 is for illustrative purposes only and forms no part of the claimed design.

1 Claim, 5 Drawing Sheets






FIG. 1

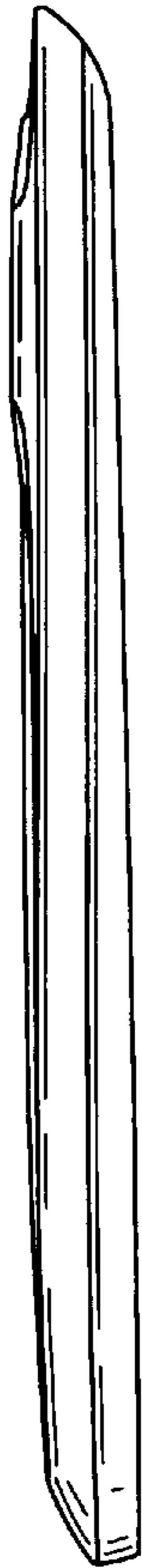


FIG. 2

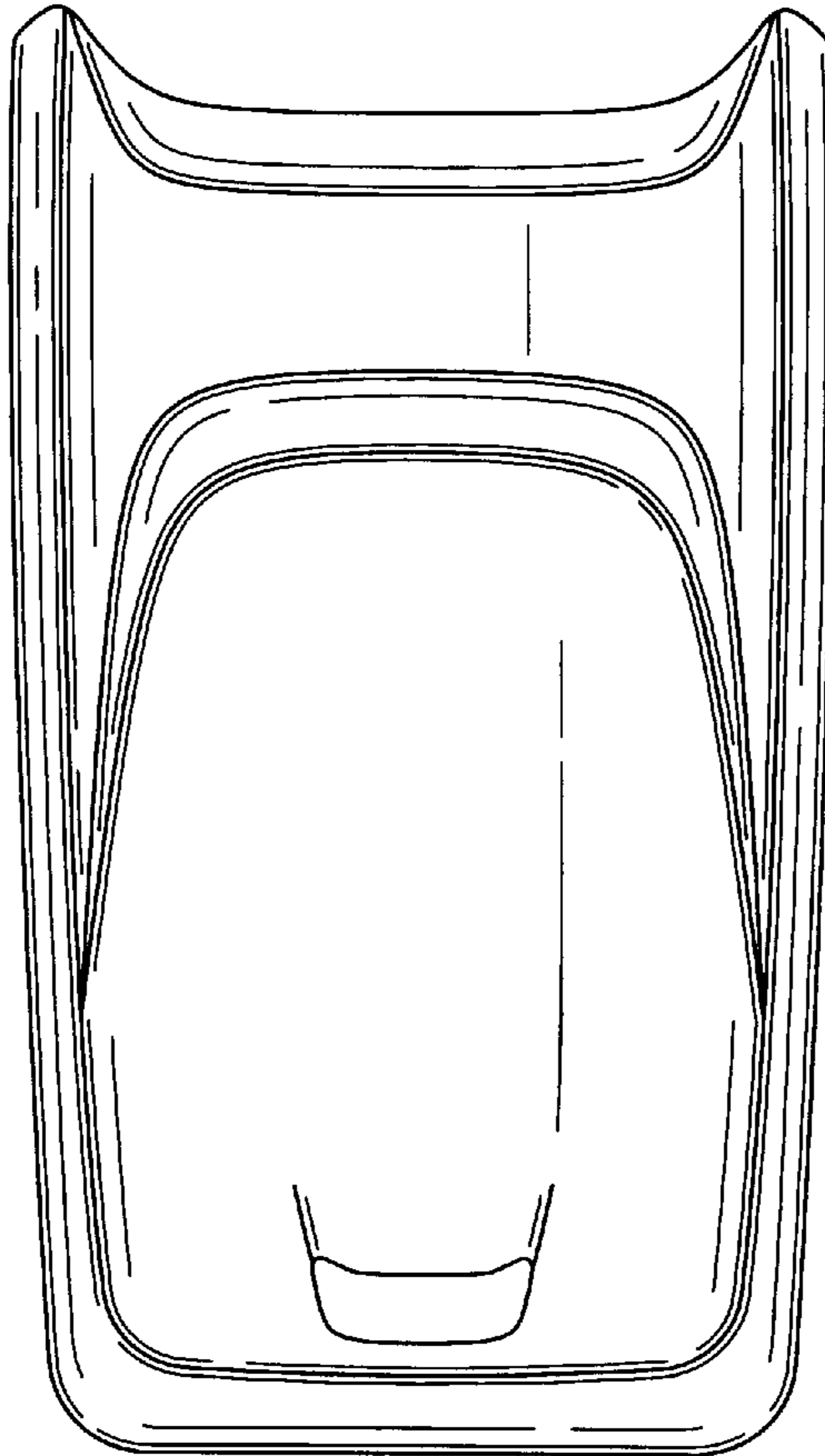


FIG. 3




FIG. 4

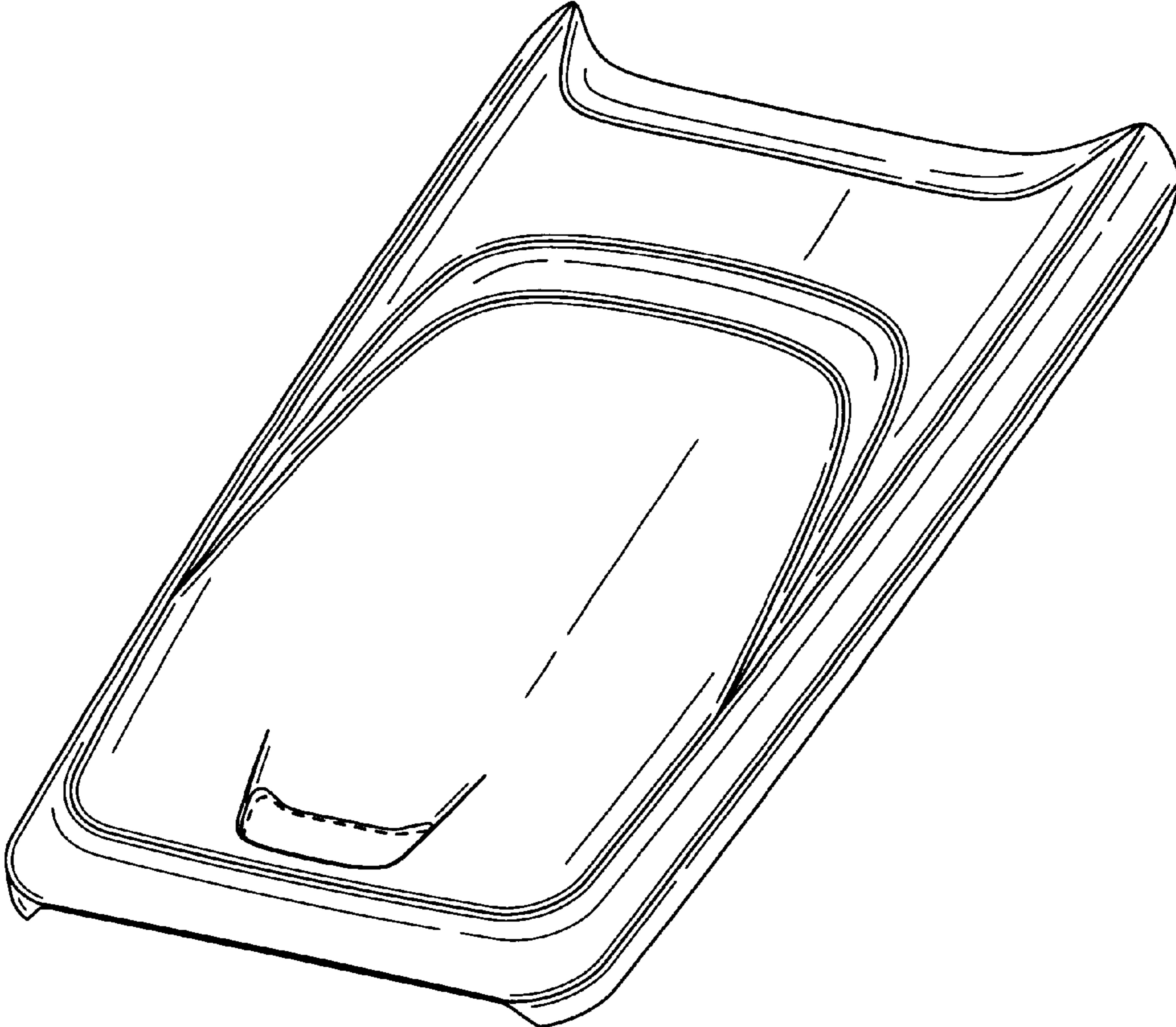


FIG. 5

FIG. 6


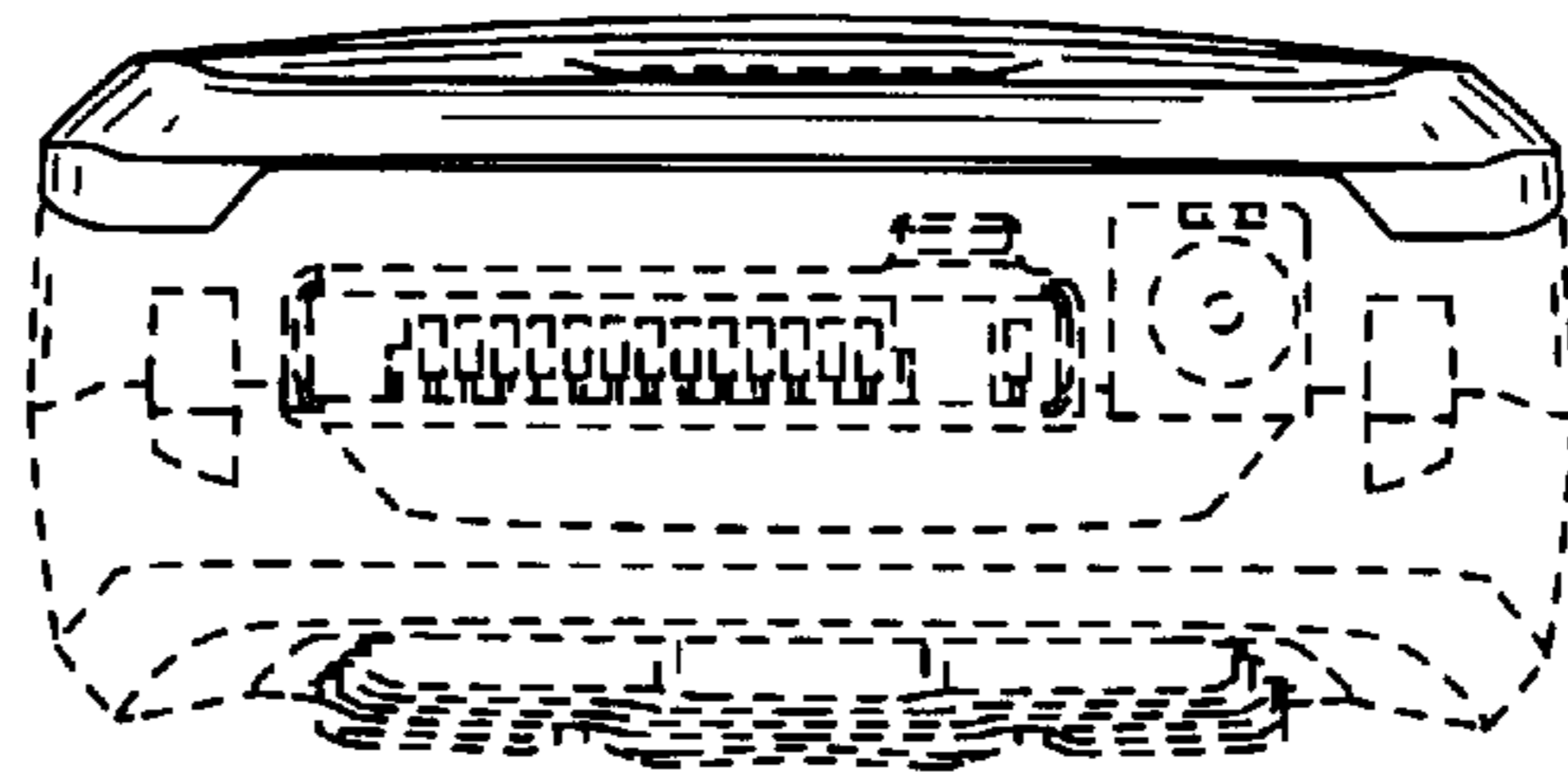


FIG. 7

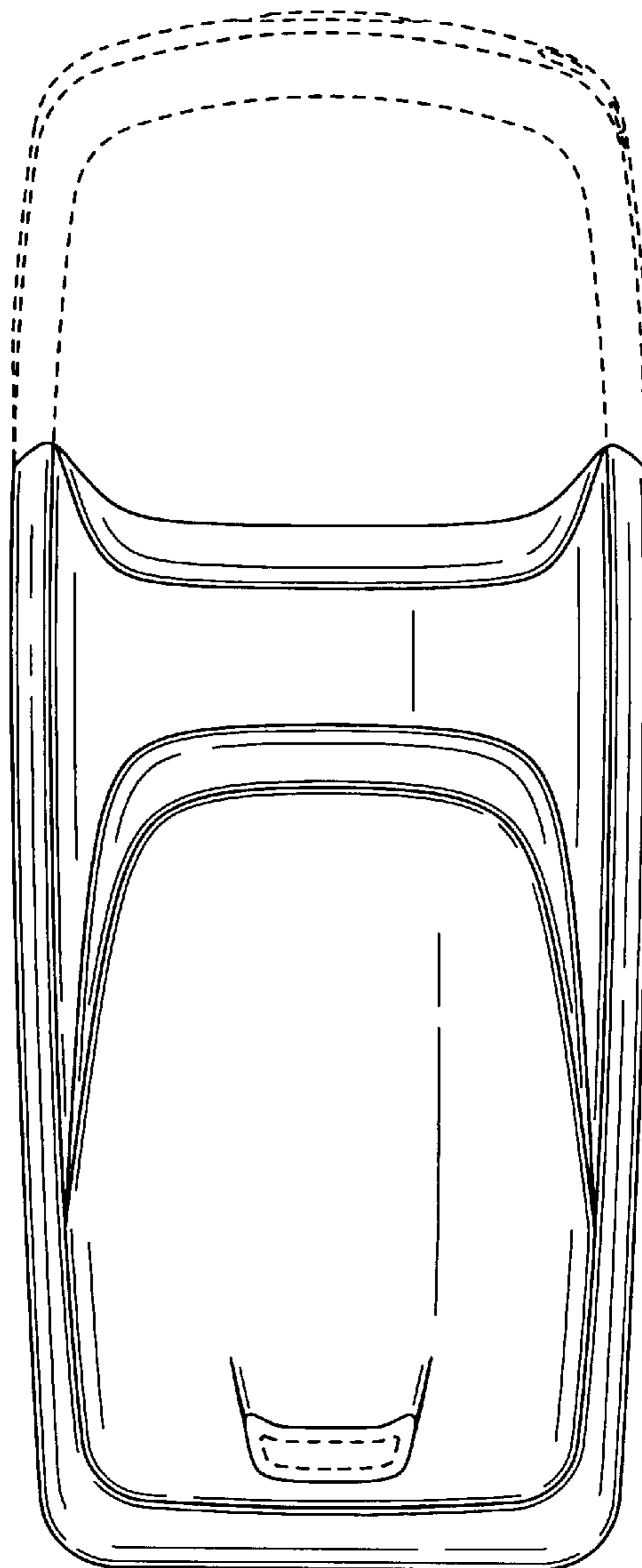


FIG. 8




FIG. 9

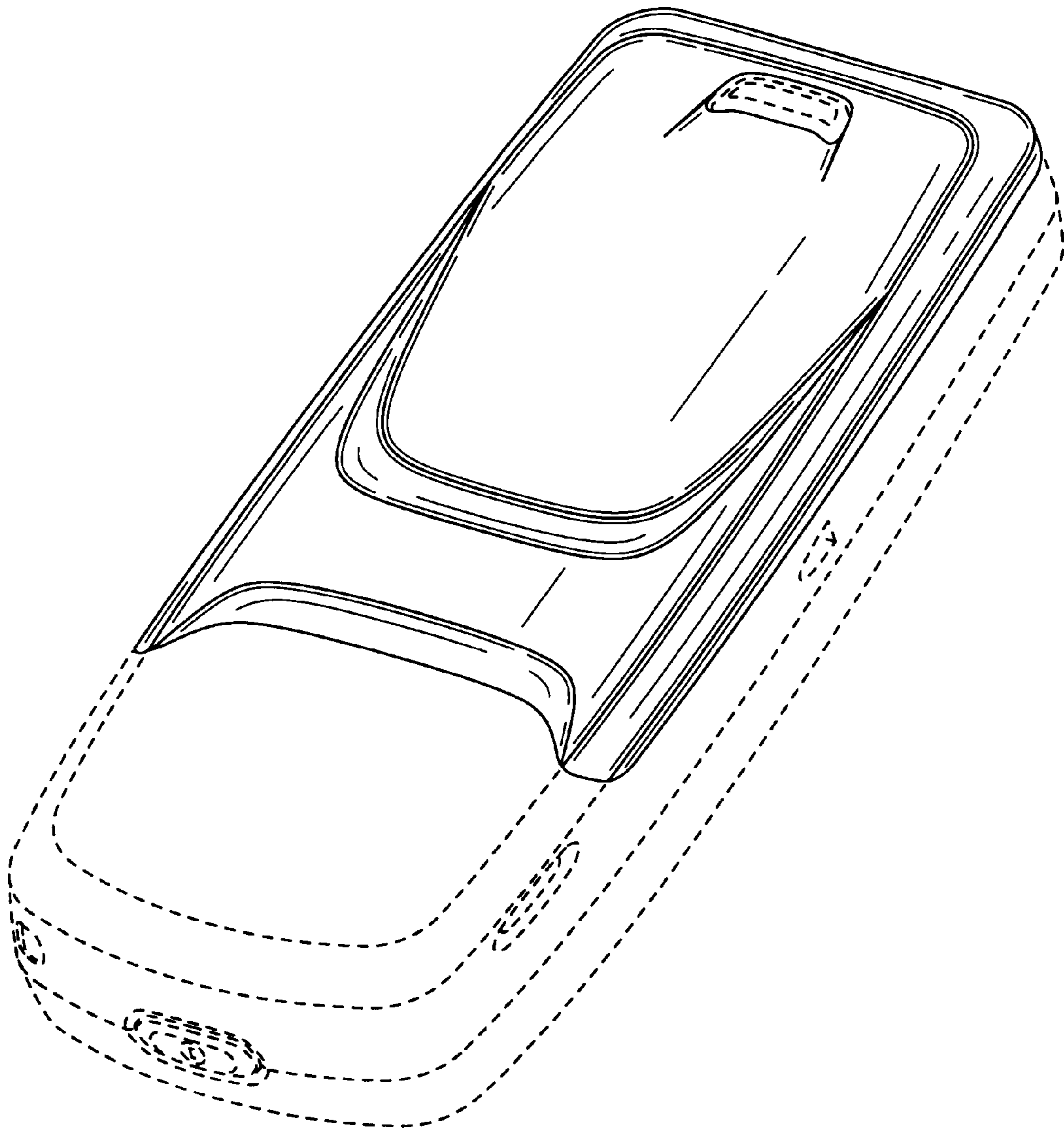


FIG. 10