



US00D499708S

(12) **United States Design Patent**
Taylor

(10) **Patent No.:** **US D499,708 S**

(45) **Date of Patent:** **** Dec. 14, 2004**

(54) **CELLULAR PHONE**

(76) **Inventor:** **Joanie M. Taylor**, 1721 Lind Ter.,
Corona, CA (US) 92882-5129

(**) **Term:** **14 Years**

(21) **Appl. No.:** **29/172,360**

(22) **Filed:** **Dec. 7, 2002**

Related U.S. Application Data

(63) Continuation-in-part of application No. 29/162,262, filed on
Jun. 11, 2002.

(51) **LOC (7) Cl.** **14-03**

(52) **U.S. Cl.** **D14/138**

(58) **Field of Search** D14/137, 138,
D14/218, 147-148, 247-248, 144, 341-347;
379/433.01-433.13, 419, 434, 428.01-428.04,
420.01-420.04, 440; 455/550.1-90.3; D21/517

(56) **References Cited**

U.S. PATENT DOCUMENTS

D344,943 S	*	3/1994	Kajita et al.	D14/138
D345,157 S	*	3/1994	Happo et al.	D14/138
D355,184 S	*	2/1995	Yokouchi	D14/138
D356,563 S	*	3/1995	Berry	D14/138
D365,095 S	*	12/1995	Kajita	D14/138
D365,558 S	*	12/1995	Kajita et al.	D14/138
D369,597 S	*	5/1996	Yokouchi	D14/138

D373,764 S	*	9/1996	Nagele et al.	D14/138
D386,492 S	*	11/1997	Yamaguchi	D14/138
D405,445 S	*	2/1999	Phillips et al.	D14/138
D414,189 S	*	9/1999	Phillips et al.	D14/247
D423,515 S	*	4/2000	Phillips et al.	D14/247
D437,301 S	*	2/2001	Meyer	D14/138
D443,258 S	*	6/2001	Gartrell et al.	D14/138
D450,673 S	*	11/2001	Obradovich et al.	D14/138
D450,688 S	*	11/2001	Gartrell et al.	D14/247
D454,549 S	*	3/2002	Vuolteenaho et al.	D14/138
D455,739 S	*	4/2002	Vuolteenaho et al.	D14/248
D456,800 S	*	5/2002	Rade	D14/248
2002/0048385 A1	*	4/2002	Rosenberg	381/374

* cited by examiner

Primary Examiner—Jeffrey Asch

(74) *Attorney, Agent, or Firm*—Willie Krawitz

(57) **CLAIM**

The ornamental design for a cellular phone, as shown and described.

DESCRIPTION

FIG. 1 is an upper plan view of a cellular phone, showing my design;

FIG. 2 is a front end elevation view thereof.

FIG. 3 is a rear elevation view thereof;

FIG. 4 is a left side elevation view thereof;

FIG. 5 is a right side elevation view thereof; and,

FIG. 6 is a bottom plan view thereof.

1 Claim, 1 Drawing Sheet

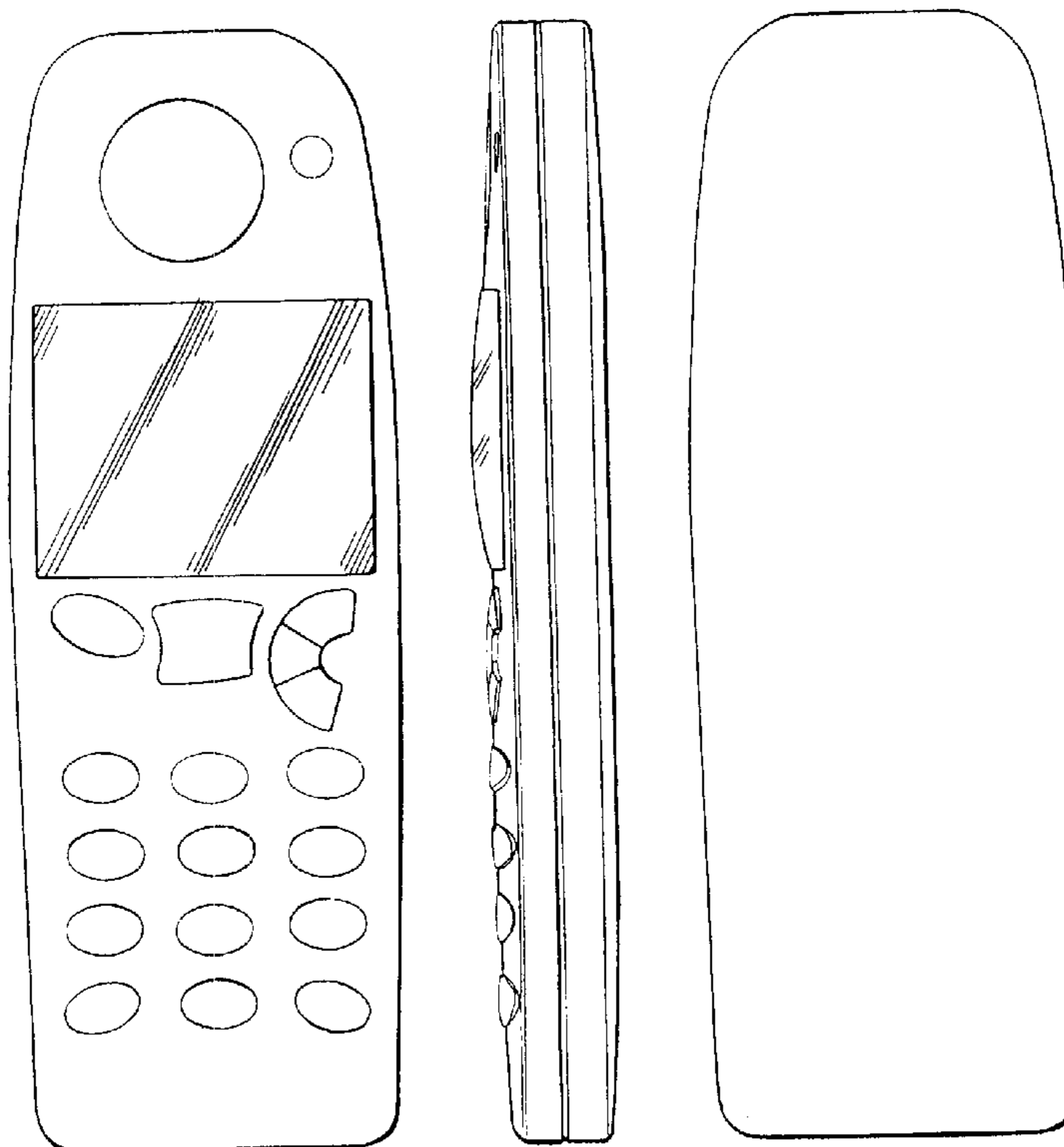


FIG. 2

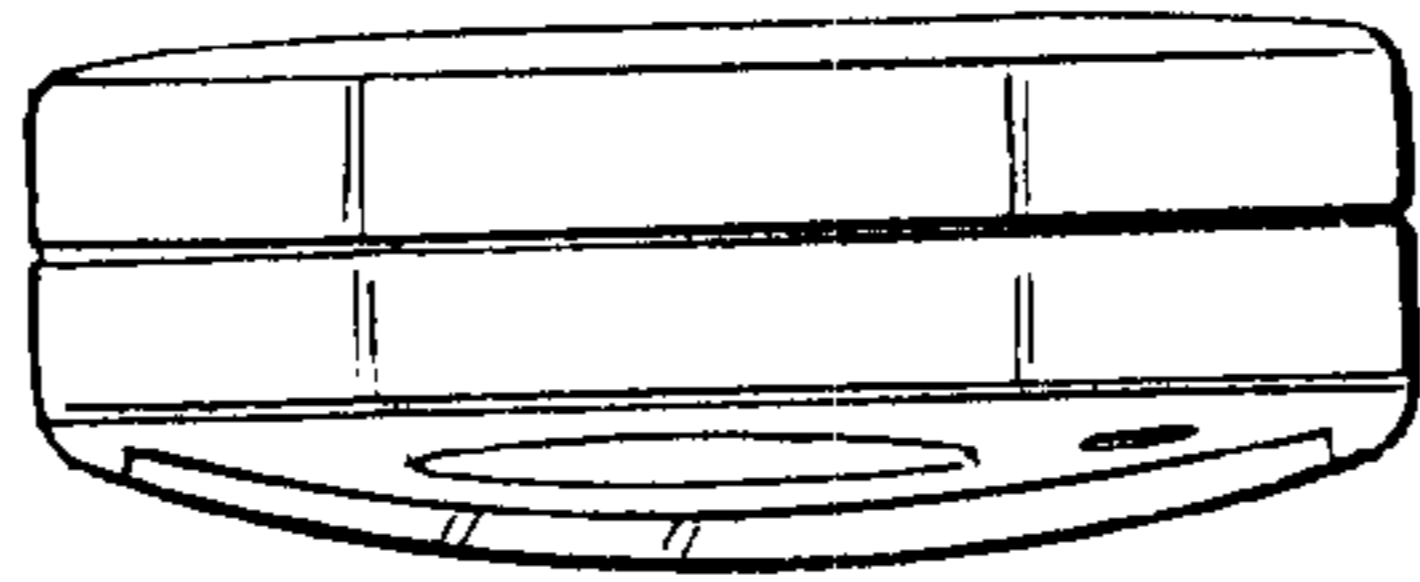


FIG. 4

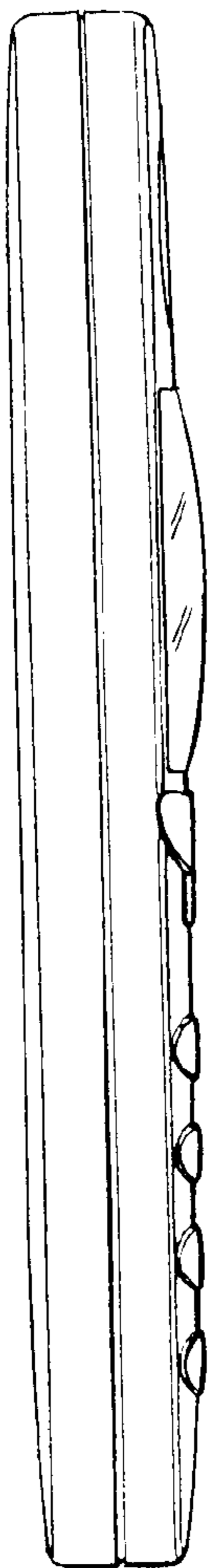


FIG. 1

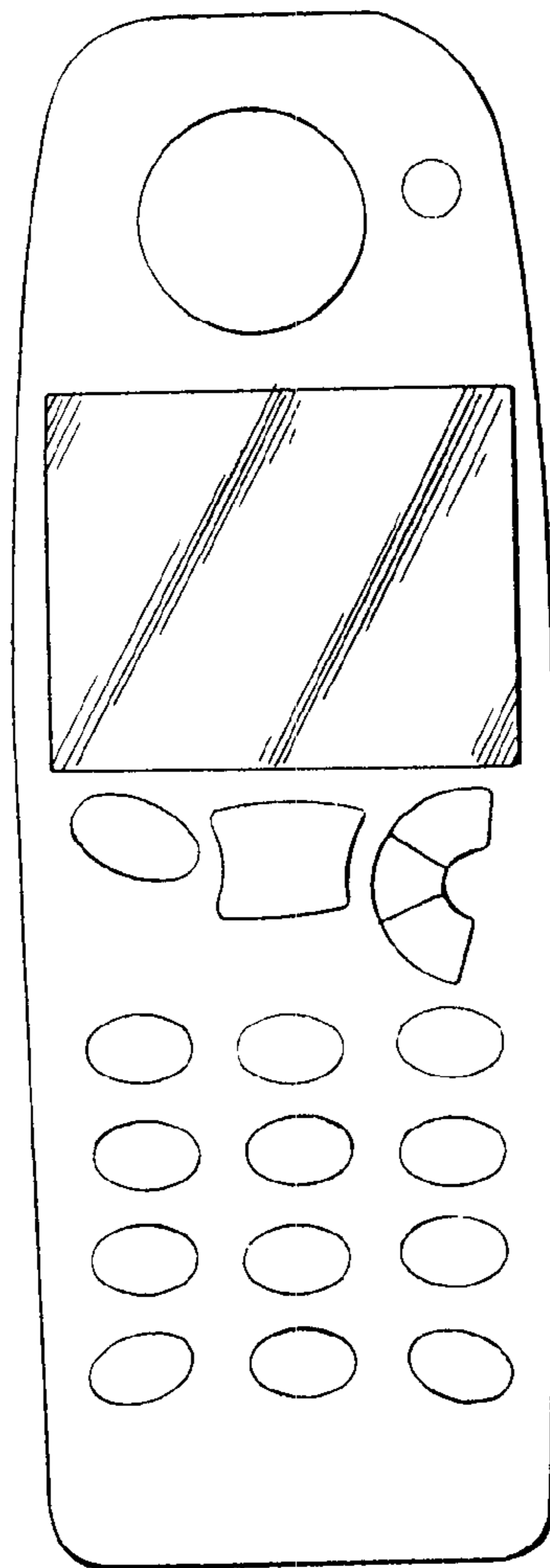


FIG. 5

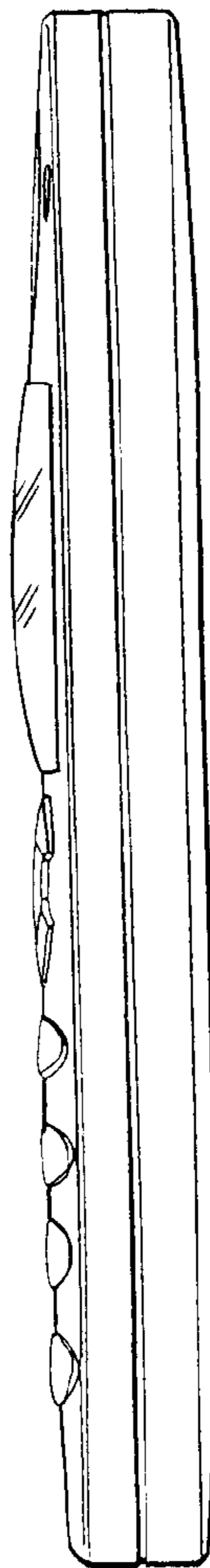


FIG. 6




FIG. 3

