

US00D499707S

(12) **United States Design Patent**  
**Usami et al.**

(10) **Patent No.:** **US D499,707 S**

(45) **Date of Patent:** **\*\* Dec. 14, 2004**

(54) **DIGITAL VIDEO DISK RECORDER  
COMBINED WITH HARD DISK VIDEO  
RECORDER**

(75) Inventors: **Seiji Usami**, Tochigi-ken (JP); **Noriaki Itai**, Tochigi-ken (JP); **Tazuo Orihara**, Tochigi-ken (JP); **Makoto Shinba**, Tokyo-to (JP)

(73) Assignee: **Sharp Kabushiki Kaisha**, Osaka (JP)

(\*\*) Term: **14 Years**

(21) Appl. No.: **29/196,100**

(22) Filed: **Dec. 23, 2003**

(30) **Foreign Application Priority Data**

Jun. 23, 2003 (JP) ..... 2003-017659

(51) **LOC (7) Cl.** ..... **14-01**

(52) **U.S. Cl.** ..... **D14/136; D14/168**

(58) **Field of Search** ..... D14/135-136,  
D14/156-157, 160-165, 167-168, 192-198,  
217, 445; 455/347-351; 369/75.1, 75.2,  
77.1, 77.2

(56) **References Cited**

**U.S. PATENT DOCUMENTS**

D314,960 S \* 2/1991 Yang ..... D14/135

D385,275 S \* 10/1997 Ito et al. .... D14/156  
5,852,594 A \* 12/1998 Kaise et al. .... 369/75.1  
D462,941 S \* 9/2002 Woo ..... D14/136  
D466,876 S 12/2002 Usami et al.  
D476,305 S \* 6/2003 Orihara et al. .... D14/168  
D481,367 S \* 10/2003 Ito et al. .... D14/136

\* cited by examiner

*Primary Examiner*—Nanda Bondade

(74) *Attorney, Agent, or Firm*—Nixon & Vanderhye

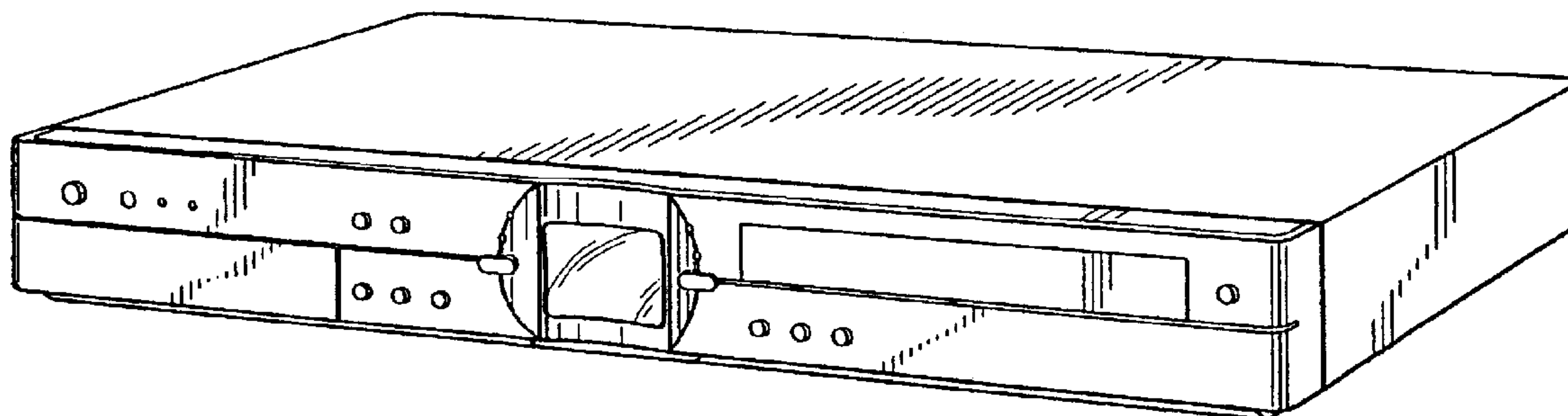
(57) **CLAIM**

The ornamental design for a “digital video disk recorder combined with hard disk video recorder,” as shown and described.

**DESCRIPTION**

FIG. 1 is a top, front and right side perspective view of a digital video disk recorder combined with hard disk video recorder according to our design;  
FIG. 2 is a front elevational view thereof;  
FIG. 3 is a rear elevational view thereof;  
FIG. 4 is a top plan view thereof;  
FIG. 5 is a bottom plan view thereof;  
FIG. 6 is a left side elevational view thereof; and,  
FIG. 7 is a right side elevational view thereof.

**1 Claim, 5 Drawing Sheets**



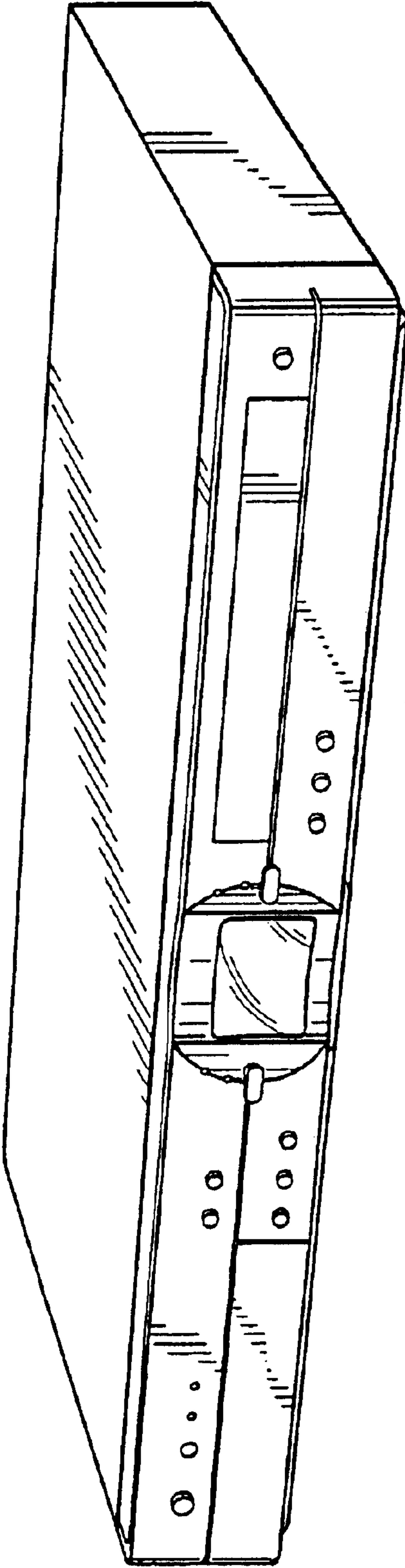


Fig. 1




Fig. 2




Fig. 3




Fig. 4




Fig. 5

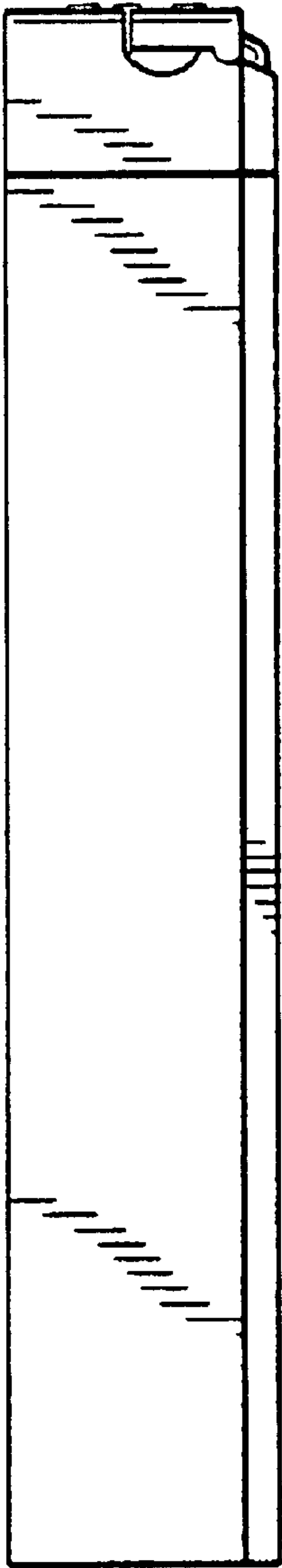


Fig. 6

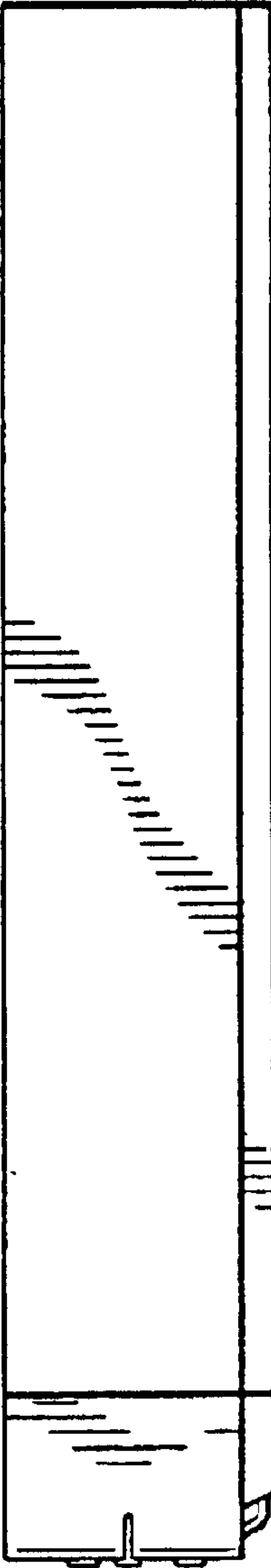


Fig. 7