



US00D499696S

(12) **United States Design Patent**
Itagaki

(10) **Patent No.:** **US D499,696 S**

(45) **Date of Patent:** **** Dec. 14, 2004**

(54) **AUTOMOBILE TIRE**

(75) **Inventor:** **Shinichi Itagaki**, Kanagawa (JP)

(73) **Assignee:** **The Yokohama Rubber Co., Ltd.**,
Tokyo (JP)

(**) **Term:** **14 Years**

(21) **Appl. No.:** **29/193,064**

(22) **Filed:** **Nov. 4, 2003**

(30) **Foreign Application Priority Data**

Jun. 5, 2003 (JP) 2003-015907

(51) **LOC (7) Cl.** **12-15**

(52) **U.S. Cl.** **D12/603**

(58) **Field of Search** D12/559, 564,
D12/565, 594, 600, 601, 602, 603; 152/209.1,
209.9, 209.13, 209.18, 209.25

(56) **References Cited**

U.S. PATENT DOCUMENTS

D295,733 S	*	5/1988	Adam et al.	D12/588
D320,964 S	*	10/1991	Crump et al.	D12/594
D387,020 S	*	12/1997	Gause et al.	D12/588
D400,139 S	*	10/1998	Koenigstein et al.	D12/600
D451,864 S	*	12/2001	Seifert et al.	D12/595
D460,406 S	*	7/2002	Guspodin	D12/586

OTHER PUBLICATIONS

Hallmark Ultra Tour LS Tire, 2002 Tread Design Guide, Jan. 2002, p. 36. 3/3.*

Hankook Radial H704 Tire, 2002 Tread Design Guide, Jan. 2002, p. 37. 2/2.*

Republic Ultra Tour LS Tire, 2002 Tread Design Guide, Jan. 2002, p. 58. 3/2.*

* cited by examiner

Primary Examiner—Robert M. Spear

(74) *Attorney, Agent, or Firm*—Rader, Fishman & Grauer PLLC

(57) **CLAIM**

The ornamental design for automobile tire, as shown and described.

DESCRIPTION

FIG. 1 is a front view of an automobile tire, showing the new design, a top plan view thereof, a bottom plan view and a rear view thereof appearing the same as the front view;

FIG. 2 is a right side view of the automobile tire, a left side view appearing the same as the right side view;

FIG. 3 is a fragmentary front view, showing in enlargement the portion of lines III—III in FIG. 1; and,

FIG. 4 is a cross-sectional view, taken along line IV—IV and in the direction of arrows in FIG. 3.

The broken lines in the drawings showing the sidewall, inner bead, and the peripheral boundary between the tire tread and sidewall are for illustrative purposes only and form no part of the claimed design.

1 Claim, 2 Drawing Sheets

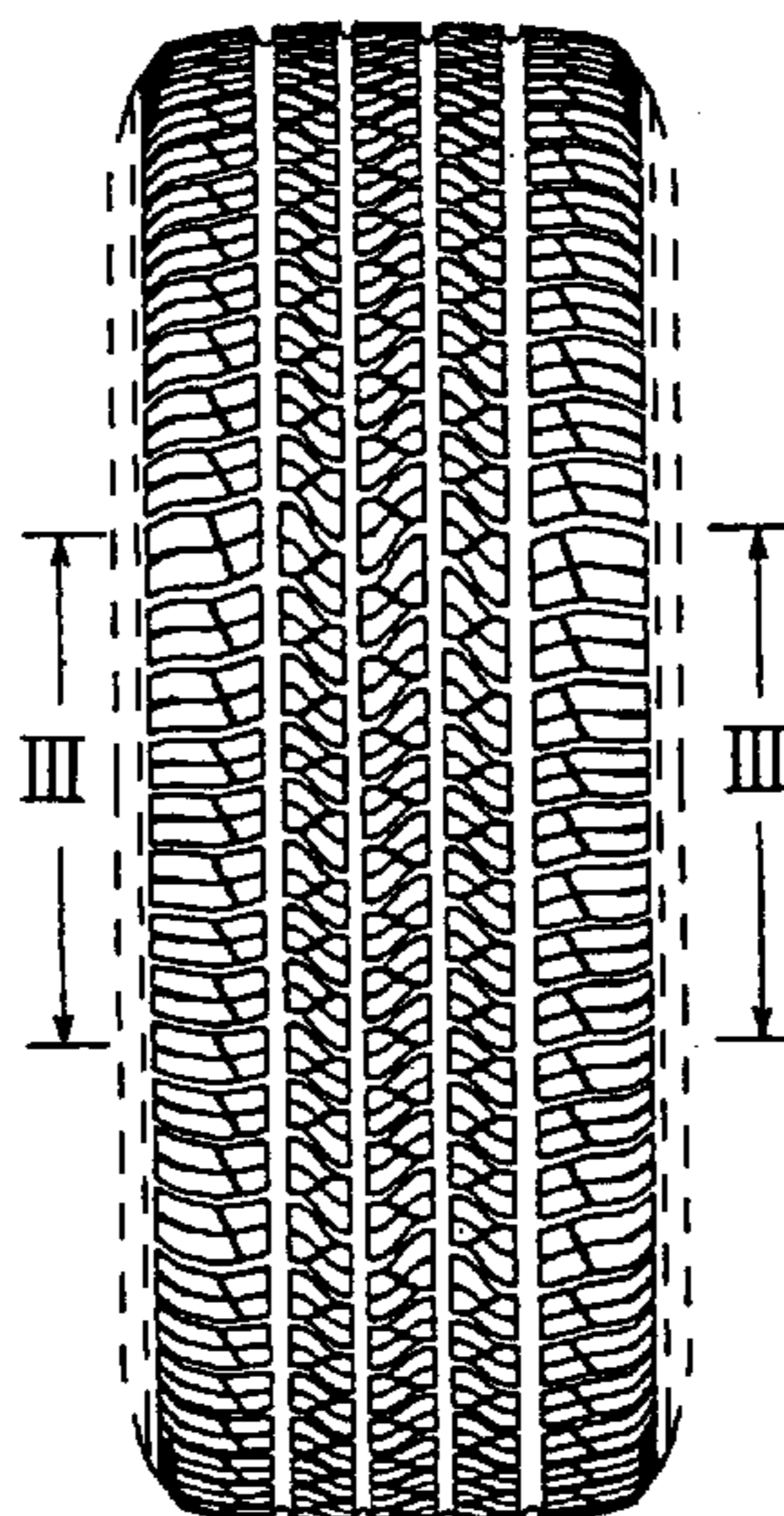


Fig.1

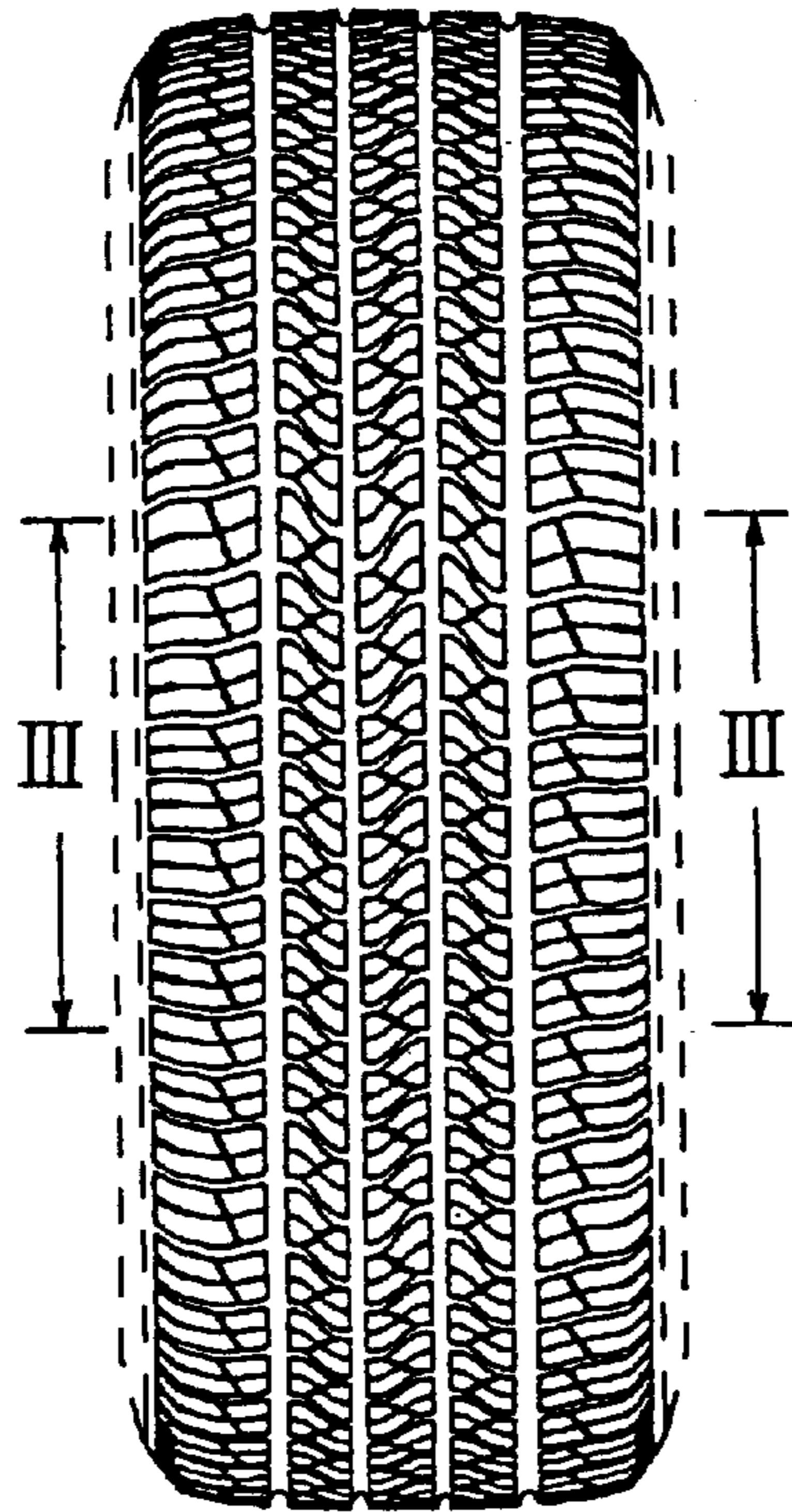


Fig.2

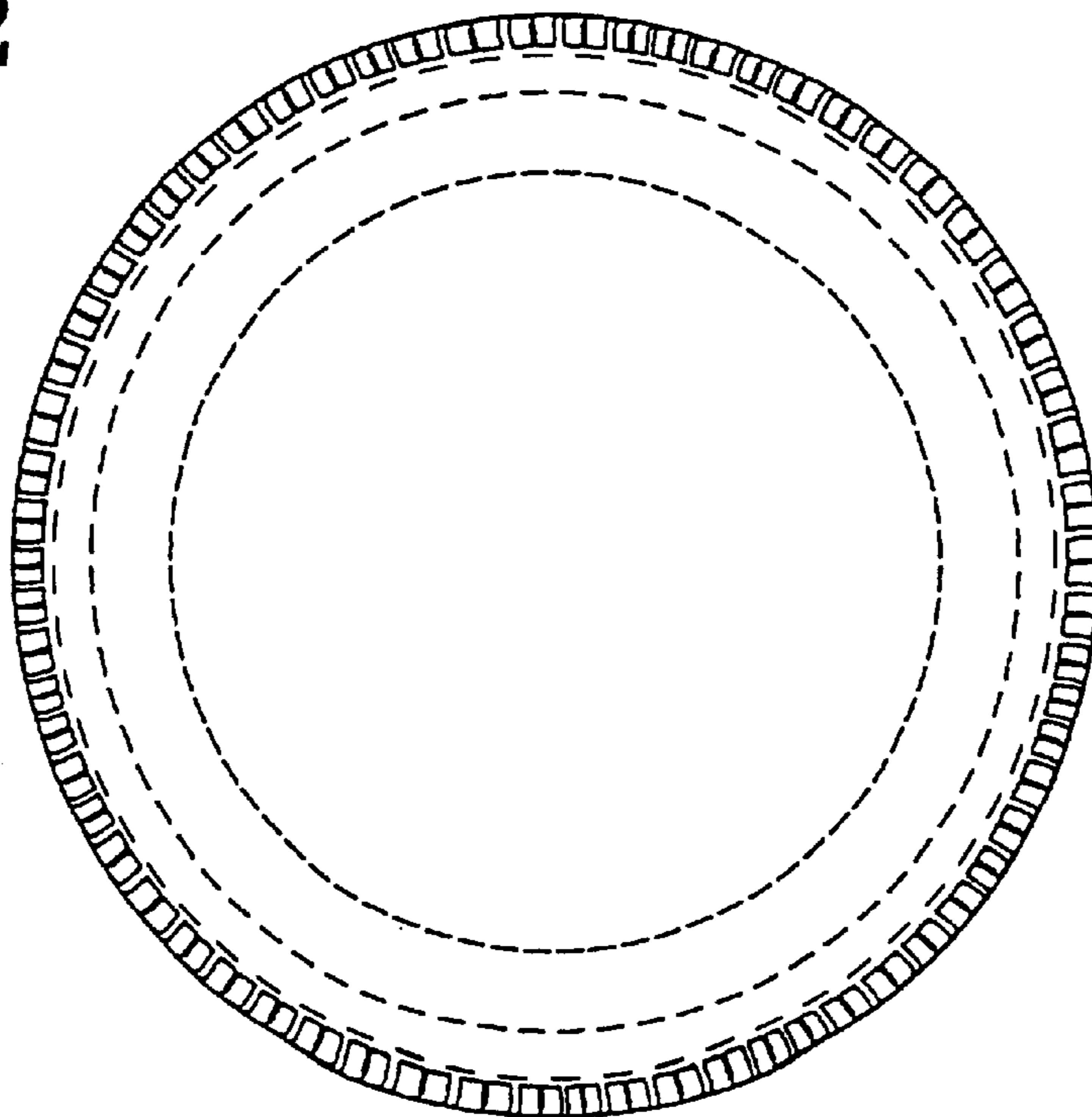


Fig.3

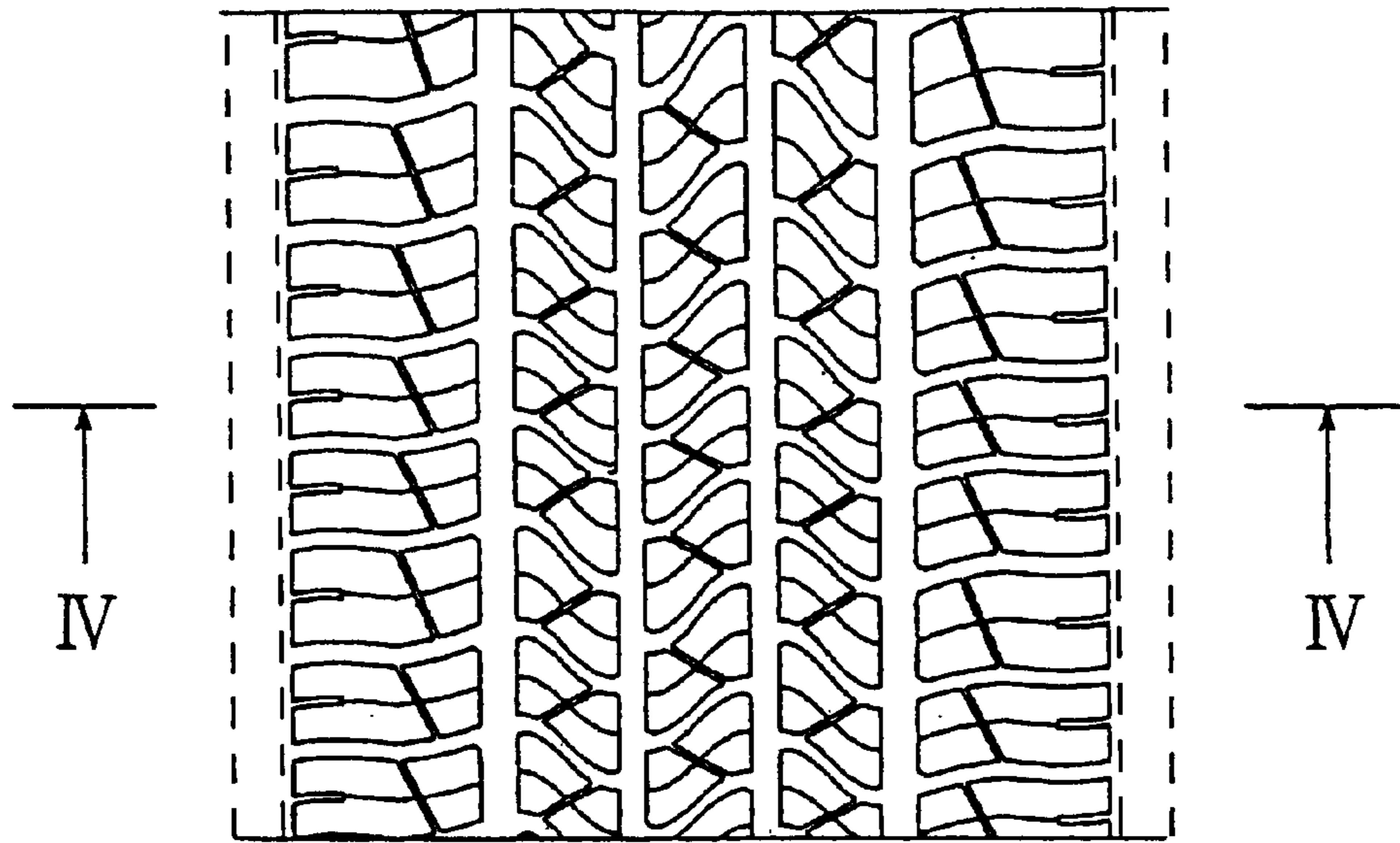


Fig.4

