

US00D499694S

(12) **United States Design Patent** (10) **Patent No.:** **US D499,694 S**  
**Osaki et al.** (45) **Date of Patent:** **\*\* Dec. 14, 2004**

(54) **AUTOMOBILE TIRE**

(75) Inventors: **Michio Osaki**, Hiratsuka (JP); **Takumi Morito**, Tokyo (JP); **Sadakazu Takei**, Hiratsuka (JP)

(73) Assignee: **The Yokohama Rubber Co., Ltd.**, Tokyo (JP)

(\*\*) Term: **14 Years**

(21) Appl. No.: **29/181,463**

(22) Filed: **May 13, 2003**

(30) **Foreign Application Priority Data**

Nov. 28, 2002 (JP) ..... 2002-032859

(51) **LOC (7) Cl.** ..... **12-15**

(52) **U.S. Cl.** ..... **D12/594**

(58) **Field of Search** ..... D12/529, 531,  
D12/551, 553, 559, 564, 588, 594, 598,  
600; 152/209.1, 209.9, 209.12, 209.13,  
209.28

(56) **References Cited**

**U.S. PATENT DOCUMENTS**

D395,625 S \* 6/1998 Mori ..... D12/565  
D420,953 S \* 2/2000 Poling ..... D12/600

**OTHER PUBLICATIONS**

Nexem SM-751 Tire, 2002 Tread Design Guide, Jan. 2002, p. 54. 1/4.\*

Marshal Power Grip 842 Tire, 2002 Tread Design Guide, Jan. 2002, p. 94. 1/2.\*

Remington Rimfire A/T Tire, 2002 Tread Design Guide, Jan. 2002, p. 103. 2/3&4.\*

\* cited by examiner

*Primary Examiner*—Robert M. Spear

(74) *Attorney, Agent, or Firm*—Rader, Fishman & Grauer PLLC

(57) **CLAIM**

The ornamental design for automobile tire, as shown and described.

**DESCRIPTION**

FIG. 1 is a front view of an automobile tire, showing the new design, the rear view, the top plan view and the bottom plan view appearing the same as the front view;

FIG. 2 is a right side view of the tire, the left side view appearing the same as the right side view;

FIG. 3 is a fragmentary front view, showing in enlargement the portion of lines 3—3 in FIG. 1; and,

FIG. 4 is a cross-sectional view taken along line 4—4 and in the direction of arrows in FIG. 3.

**1 Claim, 2 Drawing Sheets**

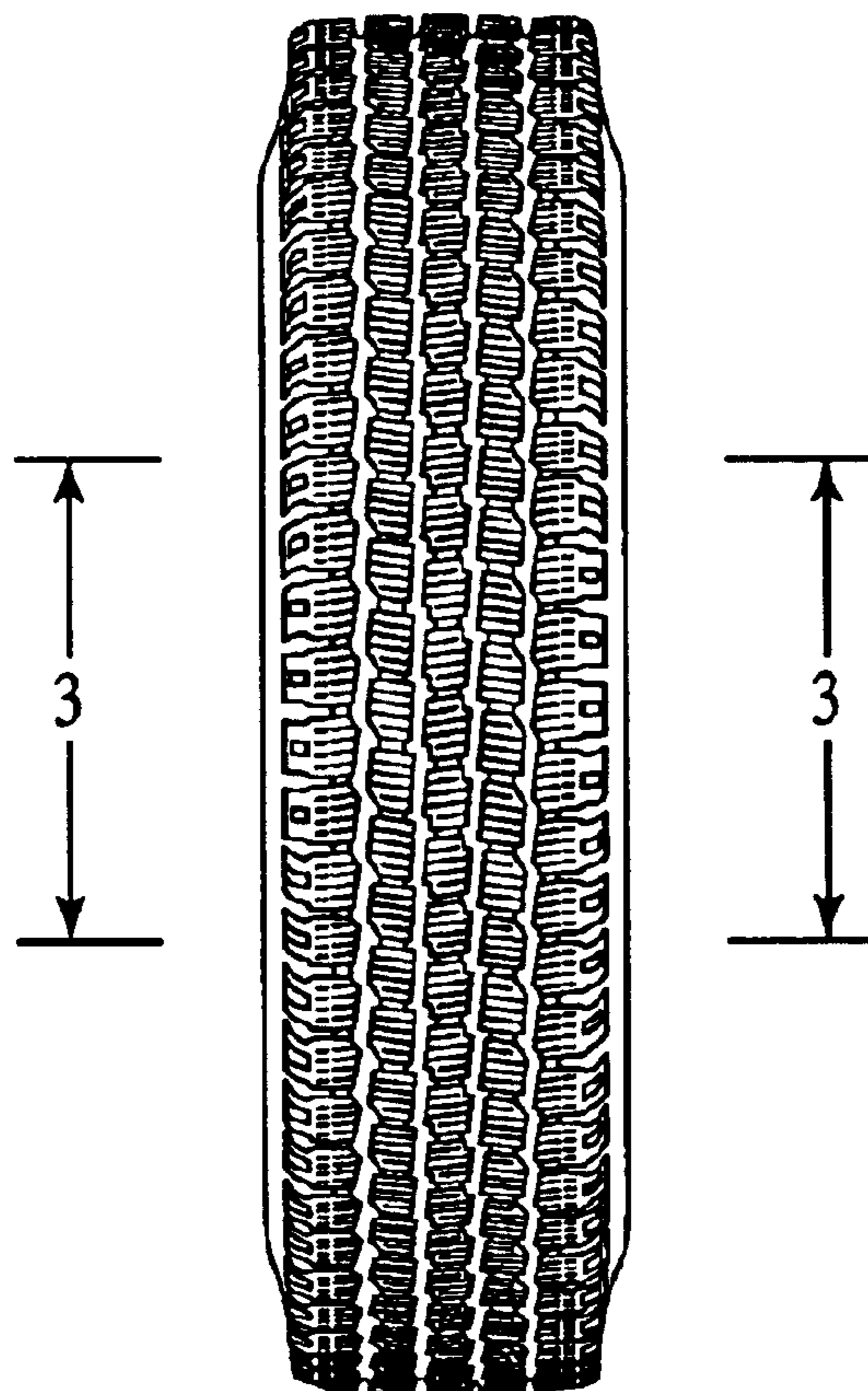


FIG. 1

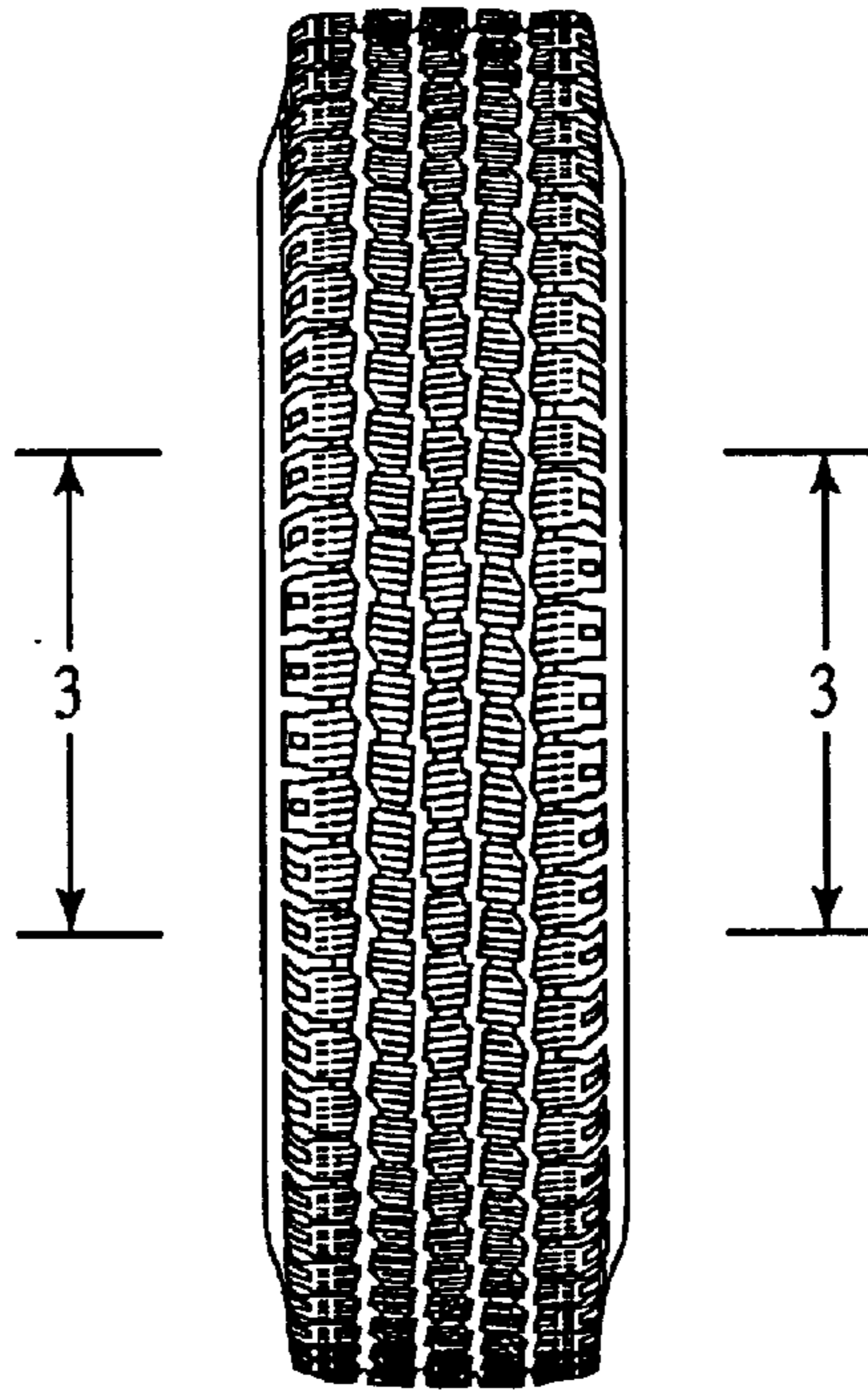


FIG. 2




FIG.3

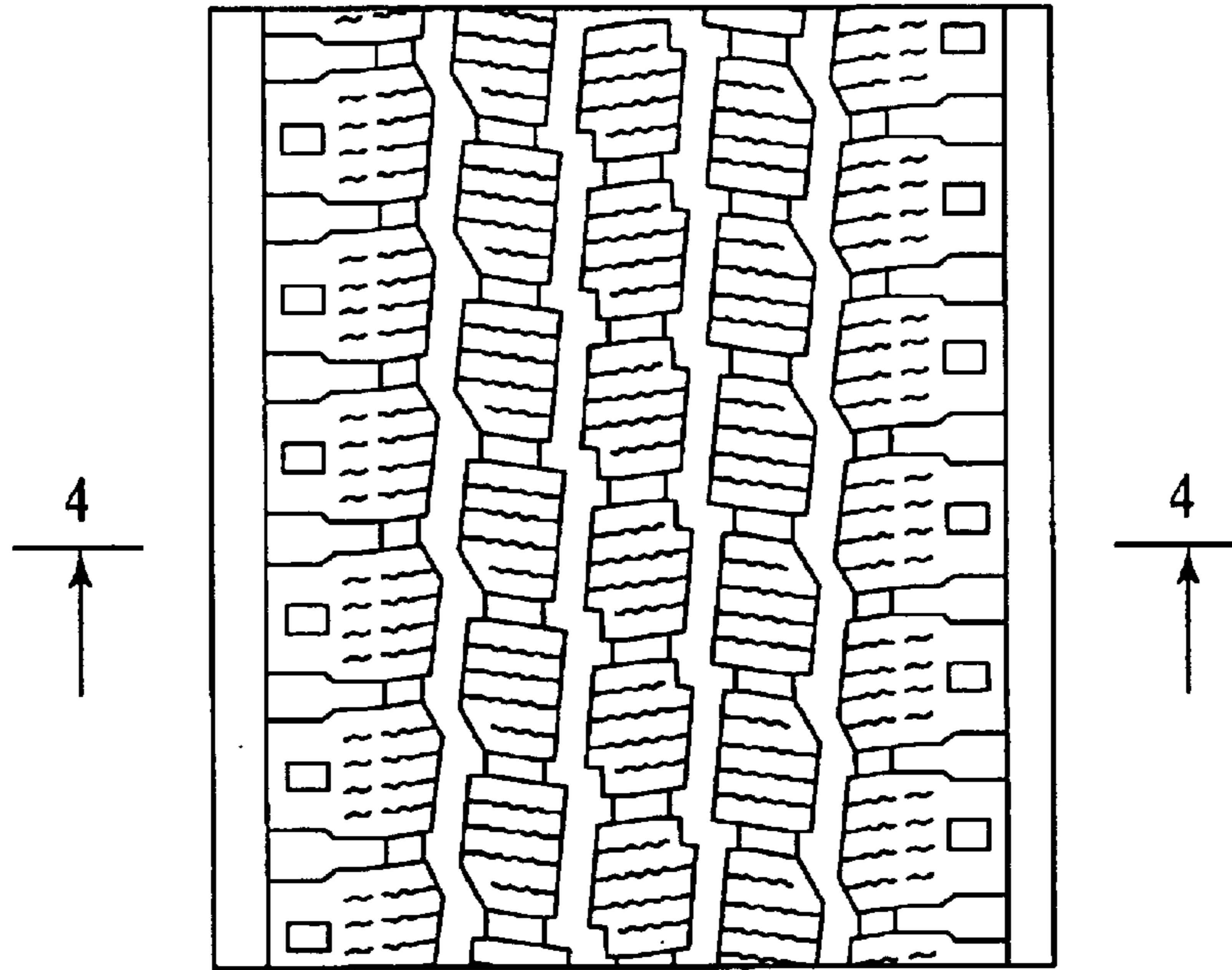


FIG.4

