

US00D499692S

(12) **United States Design Patent** (10) **Patent No.:** **US D499,692 S**  
**Brown et al.** (45) **Date of Patent:** **\*\* Dec. 14, 2004**

(54) **TIRE TREAD**

(75) Inventors: **Robert Brown**, Tamworth (GB); **Alan Nicholls**, Sutton Coldfield (GB)

(73) Assignee: **The Goodyear Tire & Rubber Company**, Akron, OH (US)

(\*\*) Term: **14 Years**

(21) Appl. No.: **29/199,022**

(22) Filed: **Feb. 9, 2004**

(30) **Foreign Application Priority Data**

Aug. 20, 2003 (GB) ..... 3014134

(51) **LOC (7) Cl.** ..... **12-15**

(52) **U.S. Cl.** ..... **D12/570; D12/592**

(58) **Field of Search** ..... D12/534-5, 551, D12/553, 555-6, 569-70, 573, 586, 588-92, 900; 152/209.1, 209.11, 209.13, 209.18, 209.25

(56) **References Cited**

**U.S. PATENT DOCUMENTS**

- D26,115 S \* 9/1896 Seiberling ..... D12/574
- 582,511 A \* 5/1897 Williams ..... 152/209.28
- D52,430 S \* 9/1918 Destribats ..... D12/570
- D87,418 S \* 7/1932 Smith ..... D12/535
- D87,419 S \* 7/1932 Smith ..... D12/535
- 2,104,532 A \* 1/1938 Sommer ..... 152/209.18

- D114,954 S \* 5/1939 Kraft ..... D12/556
- 3,000,421 A \* 9/1961 Hack et al. .... 152/209.23
- D325,011 S \* 3/1992 Markling ..... D12/501
- D469,397 S \* 1/2003 Board ..... D12/534
- D469,735 S \* 2/2003 Board ..... D12/534
- D470,099 S \* 2/2003 Board ..... D12/556
- D491,132 S \* 6/2004 Brown et al. .... D12/570

\* cited by examiner

*Primary Examiner*—Robert M. Spear

(74) *Attorney, Agent, or Firm*—Richard B. O’Planick

(57) **CLAIM**

The ornamental design for a tire tread, as shown and described.

**DESCRIPTION**

FIG. 1 is a perspective view of a tire tread showing our new design, it being understood that the pattern repeats uniformly throughout the circumference of the tread;


FIG. 2 is a front elevational view thereof;

FIG. 3 is a right side elevational view thereof; the other side being a mirror image thereof; and,

FIG. 4 is an enlarged fragmentary front elevational view thereof.

In the drawings, the broken lines defining the sidewall, inner bead and the peripheral boundary between the tire tread and the sidewall are for illustrative purposes only and form no part of the claimed design.

**1 Claim, 4 Drawing Sheets**



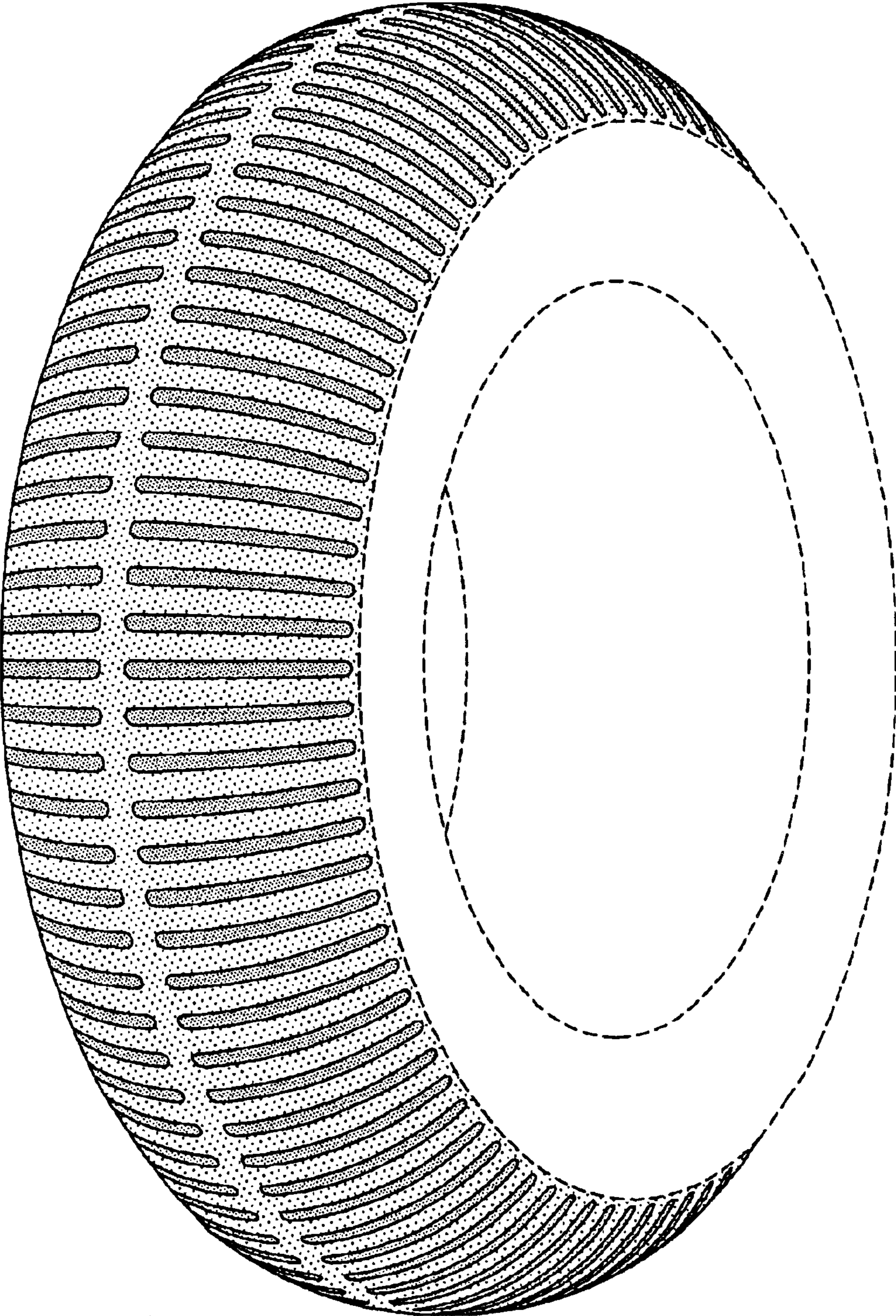


FIG-1




FIG-2

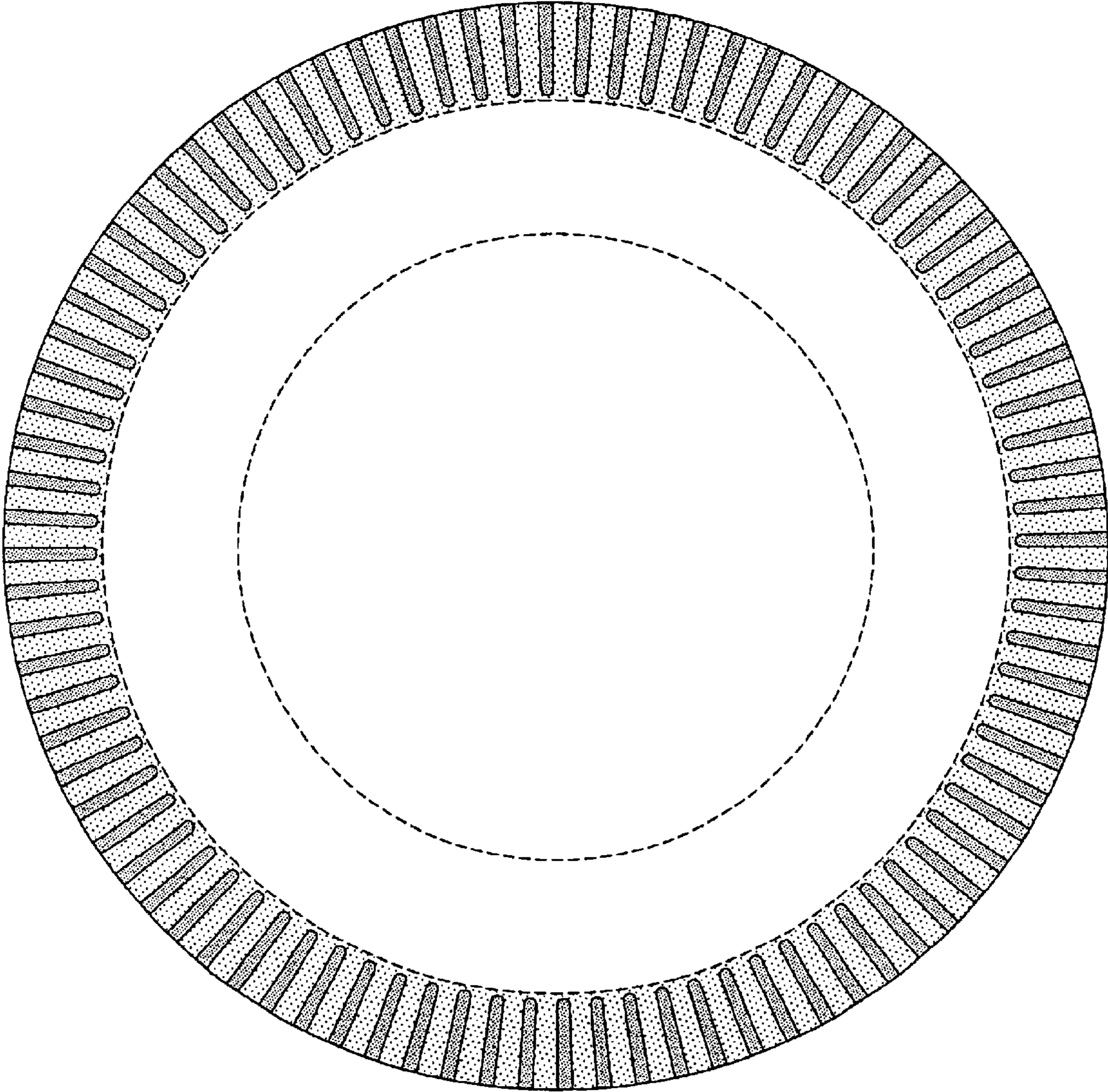


FIG-3




FIG-4