

US00D499682S

(12) **United States Design Patent**
Kushartanto

(10) **Patent No.:** **US D499,682 S**

(45) **Date of Patent:** **** Dec. 14, 2004**

(54) **VEHICLE WHEEL**

(75) **Inventor:** **A. Kushartanto, Surabaya (ID)**

(73) **Assignee:** **PT Prima Alloy Steel Universal, Sidoarjo (ID)**

(**) **Term:** **14 Years**

(21) **Appl. No.:** **29/204,299**

(22) **Filed:** **Apr. 27, 2004**

(51) **LOC (7) Cl. 12-16**

(52) **U.S. Cl. D12/209**

(58) **Field of Search D12/204-213;**
301/37.101, 64.101, 65

(56) **References Cited**

U.S. PATENT DOCUMENTS

D455,700 S	*	4/2002	Foose	D12/209
D460,733 S	*	7/2002	Bintoro	D12/211
D461,155 S	*	8/2002	Takechi	D12/209
D466,070 S	*	11/2002	Lee	D12/211
D471,499 S	*	3/2003	Cahyono	D12/209
D481,346 S	*	10/2003	Vian	D12/211

D482,996 S	*	12/2003	Sulahian	D12/211
D488,422 S	*	4/2004	Hartanto	D12/209
D488,762 S	*	4/2004	Cahyono	D12/209
D489,667 S	*	5/2004	Kaucher	D12/209
D491,870 S	*	6/2004	Kim	D12/209

* cited by examiner

Primary Examiner—Stacia Cadmus

(74) *Attorney, Agent, or Firm*—Fulwider Patton Lee & Utecht, LLP

(57) **CLAIM**

The ornamental design for the “vehicle wheel,” as shown and described.

DESCRIPTION


FIG. 1 is a perspective view of the vehicle wheel showing my new design;

FIG. 2 is a front elevational view thereof; and,

FIG. 3 is a cross-sectional view taken along the line 3—3 of FIG. 2.

The broken line showing of environment is for illustrative purposes only and forms no part of the claimed design.

1 Claim, 3 Drawing Sheets



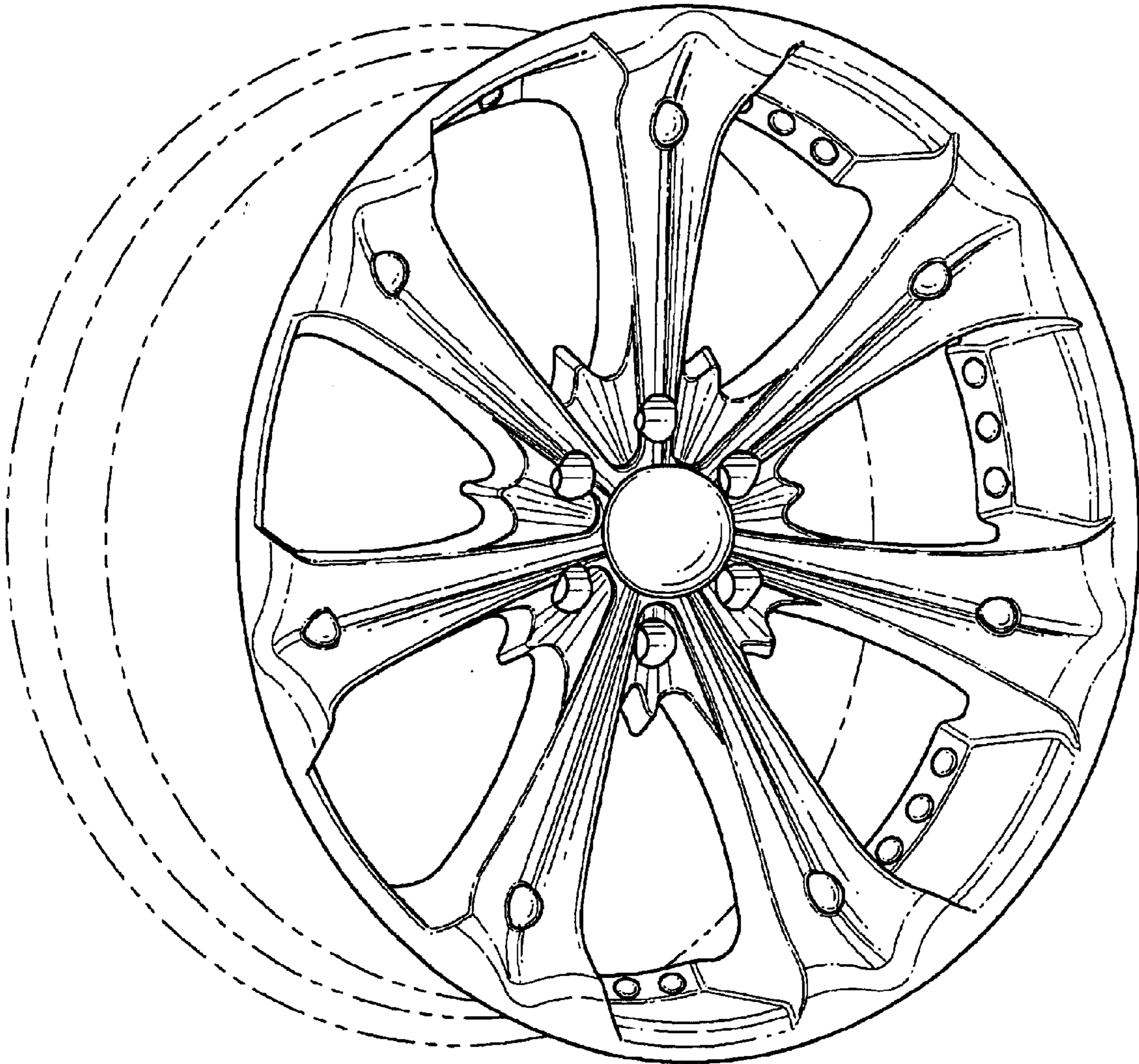


FIG. 1




FIG. 2

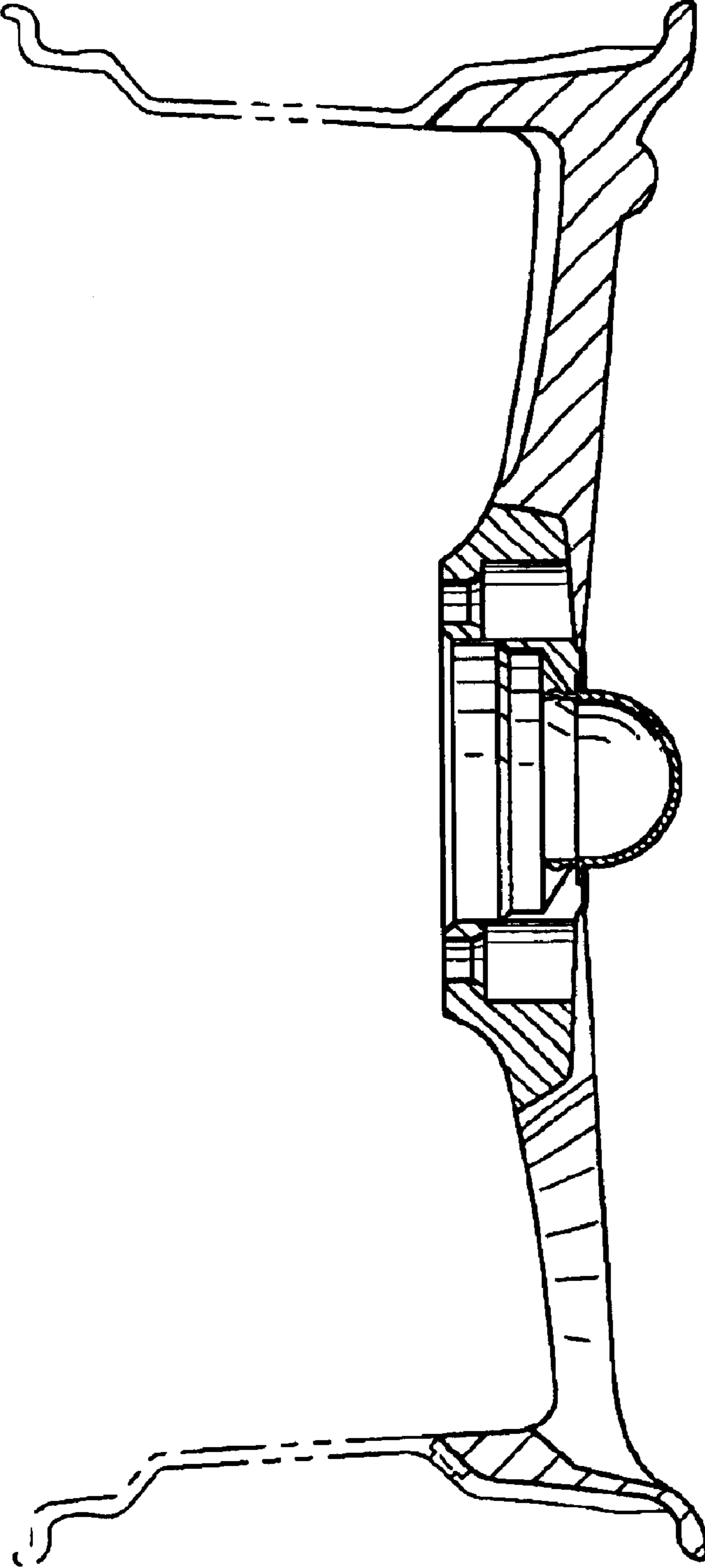


FIG. 3