

US00D499680S

(12) **United States Design Patent**
Lucas

(10) **Patent No.:** **US D499,680 S**
(45) **Date of Patent:** **** Dec. 14, 2004**

(54) **AUTOMOBILE BUMPER DECORATIVE PLATE**

(76) Inventor: **Greg C. Lucas**, 1058 N. Ash, Clovis, CA (US) 93611

(**) Term: **14 Years**

(21) Appl. No.: **29/196,536**

(22) Filed: **Dec. 29, 2003**

(51) **LOC (7) Cl.** **12-16**

(52) **U.S. Cl.** **D12/196**

(58) **Field of Search** D12/196, 190,
D12/400, 86, 90-92; 296/192-197, 180.1;
180/69.24, 68.6; 293/126, 128

(56) **References Cited**

U.S. PATENT DOCUMENTS

D399,806 S	*	10/1998	Lee	D12/169
D448,330 S	*	9/2001	Tampi	D12/169
D481,657 S	*	11/2003	Chan	D12/169
D483,311 S	*	12/2003	Kasahara et al.	D12/196
D492,922 S	*	7/2004	Numata	D12/196

* cited by examiner

Primary Examiner—Melody N. Brown

(57) **CLAIM**

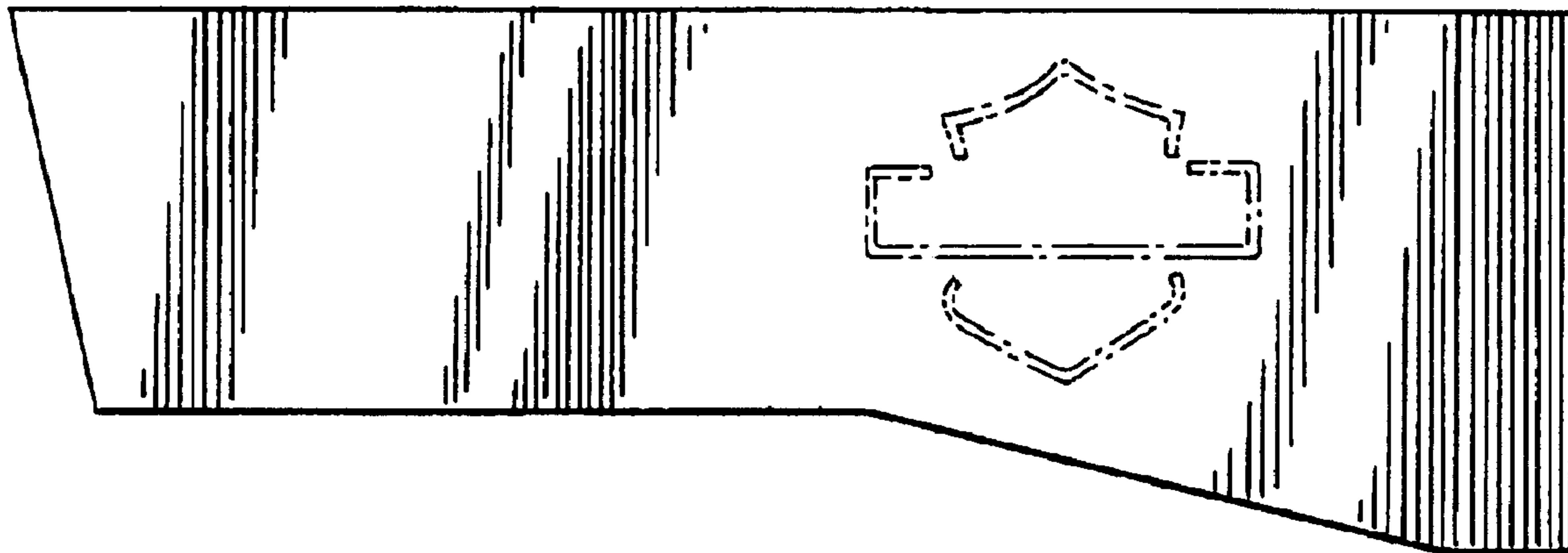
The ornamental design for an automobile bumper decorative plate, as shown and described.

DESCRIPTION

FIG. 1 is a perspective view of the automobile bumper decorative plate;
 FIG. 2 is a top plan view of the automobile bumper decorative plate;
 FIG. 3 is a front elevation view of the automobile bumper decorative plate;
 FIG. 4 is a left side elevation view of the automobile bumper decorative plate;
 FIG. 5 is a right side elevation view of the automobile bumper decorative plate;
 FIG. 6 is a bottom plan view of the automobile bumper decorative plate; and,
 FIG. 7 is a rear elevation view of the automobile bumper decorative plate.

The matter delineated in dashed lines forms no part of the claimed ornamental design.

1 Claim, 1 Drawing Sheet



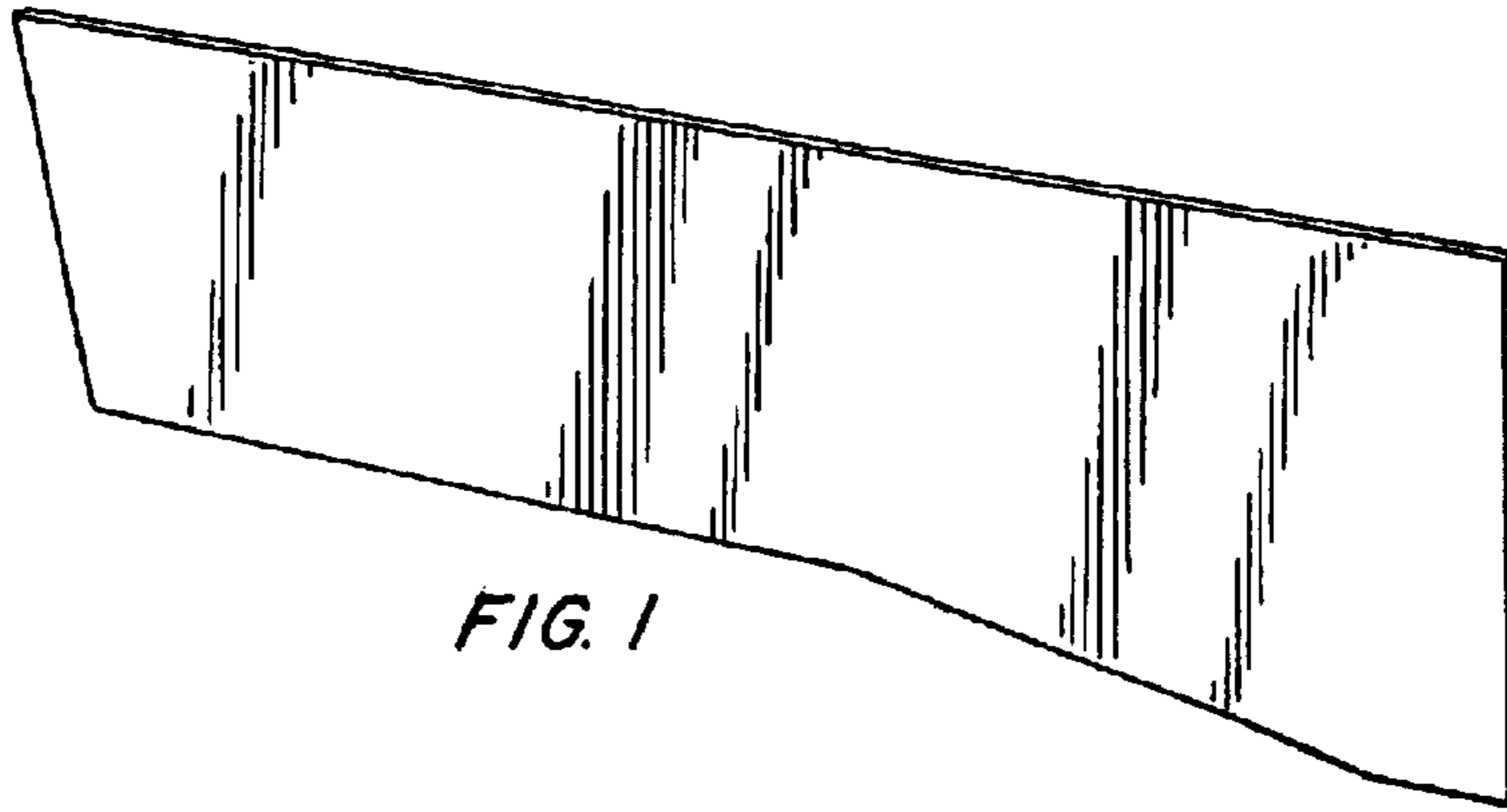


FIG. 1

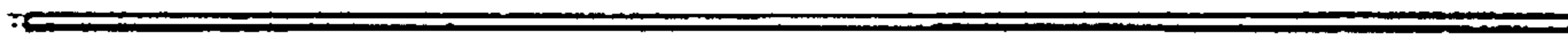


FIG. 2

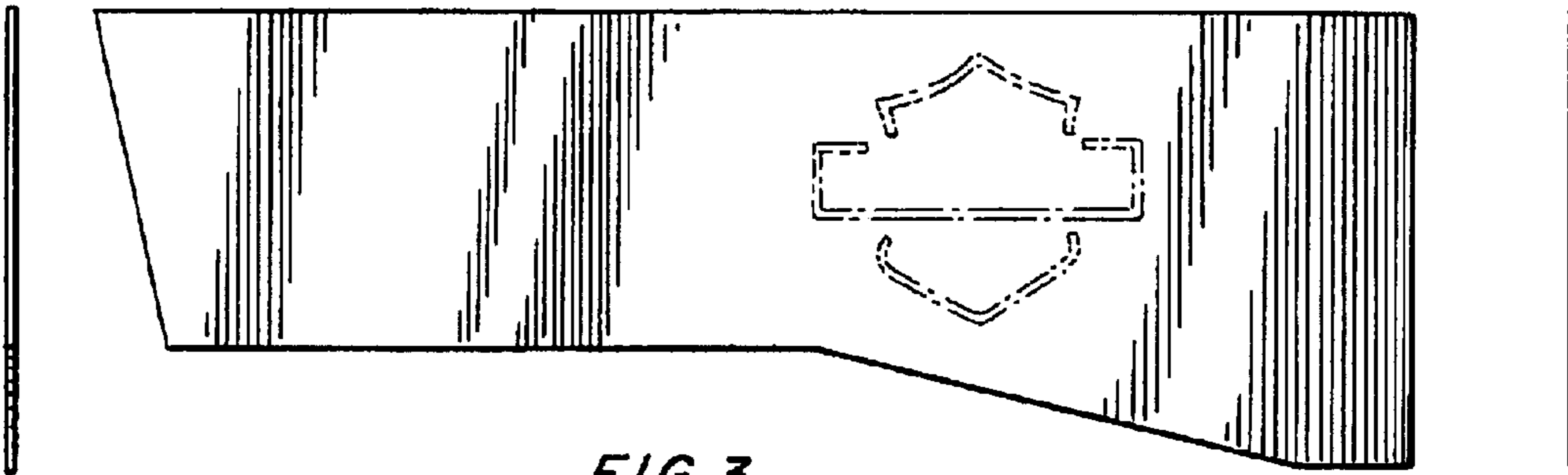


FIG. 3

FIG. 4

FIG. 5



FIG. 6

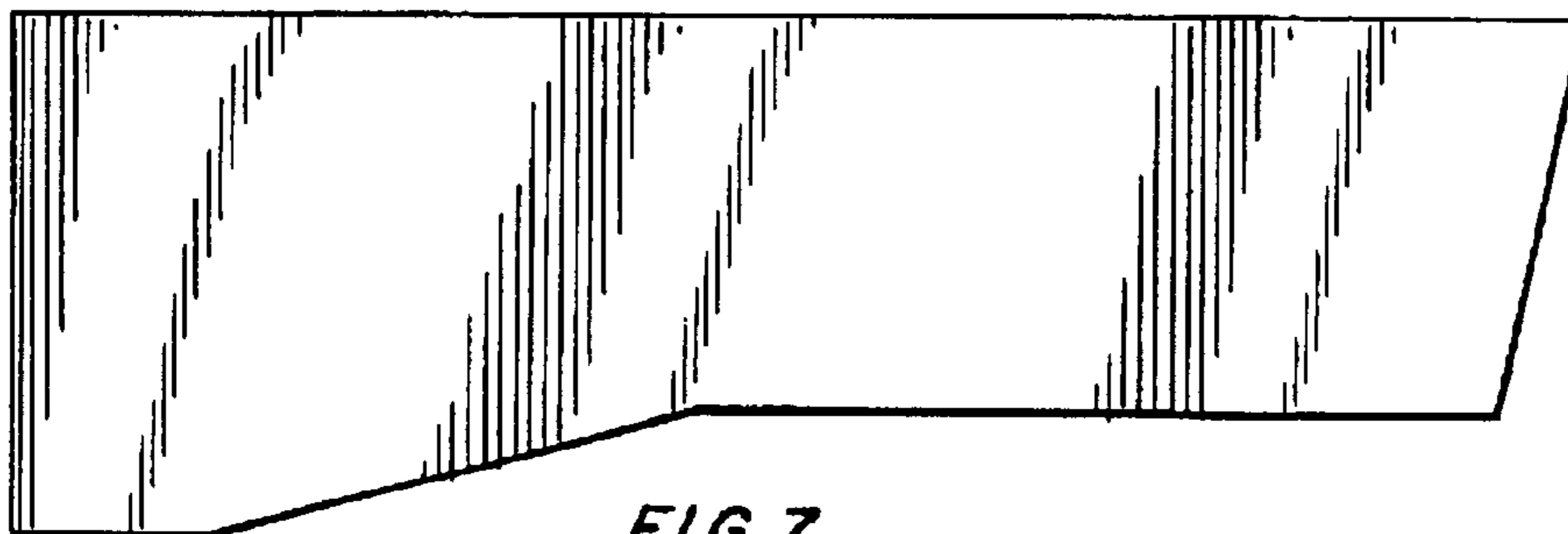


FIG. 7