



US00D499644S

(12) **United States Design Patent**
Sarnoff

(10) **Patent No.: US D499,644 S**

(45) **Date of Patent: ** *Dec. 14, 2004**

(54) **INTERCHANGEABLE DISPOSABLE FOIL PAN/LID**

(75) **Inventor: Norton Sarnoff, Northbrook, IL (US)**

(73) **Assignee: Handi-Foil Corporation, Wheeling, IL (US)**

(*) **Notice:** This patent is subject to a terminal disclaimer.

(**) **Term: 14 Years**

(21) **Appl. No.: 29/170,537**

(22) **Filed: Nov. 7, 2002**

(51) **LOC (7) Cl. 09-03**

(52) **U.S. Cl. D9/429; D9/425**

(58) **Field of Search** D9/428, 429, 424, D9/425, 414; 229/4.5, 93, 406, 407, 902-906, 400, 5.8; 220/573.1, 556, 669, 670, 672, 674, 675, 912; D7/550.1, 554.1, 554.2, 554.4; 426/106

(56) **References Cited**

U.S. PATENT DOCUMENTS

- 2,937,949 A * 5/1960 Loevenbruck 426/118
- 3,070,275 A * 12/1962 Bostrom D9/429 X
- D195,699 S * 7/1963 Bostrom D9/429

- 3,303,964 A * 2/1967 Luker 229/406
- D264,686 S * 6/1982 Davis D9/429
- 4,542,271 A * 9/1985 Tanonis et al. 219/730
- 4,867,303 A * 9/1989 Beckerman et al. 229/406
- D395,822 S * 7/1998 Keal et al. D7/602
- D433,329 S * 11/2000 Hampshire D9/430

* cited by examiner

Primary Examiner—Prabhakar Deshmukh

(57) **CLAIM**

The ornamental design for an interchangeable disposable foil pan/lid, as shown and described.

DESCRIPTION

FIG. 1 is a bottom perspective view of an interchangeable disposable foil pan/lid showing my new design;

FIG. 2 is a right side elevational view of the interchangeable disposable foil pan/lid of FIG. 1 with the left side elevational view being a mirror image thereof;

FIG. 3 is an enlarged bottom plan view of the interchangeable disposable foil pan/lid of FIG. 1 with the top view being a mirror image thereof; and,

FIG. 4 is a front elevational view of the interchangeable disposable foil pan/lid of FIG. 3 with the rear elevational view being a mirror image thereof.

The broken lines are for illustrative purpose only and form no part of the claimed design.

1 Claim, 2 Drawing Sheets

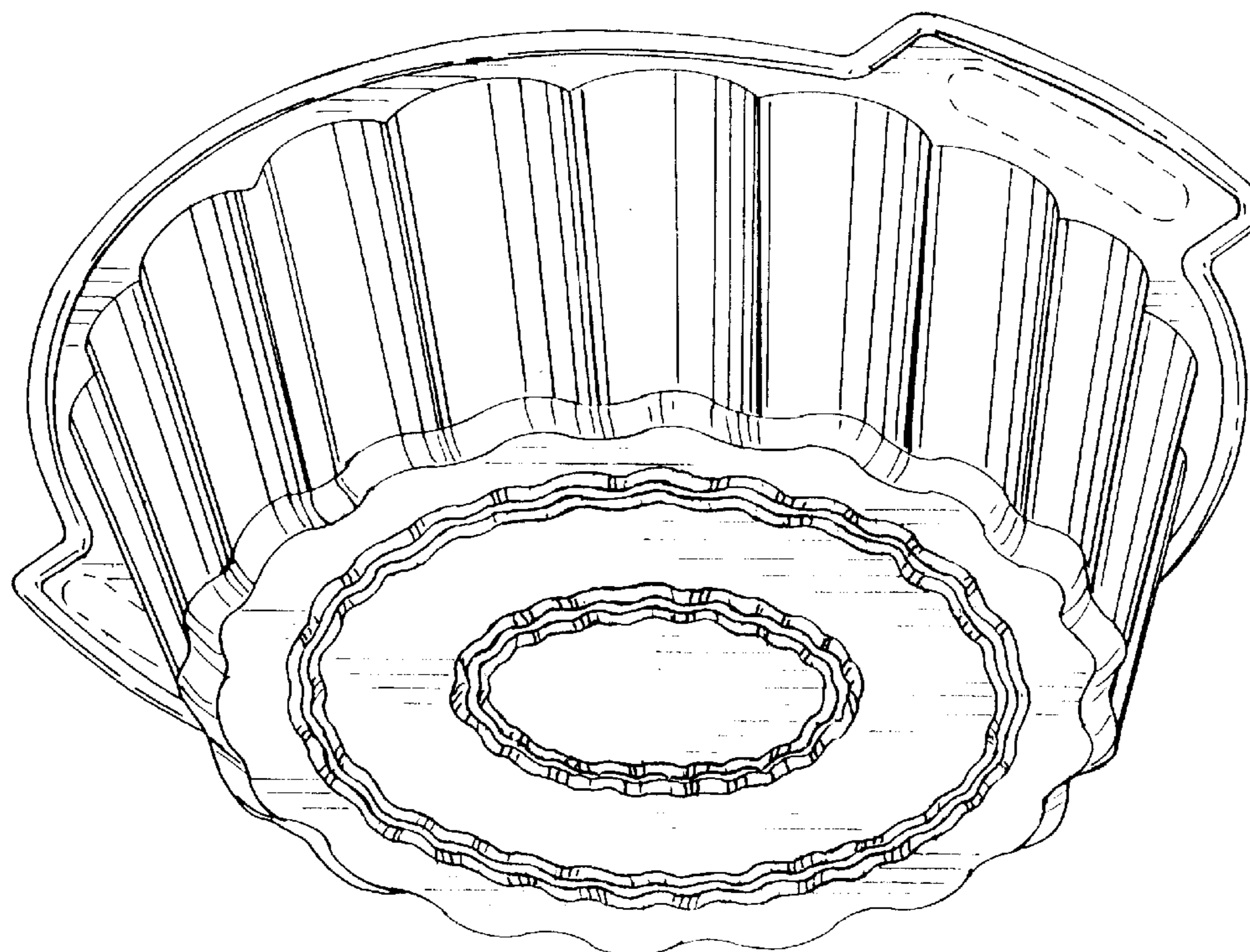


FIG. 1

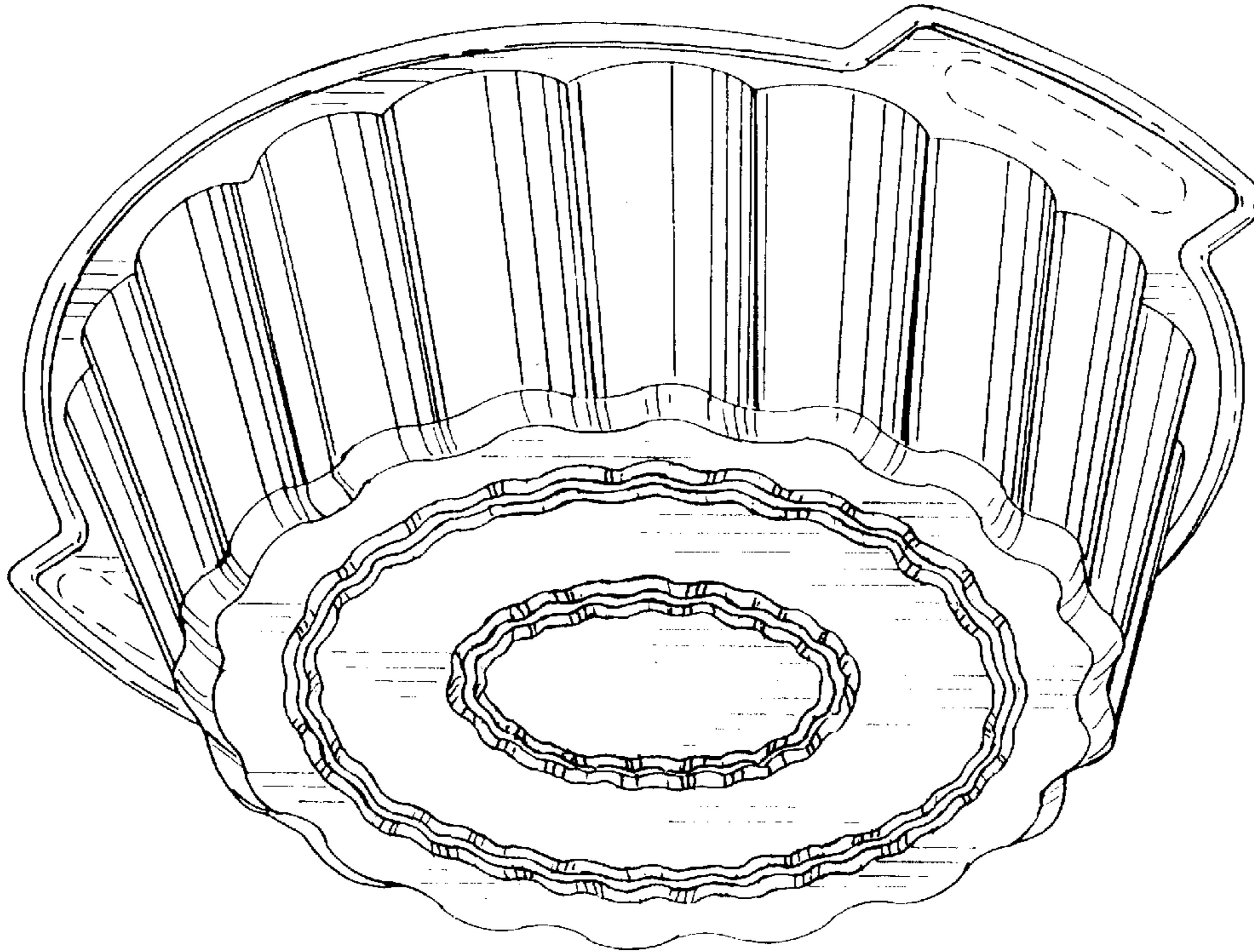


FIG. 2

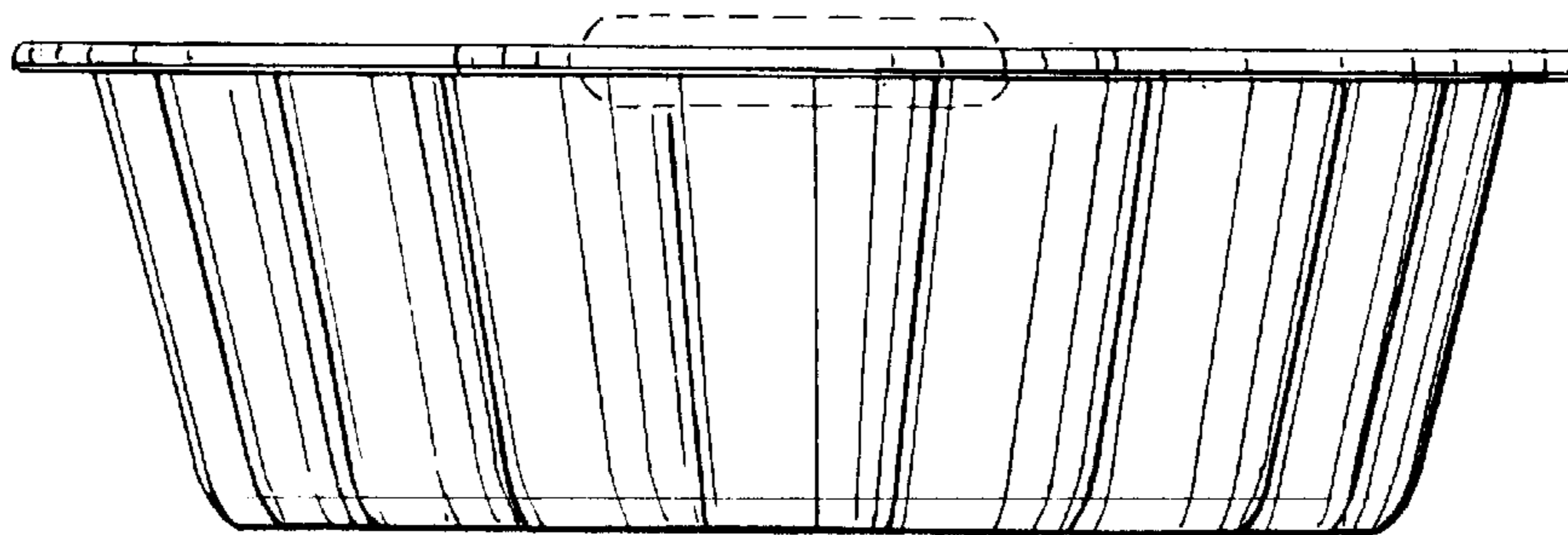


FIG. 3

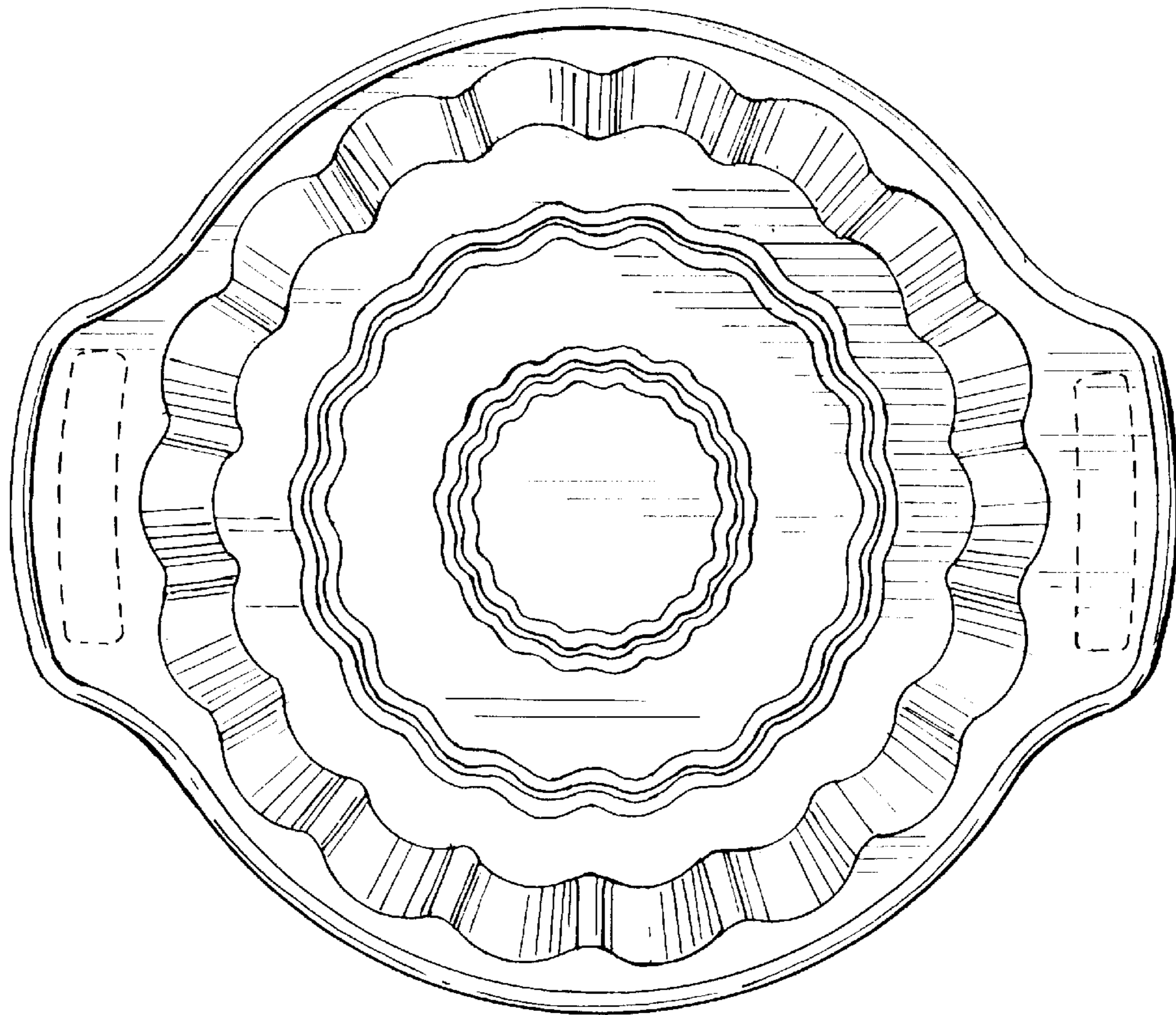


FIG. 4

