

US00D499641S

(12) **United States Design Patent**
Cummings et al.

(10) **Patent No.:** **US D499,641 S**

(45) **Date of Patent:** **** Dec. 14, 2004**

(54) **DISPENSER**

(75) Inventors: **Bruce Cummings**, New York, NY
(US); **Nicholas Noe**, New York, NY
(US)

(73) Assignee: **Colgate-Palmolive Company**, New
York, NY (US)

(**) Term: **14 Years**

(21) Appl. No.: **29/185,227**

(22) Filed: **Jun. 25, 2003**

(51) **LOC (7) Cl.** **09-01**

(52) **U.S. Cl.** **D9/339**

(58) **Field of Search** D9/337-339, 529-530,
D9/542-543, 549, 571, 575; D28/4, 8.1;
206/37, 528, 204, 229; 215/231, 316-317;
220/796, 890; 221/208, 210; 222/390; 401/68,
75

(56) **References Cited**

U.S. PATENT DOCUMENTS

D367,608 S * 3/1996 Stranders D9/424
D373,536 S * 9/1996 Kokenge et al. D9/529

D438,459 S * 3/2001 Holthaus D9/338
D447,695 S * 9/2001 Lloyd D9/529
D474,399 S * 5/2003 Cummings D9/338
D482,618 S * 11/2003 Cummings D9/529
D482,619 S * 11/2003 Cummings D9/529
D484,806 S * 1/2004 Cummings D9/529

* cited by examiner

Primary Examiner—Stella Reid

Assistant Examiner—Daniel Bui

(74) *Attorney, Agent, or Firm*—Clifford E. Wilkins;
Michael J. McGreal

(57) **CLAIM**

The ornamental design for a dispenser, as shown and described.

DESCRIPTION

FIG. 1 is a perspective view of the dispenser of our design.
FIG. 2 is a front elevation view thereof.
FIG. 3 is a rear elevation view thereof.
FIG. 4 is a right side elevation view thereof.
FIG. 5 is a left side elevation view thereof.
FIG. 6 is a top plan view thereof; and,
FIG. 7 is a bottom plan view thereof.

1 Claim, 6 Drawing Sheets





FIG. 1




FIG. 2

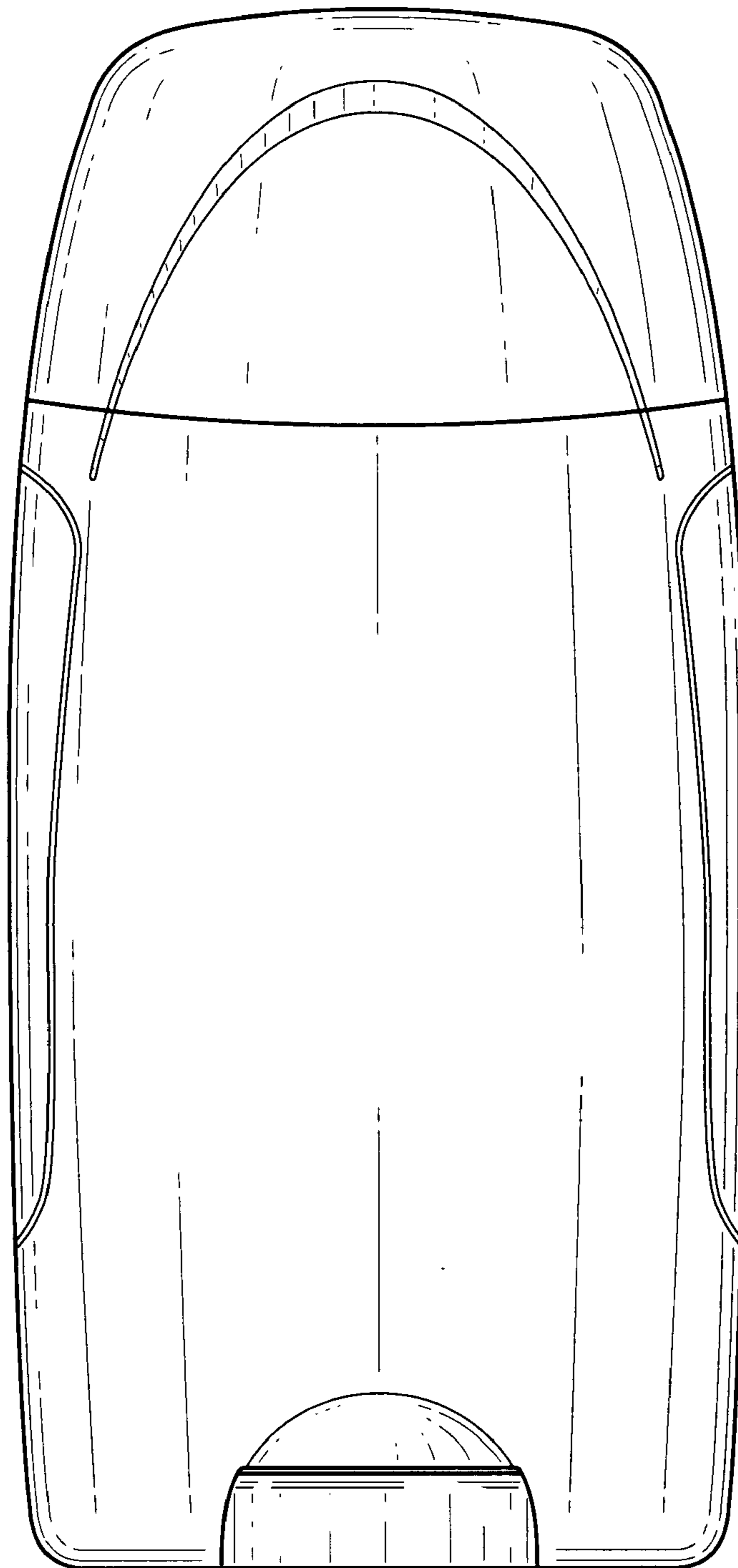


FIG. 3

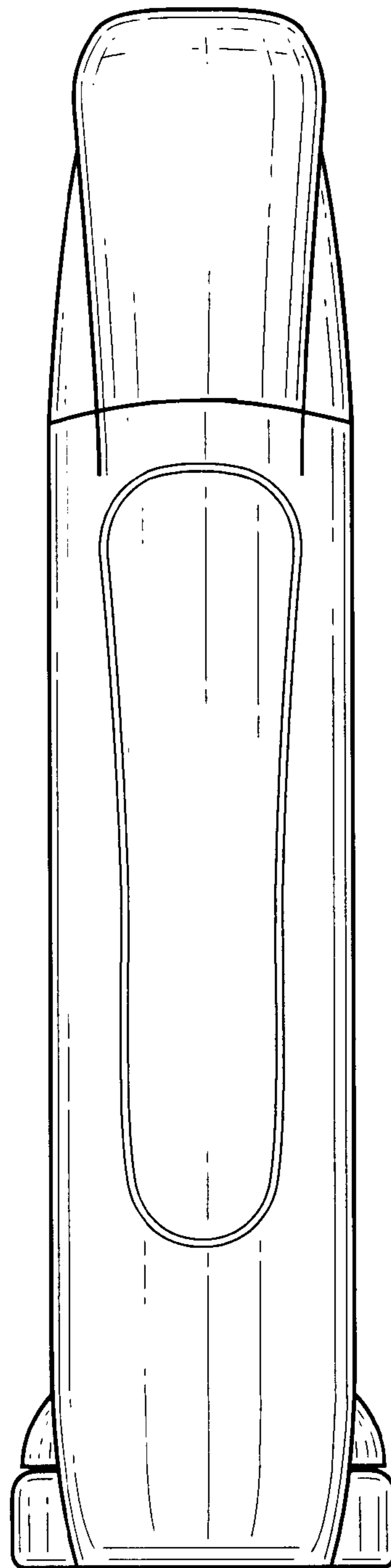


FIG. 4

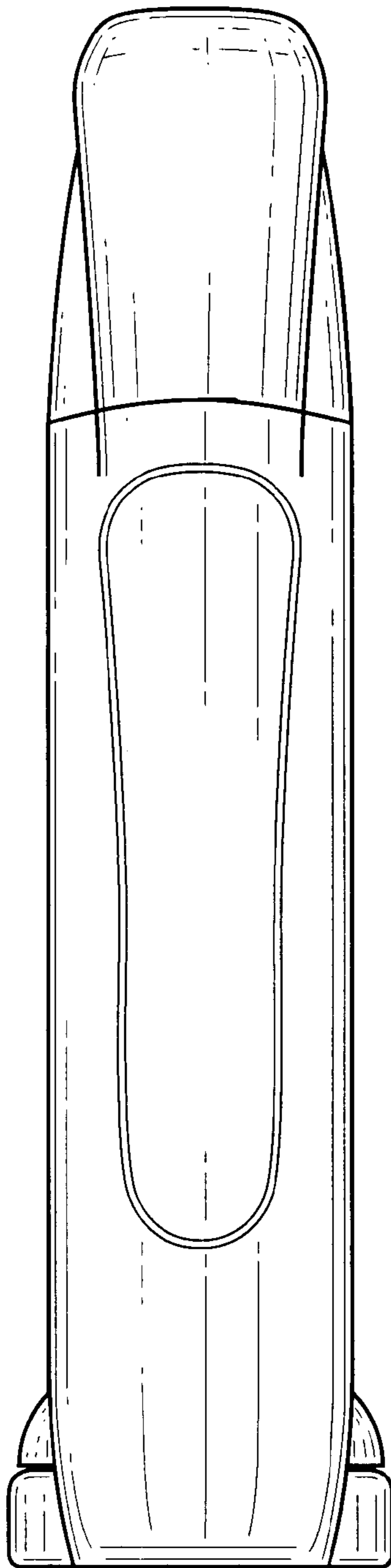


FIG. 5

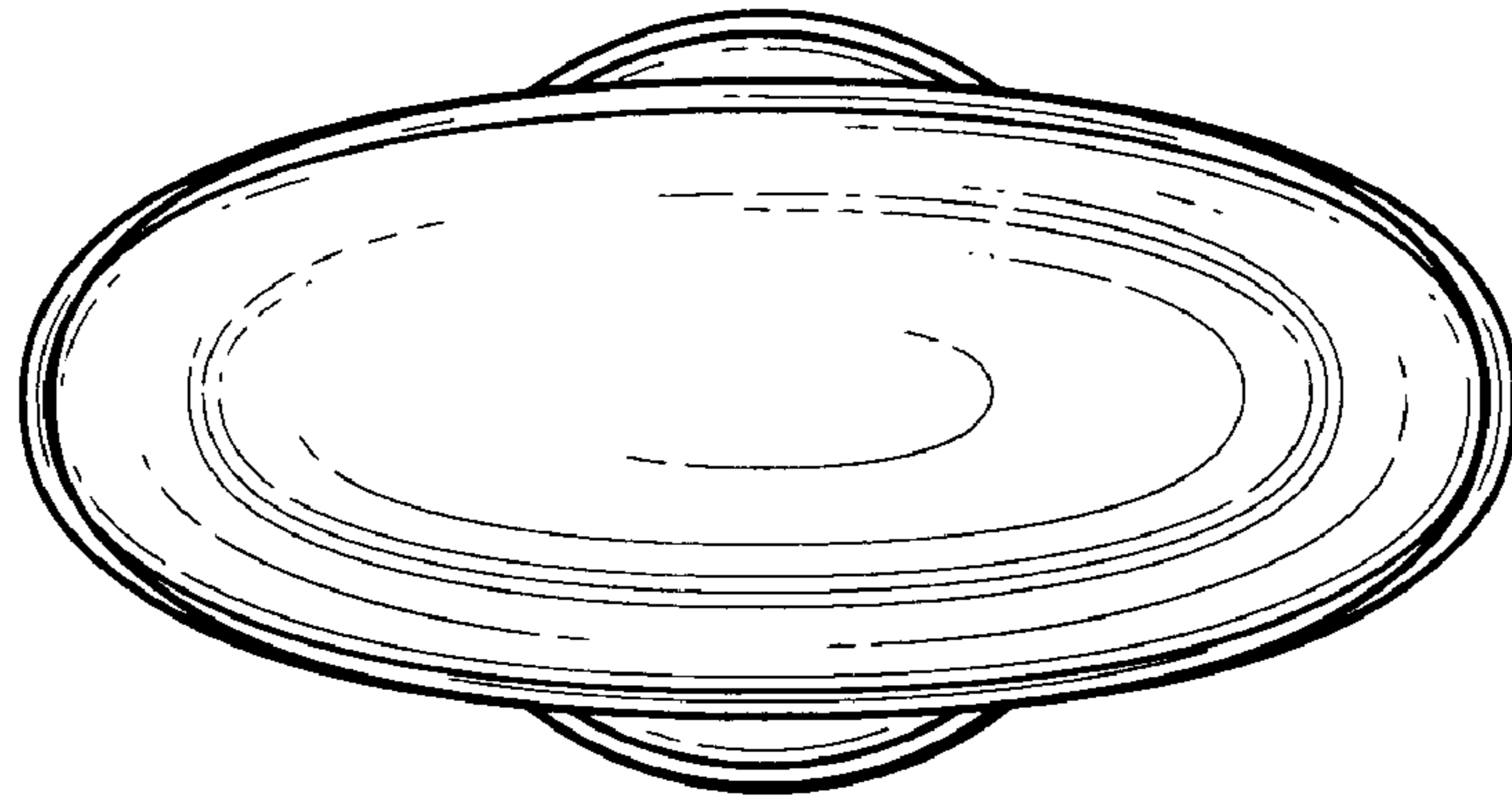


FIG. 6

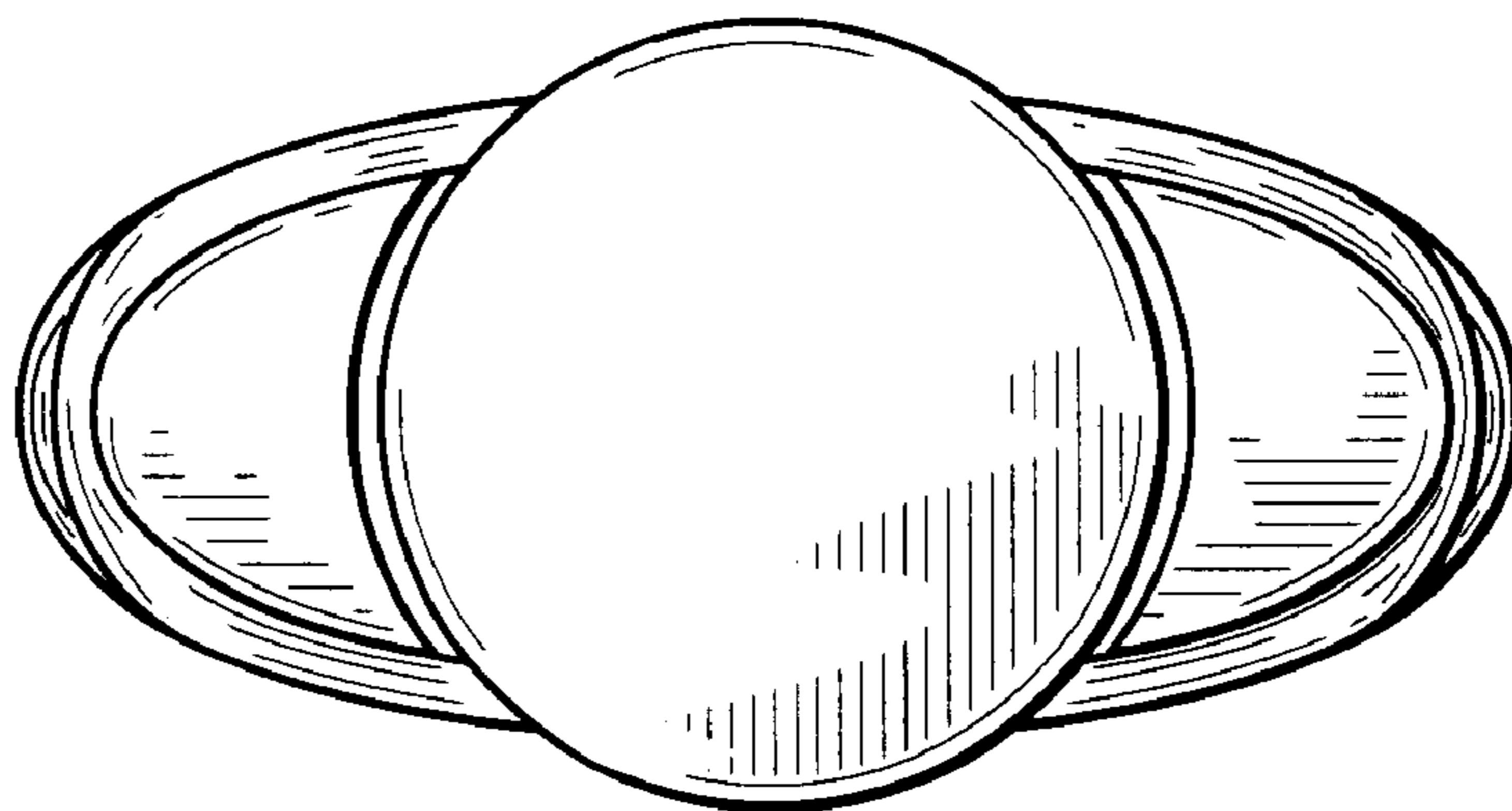


FIG. 7