

US00D499638S

(12) **United States Design Patent** (10) **Patent No.:** **US D499,638 S**
Marietta (45) **Date of Patent:** **** Dec. 14, 2004**

(54) **PACKAGING FOR FIRECRACKERS**

(75) Inventor: **Michael S. Marietta**, Pittsburg, KS
(US)

(73) Assignee: **Jake's Fireworks, Inc.**, Pittsburg, KS
(US)

(**) Term: **14 Years**

(21) Appl. No.: **29/180,616**

(22) Filed: **Apr. 28, 2003**

(51) **LOC (7) Cl.** **09-01**

(52) **U.S. Cl.** **D9/307**

(58) **Field of Search** D9/307, 330; D22/112;
D26/6-7; 102/361; 206/3

3,227,084 A 1/1966 Stokes et al.
3,917,441 A * 11/1975 Gray D26/6
4,495,868 A 1/1985 Matthews
D279,280 S * 6/1985 Resnick D26/7
5,343,808 A * 9/1994 Collar 102/361
D351,786 S * 10/1994 Grunhut D9/330
5,429,053 A 7/1995 Walker
5,585,591 A 12/1996 Waldock
D397,459 S * 8/1998 Hsu D26/6
D402,321 S * 12/1998 Kirk D22/112
5,996,777 A 12/1999 Capers, III
D437,648 S * 2/2001 Pappas D26/6
6,283,033 B1 9/2001 Wu et al.
6,470,803 B1 10/2002 Liu et al.
6,499,405 B1 12/2002 Ambrico

* cited by examiner

Primary Examiner—Sandra L. Morris
(74) *Attorney, Agent, or Firm*—Hovey Williams LLP

(56) **References Cited**

U.S. PATENT DOCUMENTS

774,779 A * 11/1904 Ranz 102/361
956,546 A 5/1910 Schulman
1,441,552 A * 1/1923 Adler 102/361
1,563,379 A * 12/1925 Kohn 102/361
1,610,645 A * 12/1926 Adler 102/361
1,727,705 A 9/1929 Hitt
1,755,003 A 4/1930 Hitt
1,770,921 A 7/1930 Hitt
1,824,367 A 9/1931 Priestley
1,861,893 A 6/1932 Yamagishi
1,886,407 A * 11/1932 Kohn 102/361
1,972,478 A * 9/1934 Fabrizio 102/361
2,142,227 A 1/1939 Whiteside
3,206,015 A * 9/1965 Zimmer et al. 206/3

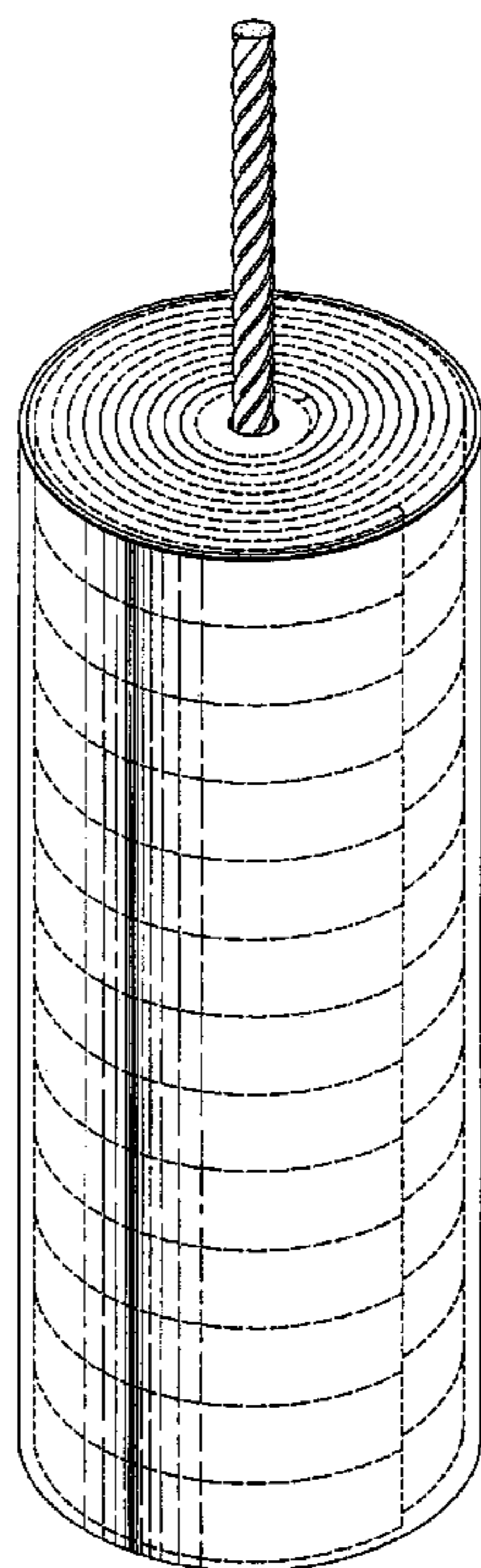
(57) **CLAIM**

The ornamental design for packaging for firecrackers, as shown and described.

DESCRIPTION

FIG. 1 is a upper perspective view of the packaging for firecrackers according to the present invention, the dashed lines being for environmental purposes to show spiral wound rolls of firecrackers within the packaging and forming no part of the claimed design;
FIG. 2 is an elevational view thereof;
FIG. 3 is a is top plan view thereof; and,
FIG. 4 is a bottom view thereof.

1 Claim, 2 Drawing Sheets



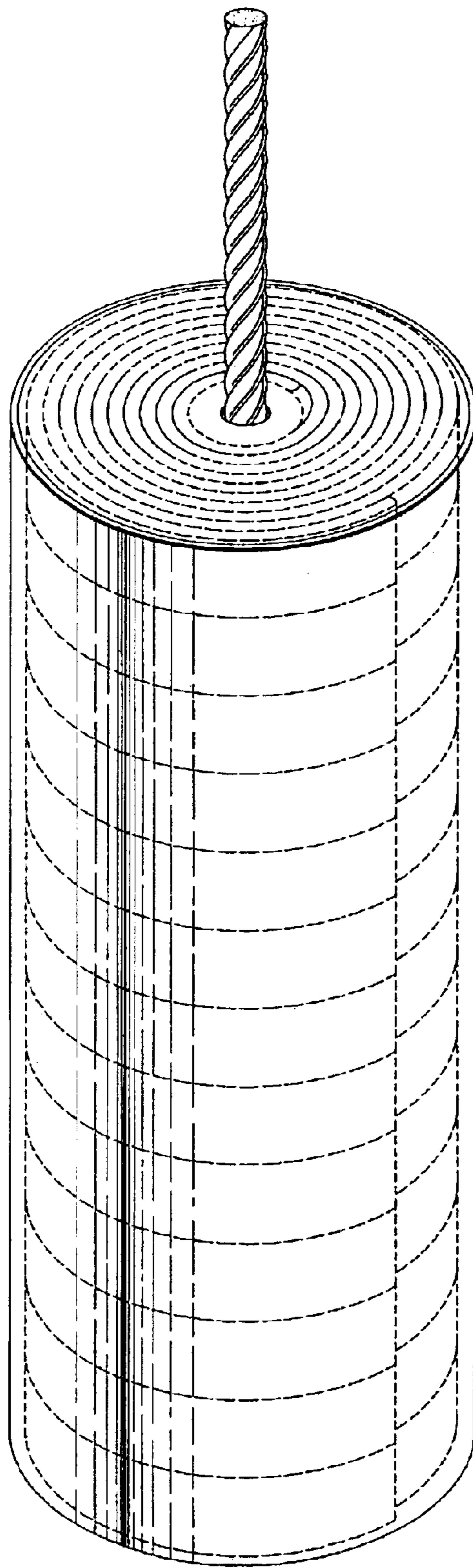


Fig. 1.




Fig. 2.

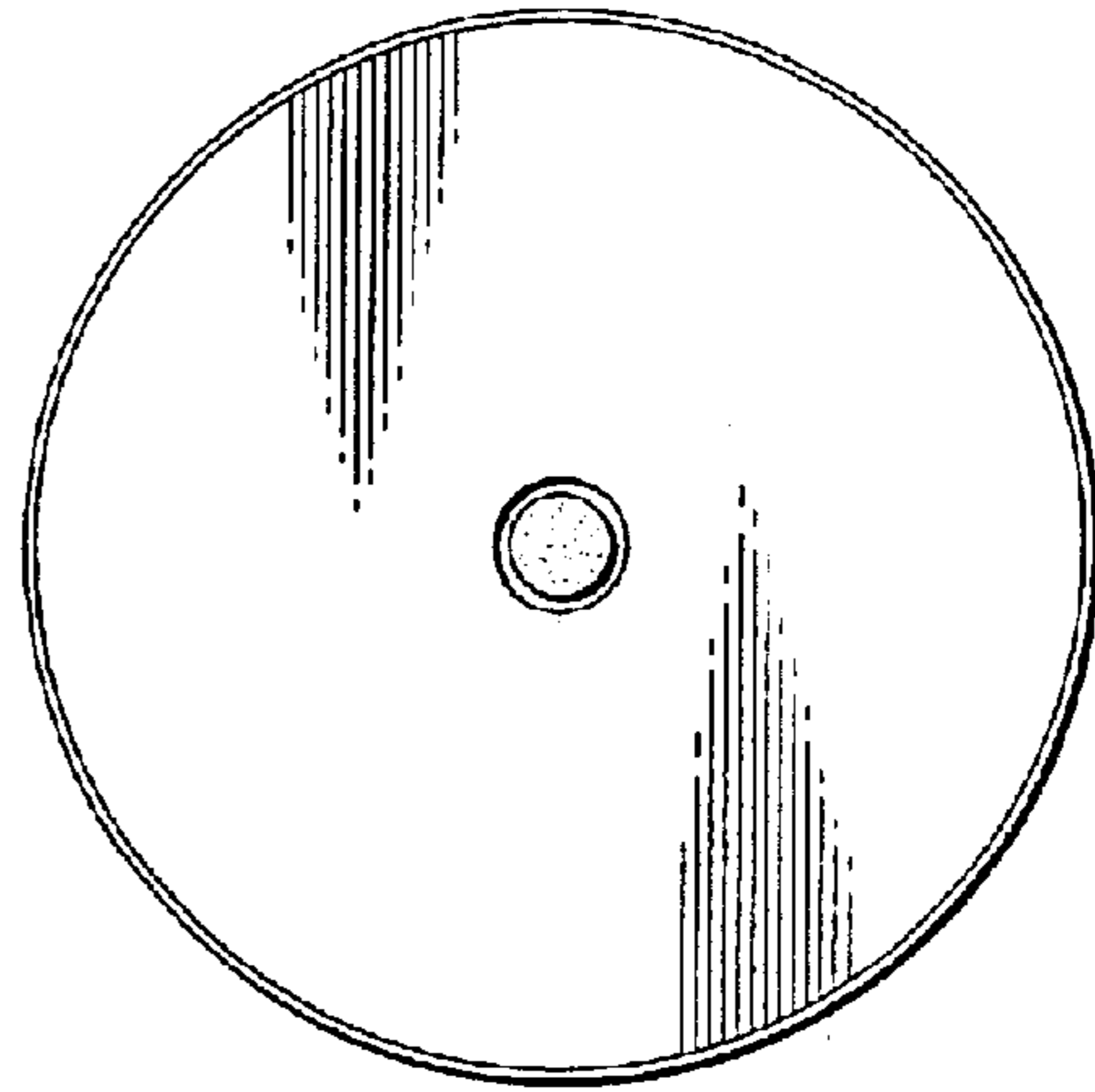


Fig. 3.

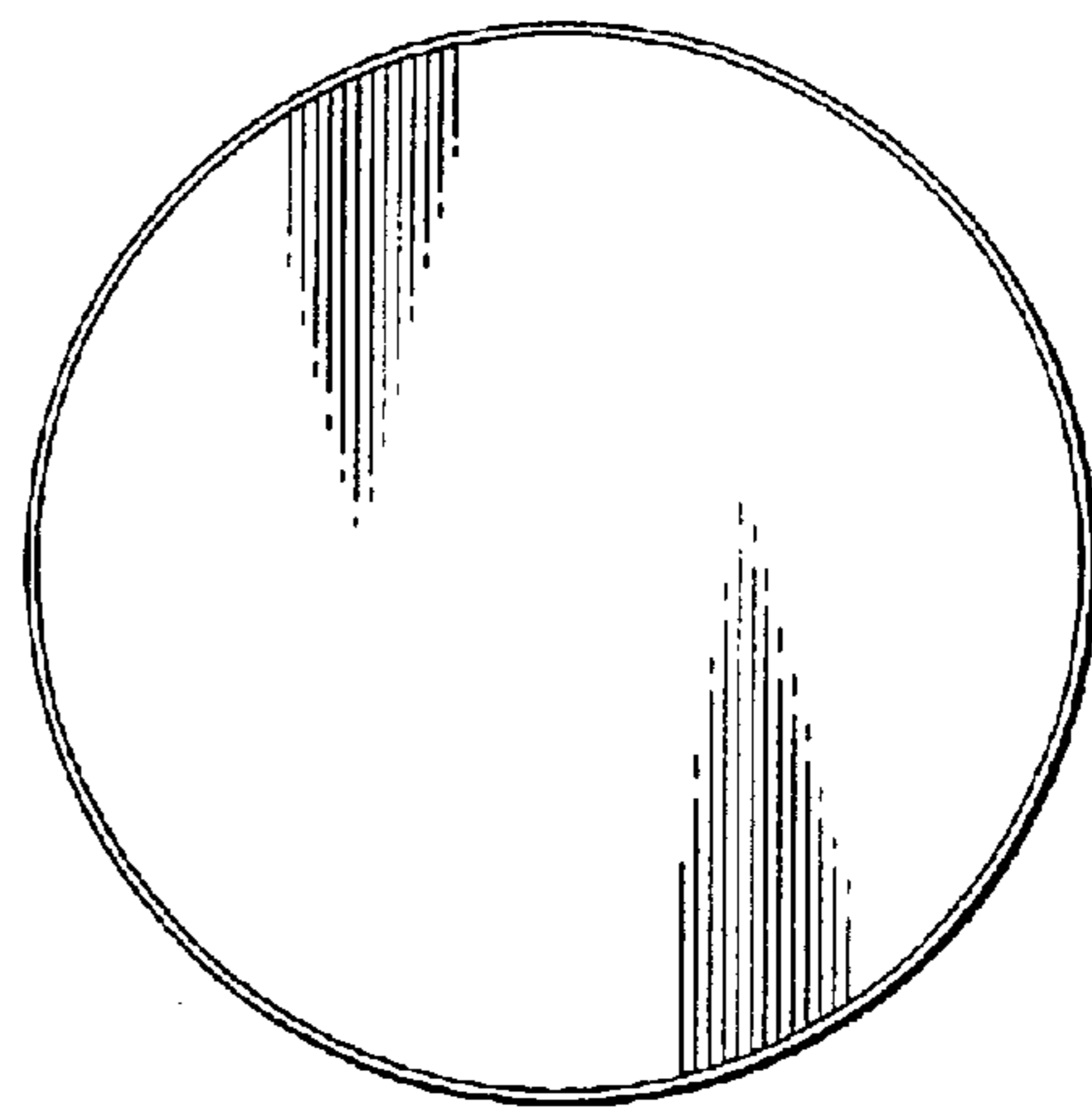


Fig. 4.