

US00D499632S

(12) **United States Design Patent** (10) **Patent No.:** **US D499,632 S**
Roberts, III et al. (45) **Date of Patent:** **** Dec. 14, 2004**

(54) **DOOR HANDLE**

D340,398 S * 10/1993 Clancy D8/302
D384,568 S * 10/1997 Mantarakis et al. D8/301

(75) Inventors: **Rockwood T. Roberts, III**, Shillington, PA (US); **Daniel A. Keller**, Reading, PA (US)

* cited by examiner

Primary Examiner—Paula A. Greene

(73) Assignee: **Newfrey LLC**, Newark, DE (US)

(74) *Attorney, Agent, or Firm*—Richard J. Veltman; John D. Del Ponti

(**) Term: **14 Years**

(57) **CLAIM**

(21) Appl. No.: **29/188,409**

The ornamental design for a door handle, as shown and described.

(22) Filed: **Aug. 18, 2003**

DESCRIPTION

(51) **LOC (7) Cl.** **08-06**

FIG. 1 is a perspective view of a door handle showing our new design;

(52) **U.S. Cl.** **D8/315**

FIG. 2 is a rear view thereof;

(58) **Field of Search** D8/300, 301, 302, D8/303, 315–320; 292/62, 67, 114, 336.3, 356, 357; 16/110.1, 412, 415, 416, 443

FIG. 3 is a front elevational view thereof;

FIG. 4 is a left side view thereof;

FIG. 5 is a right side view thereof;

FIG. 6 is a top plan view thereof; and,

FIG. 7 is a bottom plan view thereof.

(56) **References Cited**

The broken lines are for illustrative purposes only and forms no part of the claimed design.

U.S. PATENT DOCUMENTS

D199,612 S * 11/1964 Foster D8/319
D316,805 S * 5/1991 Paulson et al. D8/319
D320,334 S * 10/1991 Clancy D8/301

1 Claim, 2 Drawing Sheets

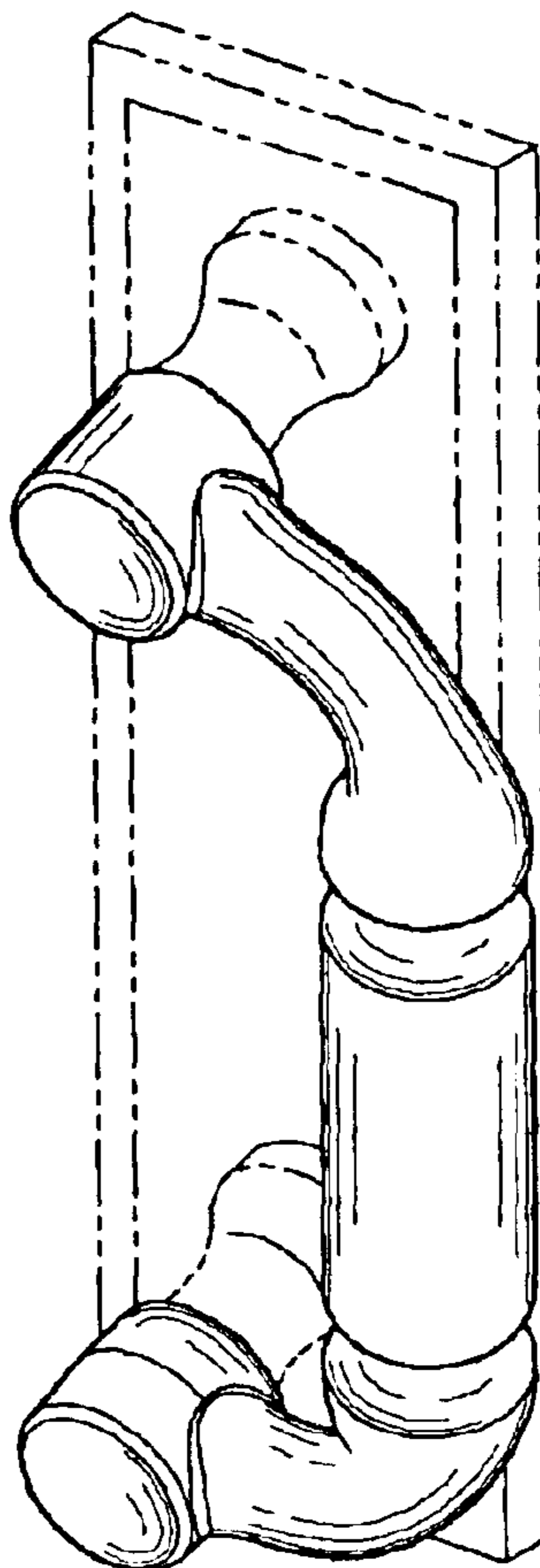


Fig-1

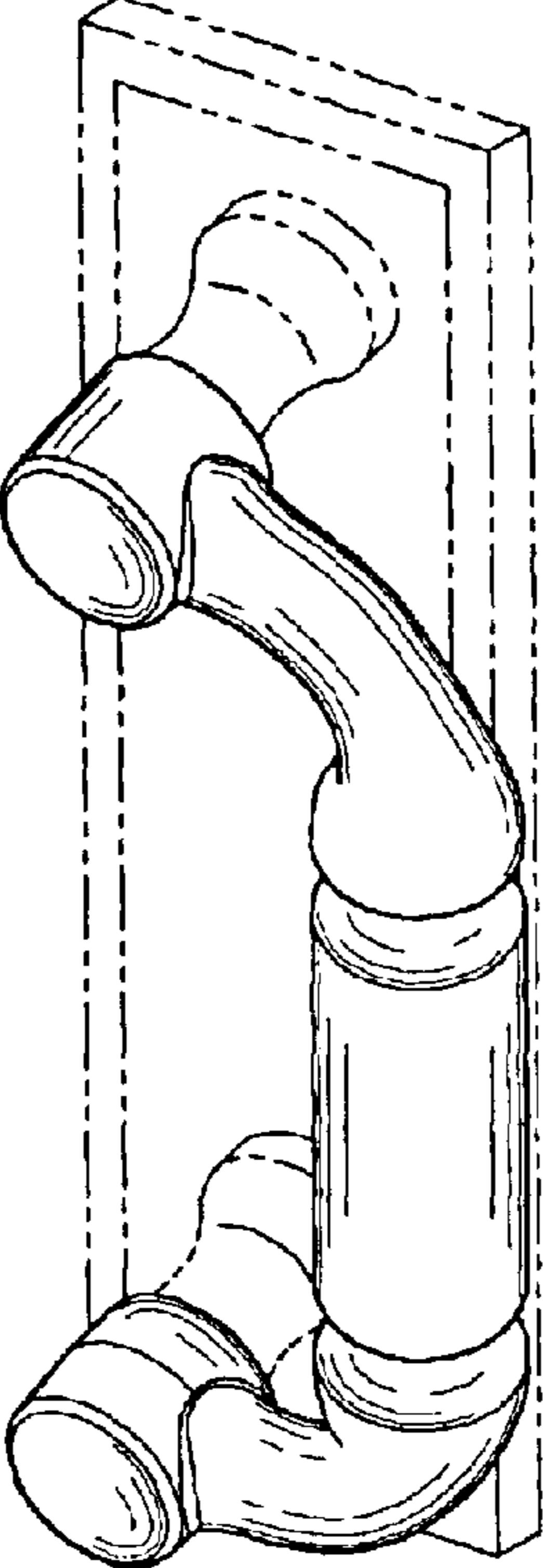


Fig-2

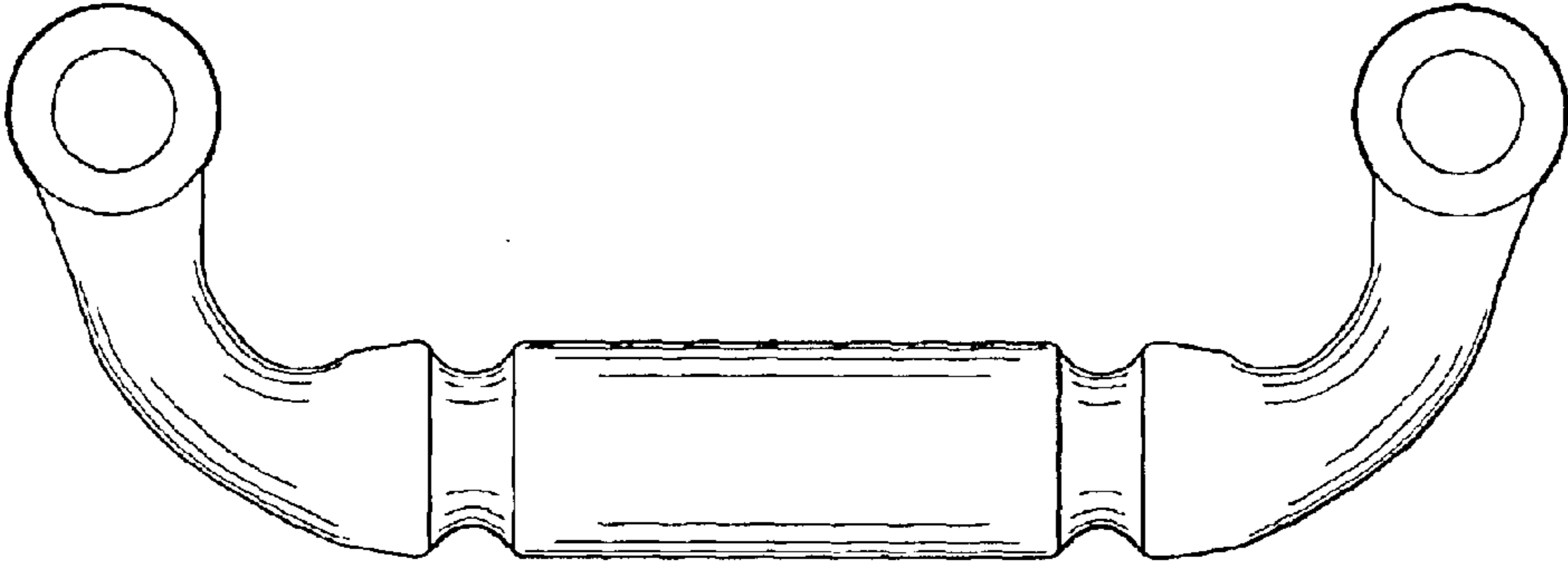
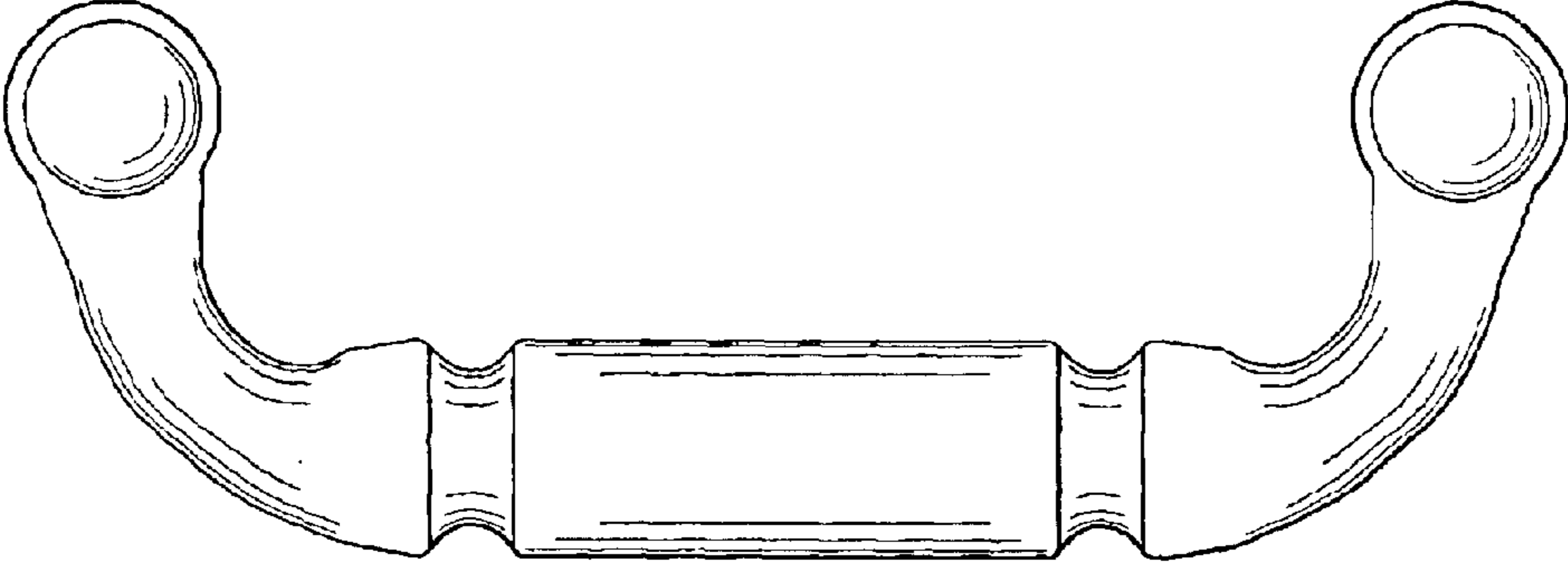


Fig-3






Fig-4




Fig-5




Fig-6




Fig-7