

US00D499617S

(12) **United States Design Patent**
Weiser et al.

(10) **Patent No.:** **US D499,617 S**
(45) **Date of Patent:** **** Dec. 14, 2004**

(54) **GARDEN STAKE**

(75) Inventors: **Margaret Weiser**, Tarzana, CA (US);
Shari Weiser, Woodland Hills, CA (US)

(73) Assignee: **Exhart Environmental Systems, Inc.**,
Chatsworth, CA (US)

(**) **Term:** **14 Years**

(21) **Appl. No.:** **29/201,463**

(22) **Filed:** **Mar. 15, 2004**

Related U.S. Application Data

(62) Division of application No. 29/187,890, filed on Aug. 7, 2003.

(51) **LOC (7) Cl.** **08-01**

(52) **U.S. Cl.** **D8/1; D11/158**

(58) **Field of Search** D11/117, 127,
D11/131, 142, 143, 149, 157, 158, 162,
164; D21/400, 415, 576-661; D20/30; D8/1,
388, 391; D6/404, 417; D10/109; 428/12,
15, 16, 542.2, 542.4, 542.6; 446/35, 238,
268-385, 390, 391, 486, 487, 490; 40/411-413;
43/2, 3; 47/44, 46, 47; 116/22 A; 248/27.8,
156, 908, 915

(56) **References Cited**

U.S. PATENT DOCUMENTS

596,385 A * 12/1897 Simon 446/368
743,570 A * 11/1903 Savage 446/186

1,066,045 A * 7/1913 Pass 116/22 A
1,518,212 A * 12/1924 Mayne 446/361
1,601,983 A * 10/1926 Savage 446/362
1,916,305 A * 7/1933 Brigham 47/47
2,082,272 A * 6/1937 Zinnow 482/90
2,637,928 A * 5/1953 Tufts 40/413
3,039,219 A * 6/1962 Umstead 428/16
D201,490 S * 6/1965 Williams et al. D6/453
5,613,317 A * 3/1997 Ninegar 43/3
D379,416 S * 5/1997 Adams D8/1
D402,231 S * 12/1998 Mumford D11/162

* cited by examiner

Primary Examiner—Stella Reid

Assistant Examiner—C. Tuttle

(74) *Attorney, Agent, or Firm*—Cislo & Thomas LLP

(57) **CLAIM**

The ornamental design for a garden stake, as shown and described herein.

DESCRIPTION

FIG. 1. Is a right side elevational view of my garden stake with the left side elevational view being the mirror image thereof;

FIG. 2. Is a top plan view thereof;

FIG. 3. Is a bottom elevational view thereof;

FIG. 4. Is a front elevational view thereof; and,

FIG. 5. Is a rear elevational view thereof.

The stake is shown partially broken away in FIGS. 1-3 to indicate indeterminate length of the spring and shaft elements thereof.

1 Claim, 1 Drawing Sheet



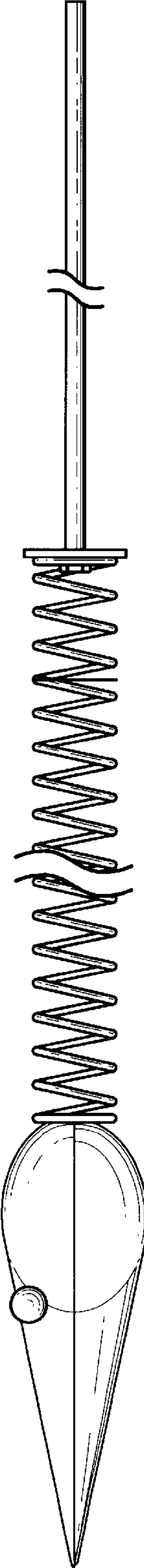


FIG. 1

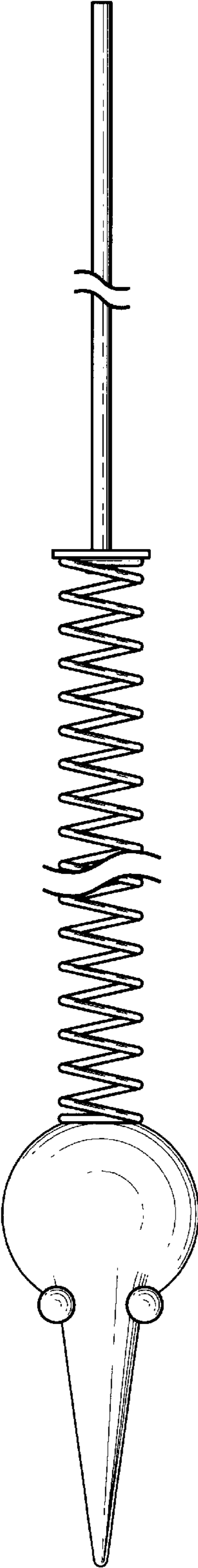


FIG. 2

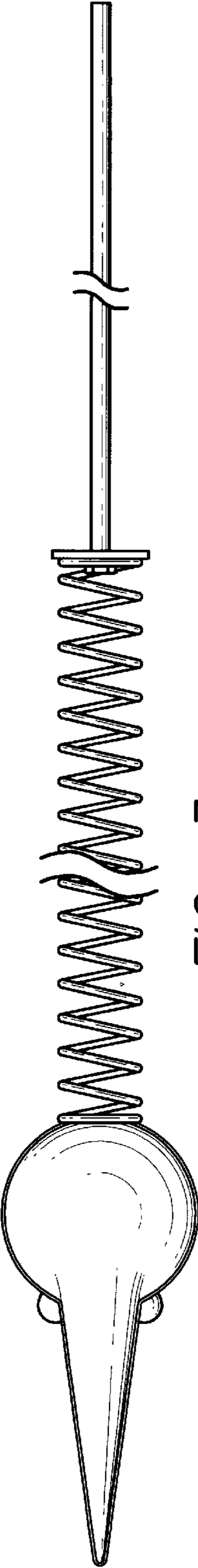


FIG. 3

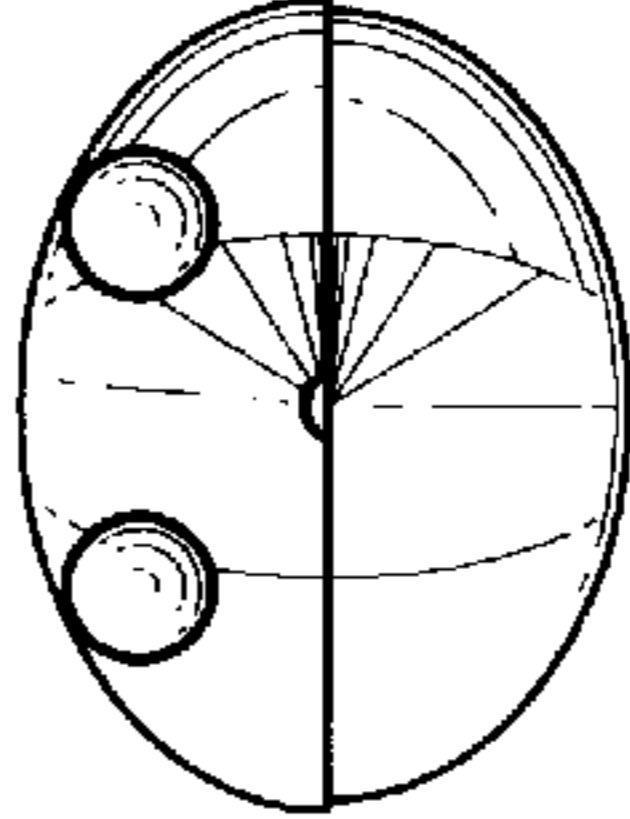


FIG. 4

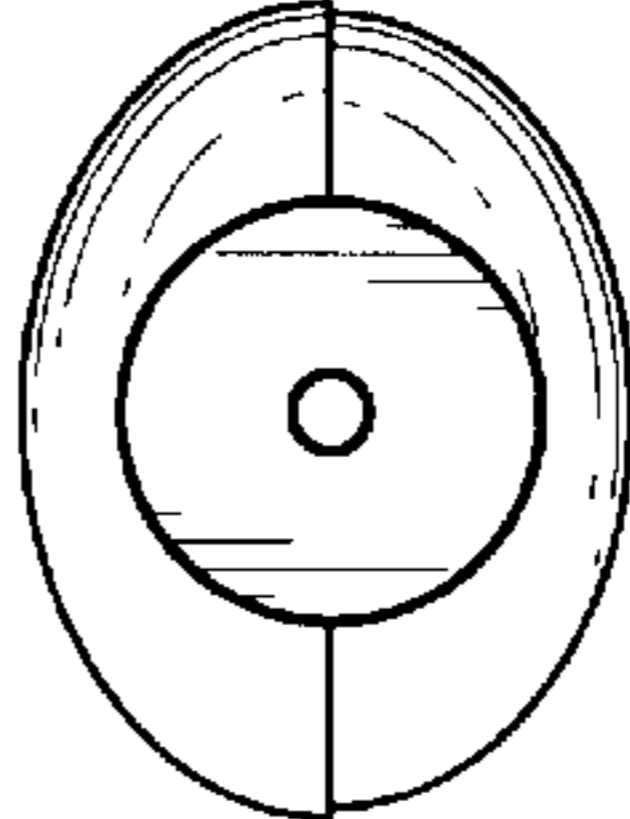


FIG. 5