

US00D499605S

(12) **United States Design Patent**
Crosby

(10) **Patent No.: US D499,605 S**

(45) **Date of Patent: ** Dec. 14, 2004**

(54) **WATER COOLER-MOUNTED HOLDER**

(76) **Inventor: Robert Crosby, 6 Desoto Rd., Amity Harbor, NY (US) 11701**

(**) **Term: 14 Years**

(21) **Appl. No.: 29/187,309**

(22) **Filed: Jul. 30, 2003**

(51) **LOC (7) Cl. 07-99**

(52) **U.S. Cl. D7/397; D7/387; D7/553.6; D7/555**

(58) **Field of Search** D7/398, 391, 396.1, D7/313, 392, 213, 388, 397, 387, 399, 555, 557, 306, 307, 308, 300, 688, 667, 553.6; D11/152; D3/310; 220/575, 574.2, 4.27, 503, 23.8; D6/466, 467, 476, 475

(56) **References Cited**

U.S. PATENT DOCUMENTS

- 2,683,974 A * 7/1954 Brown 220/574.2
- 3,773,212 A * 11/1973 Sekuler 220/575
- D230,810 S * 3/1974 Ryan, Jr. D7/553.6
- D231,747 S * 6/1974 Davis D11/152
- D233,582 S * 11/1974 Palumbo D7/688
- D242,301 S * 11/1976 Little D7/388
- D259,014 S * 4/1981 Nelson, Sr. D7/213
- D275,926 S * 10/1984 Corona D7/399
- D282,233 S * 1/1986 Kelley D7/553.6
- D291,172 S * 8/1987 Bishop et al. D8/387
- D301,007 S * 5/1989 Laski D7/387
- D331,349 S * 12/1992 Culverson D7/387
- D334,874 S * 4/1993 Mealey et al. D7/667

- D342,645 S * 12/1993 Latuch D7/553.6
- D366,391 S * 1/1996 Haley et al. D7/397
- D378,884 S * 4/1997 Guadalupi D7/392
- D379,050 S * 5/1997 Kohanski D7/313
- D389,011 S * 1/1998 DeCoster D7/387
- D390,702 S * 2/1998 Lawton et al. D3/310
- D401,111 S * 11/1998 Leatherman D7/397
- D401,474 S * 11/1998 Leatherman et al. D7/397
- D408,216 S * 4/1999 Hellebjerg et al. D7/388
- D411,709 S * 6/1999 Curtis et al. D7/396.1
- D422,175 S * 4/2000 Varakian et al. D7/391
- D429,111 S * 8/2000 Busick et al. D7/398
- D448,974 S * 10/2001 Hydak et al. D7/397

* cited by examiner

Primary Examiner—M. N. Pandozzi
(74) *Attorney, Agent, or Firm*—Jeffrey Weiss; Harry M. Weiss; Weiss, Moy & Harris, P.C.

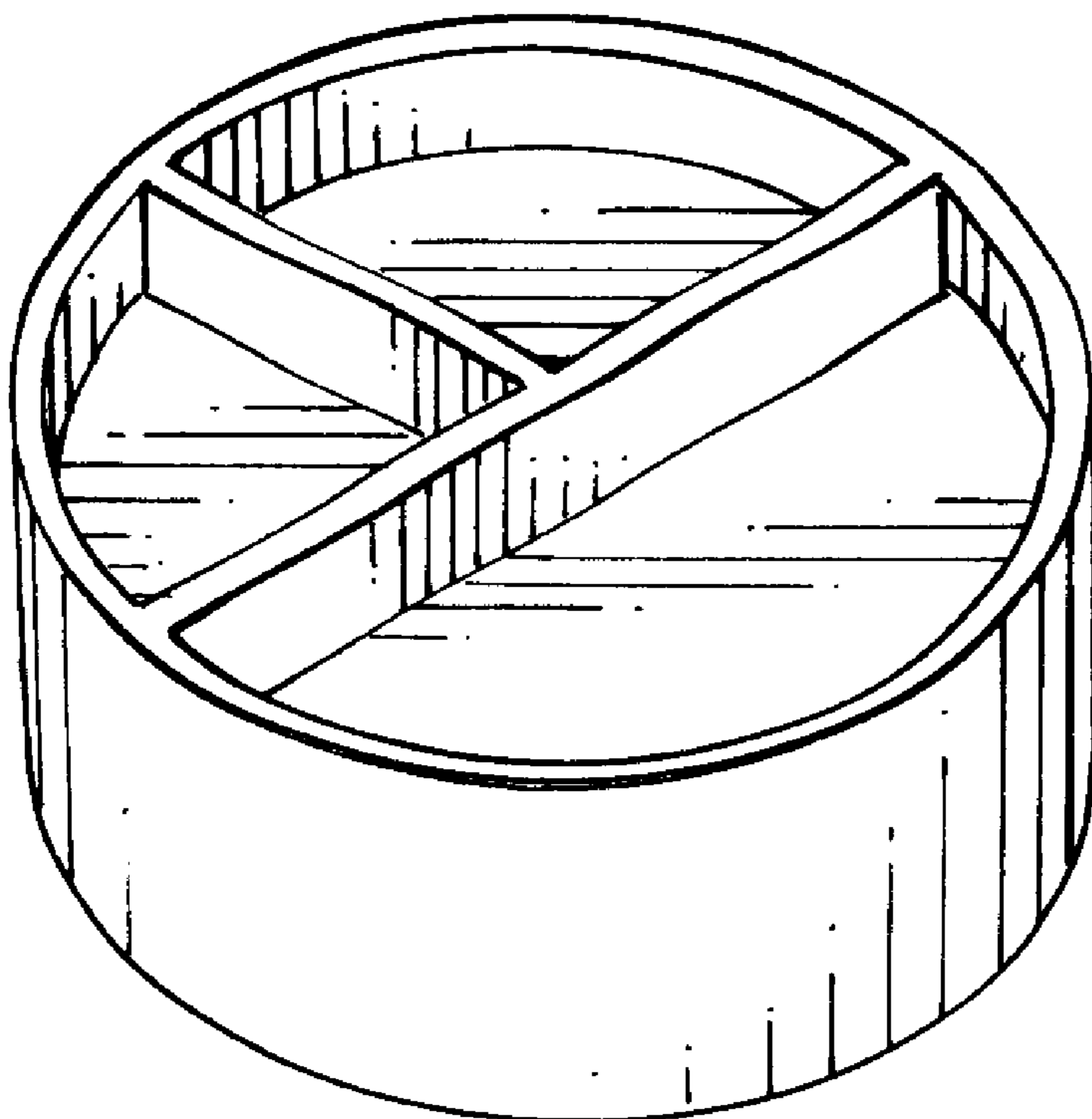
(57) **CLAIM**

The ornamental design for a water cooler-mounted holder, as shown and described.

DESCRIPTION

FIG. 1 is a front, perspective view of a water cooler-mounted holder showing my new design;
FIG. 2 is a top view thereof;
FIG. 3 is a front view of the water cooler-mounted holder of FIG. 1 with the back side view being a mirror image thereof; and,
FIG. 4 is a bottom view of the water cooler-mounted holder of FIG. 1.

1 Claim, 1 Drawing Sheet



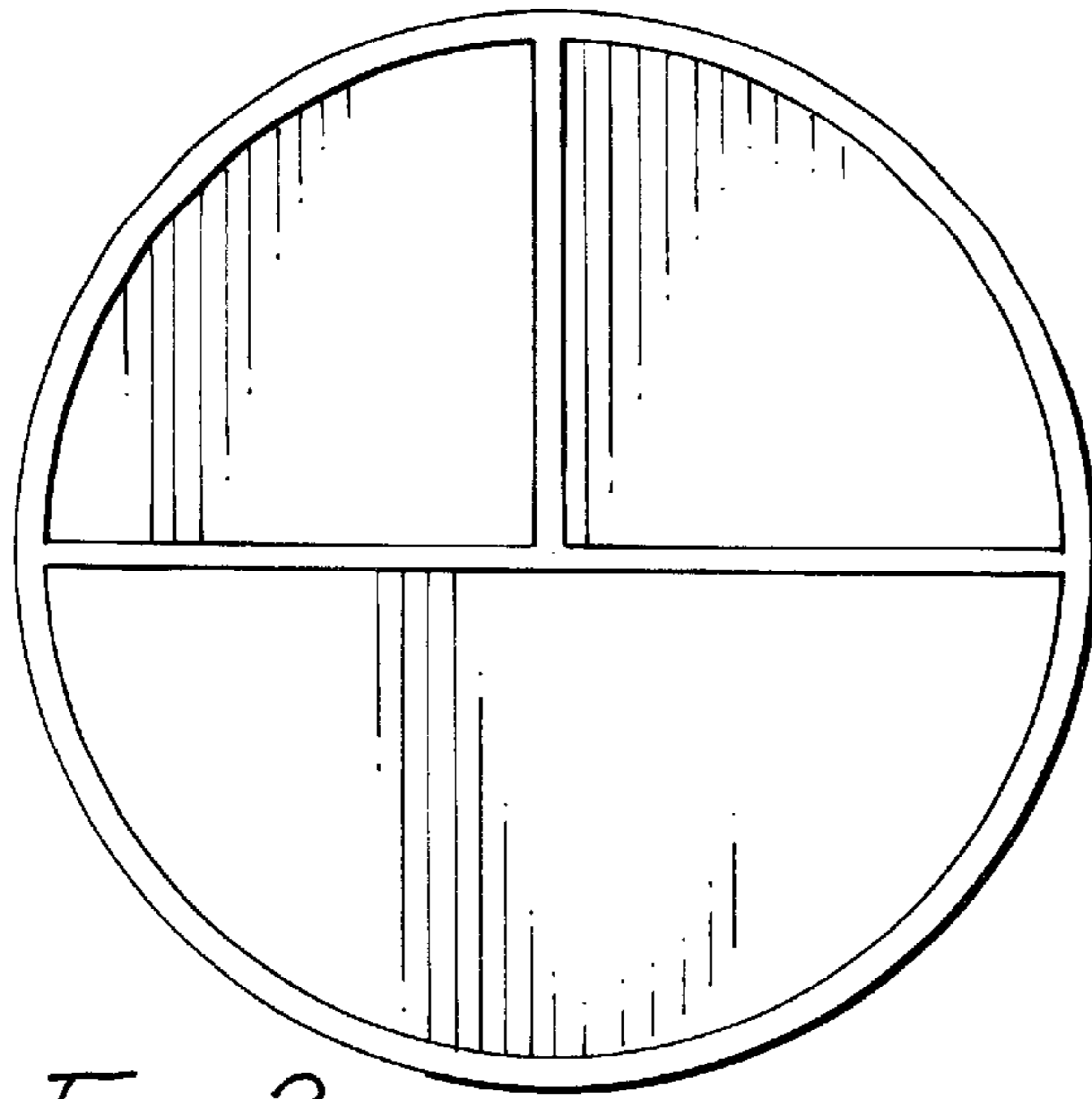


FIG. 2

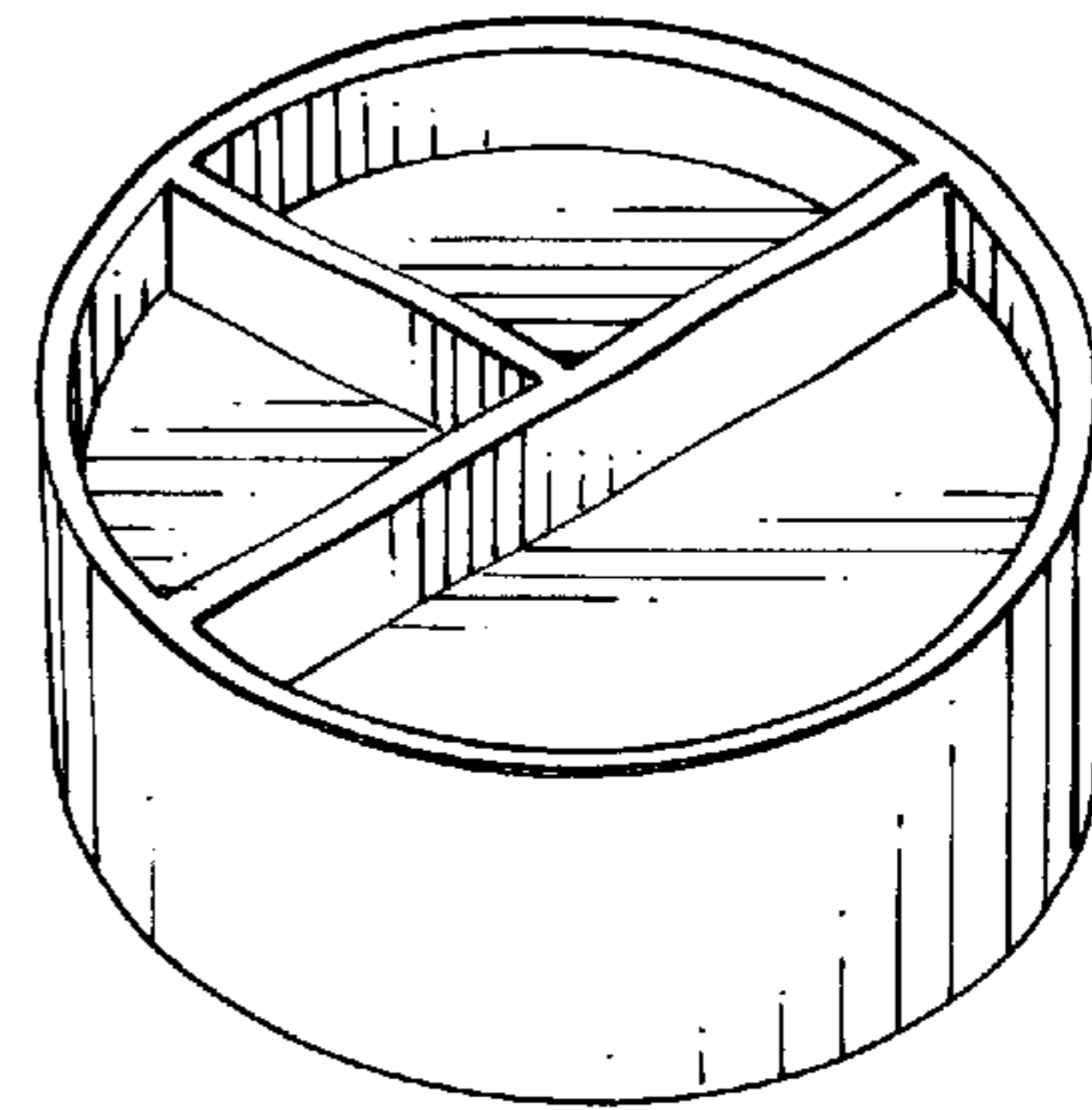


FIG. 1




FIG. 3

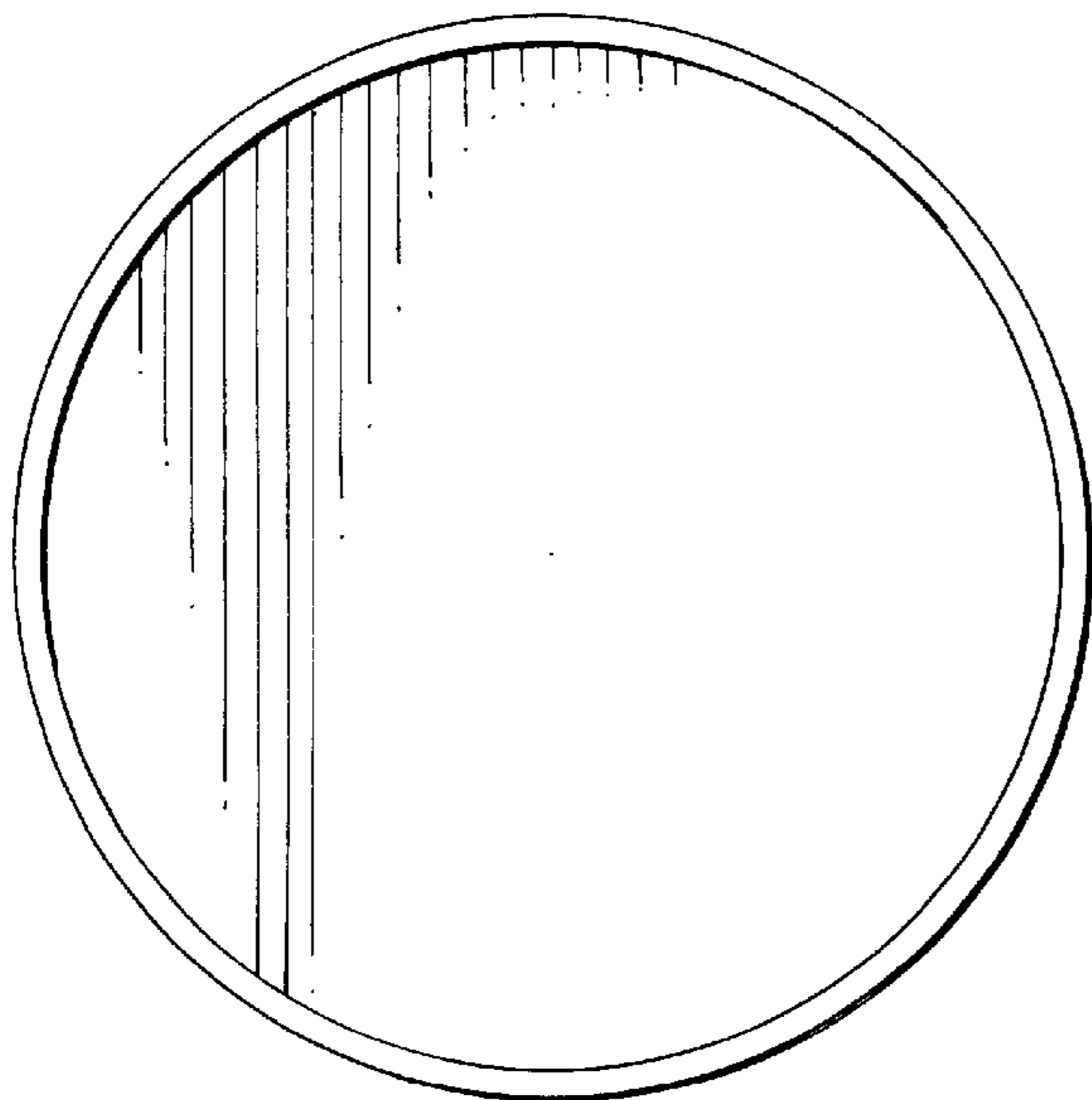


FIG. 4