



US00D499595S

(12) **United States Design Patent**
Mijanovich et al.

(10) **Patent No.:** **US D499,595 S**

(45) **Date of Patent:** **** Dec. 14, 2004**

(54) **FRAME ASSEMBLY**

5,141,300 A * 8/1992 Ciesla D6/559
D418,347 S * 1/2000 Dragonette D6/559

(76) Inventors: **James R. Mijanovich**, 651 Long
Branch Rd., Marshall, NC (US) 28753;
Elizabeth W. Mijanovich, 651 Long
Branch Rd., Marshall, NC (US) 28753

* cited by examiner

Primary Examiner—Brian N Vinson
(74) *Attorney, Agent, or Firm*—Carter Schnedler &
Monteith, P.A.

(**) **Term:** **14 Years**

(57) **CLAIM**

(21) **Appl. No.:** **29/179,320**

The ornamental design for a frame assembly, as shown.

(22) **Filed:** **Apr. 7, 2003**

DESCRIPTION

(51) **LOC (7) Cl.** **06-04**

(52) **U.S. Cl.** **D6/572**

(58) **Field of Search** D6/572, 553, 567,
D6/313, 300, 301, 411; 206/449, 461; 211/13.1,
85.3, 41.7, 45, 86.01, 89.01; 248/304, 309.1;
312/242, 245

FIG. 1 is a perspective view of a frame assembly showing
our new design, with the broken line disclosure of a deco-
rative quilt and hardware carried by the quilt forming no part
of the claimed design;

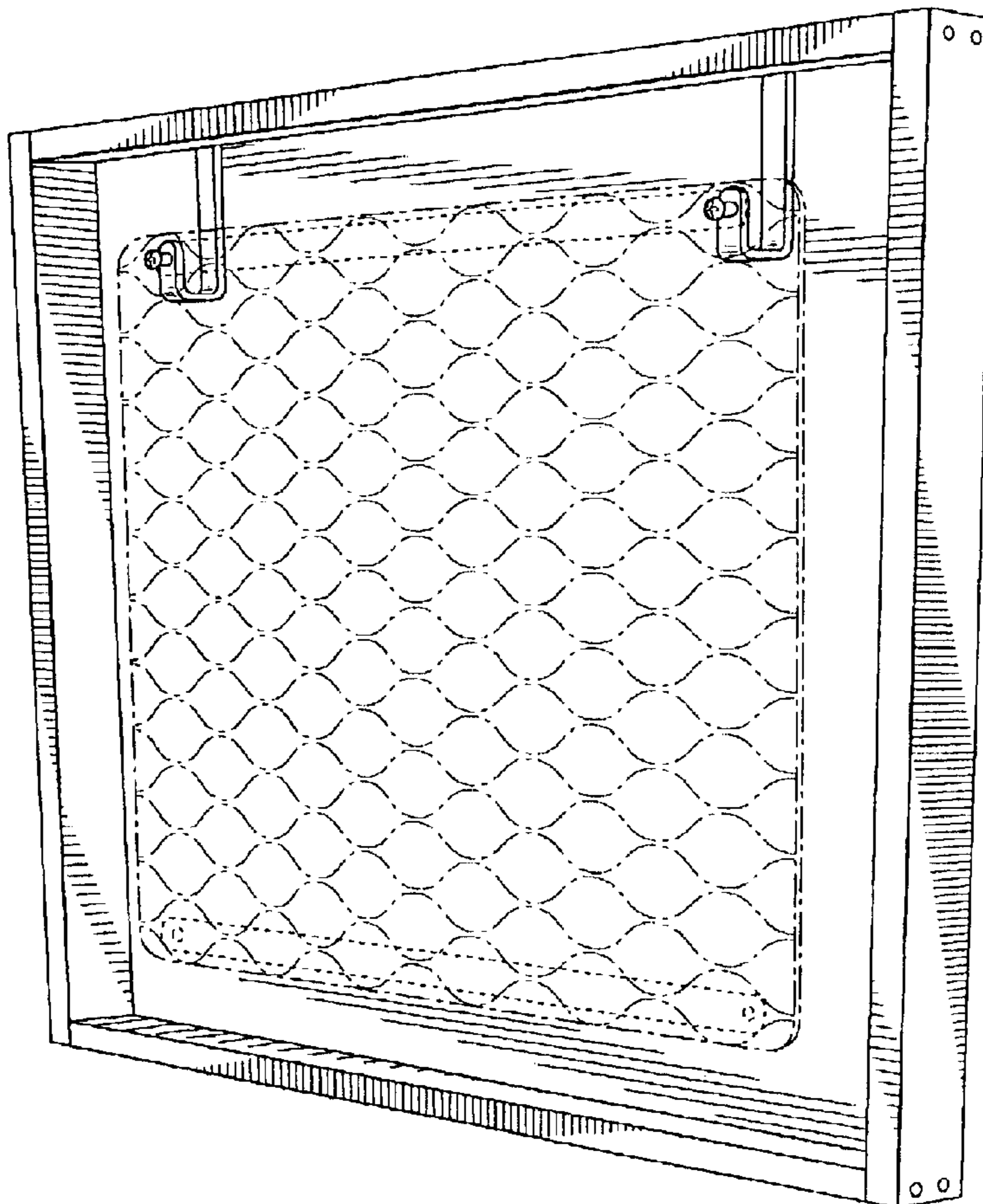
FIG. 2 is a perspective view thereof;
FIG. 3 is a front elevational view thereof;
FIG. 4 is a rear elevational view thereof;
FIG. 5 is a right elevational view thereof;
FIG. 6 is a left elevational view thereof;
FIG. 7 is a top plan view thereof; and,
FIG. 8 is a bottom plan view thereof.

(56) **References Cited**

U.S. PATENT DOCUMENTS

D215,550 S * 10/1969 Nichols D6/571
4,420,084 A * 12/1983 Whelan 206/461
4,767,011 A * 8/1988 Butler 211/85.3
D319,749 S * 9/1991 McPherson D6/571

1 Claim, 6 Drawing Sheets



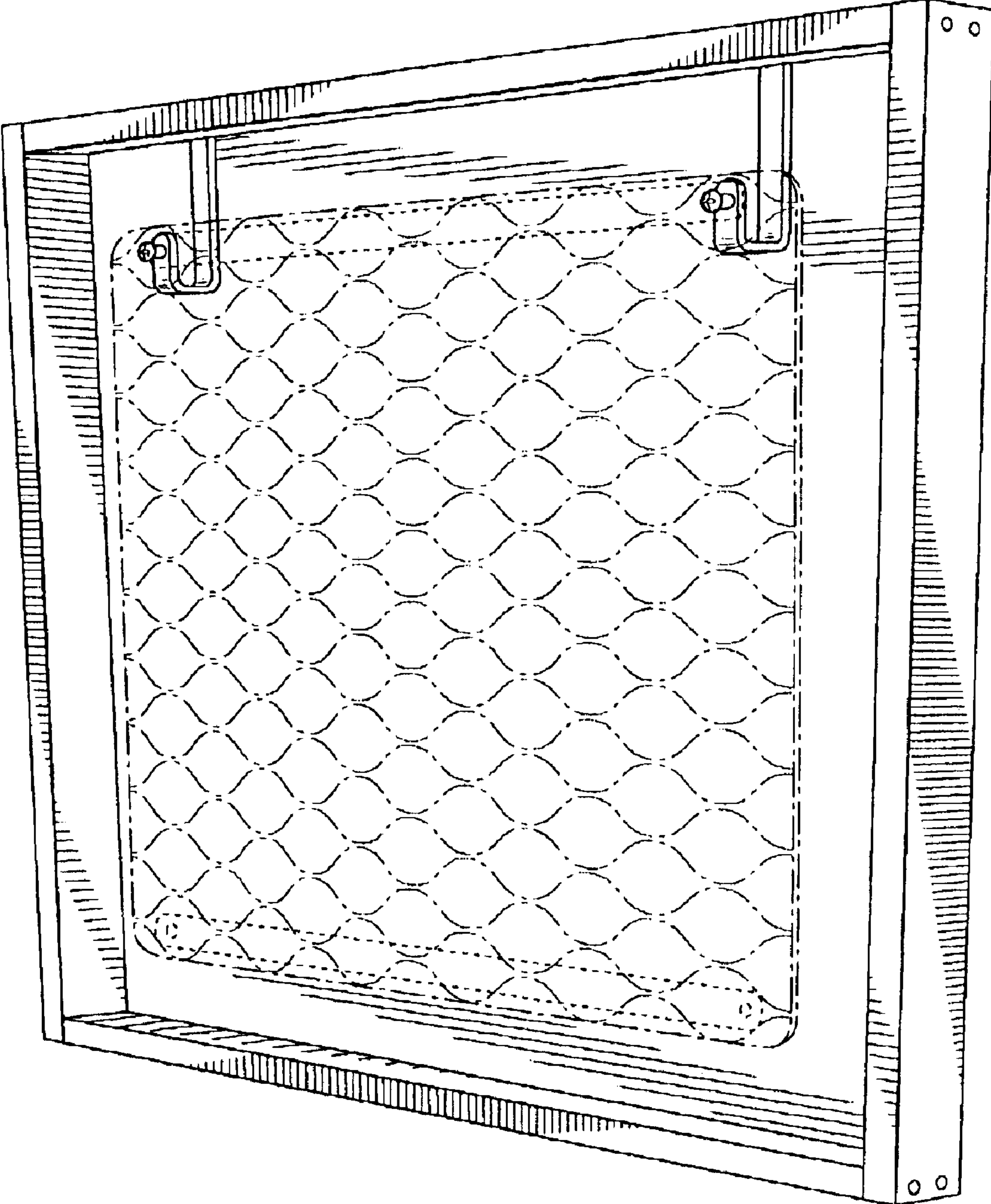


FIGURE 1




FIGURE 2

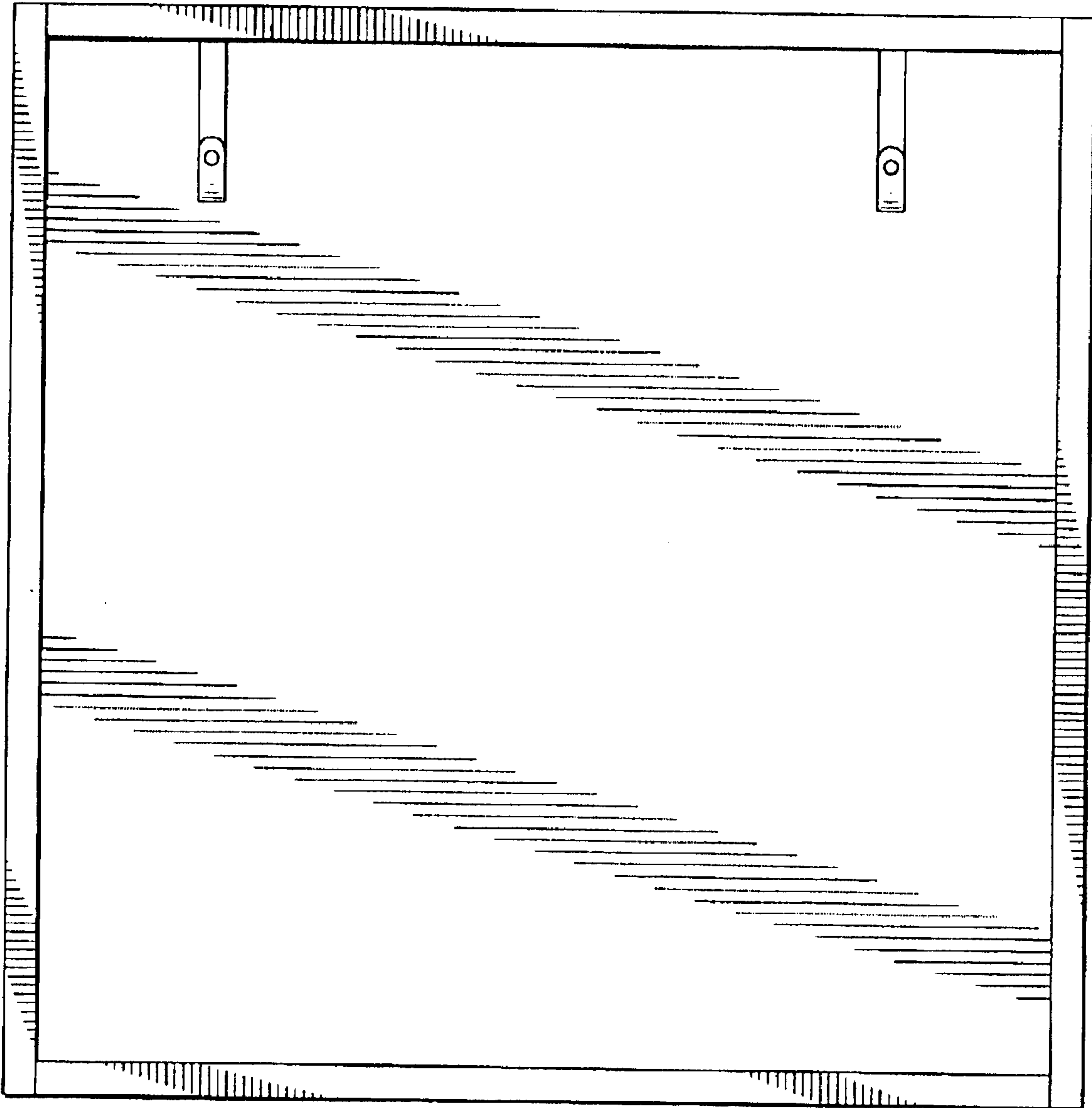


FIGURE 3

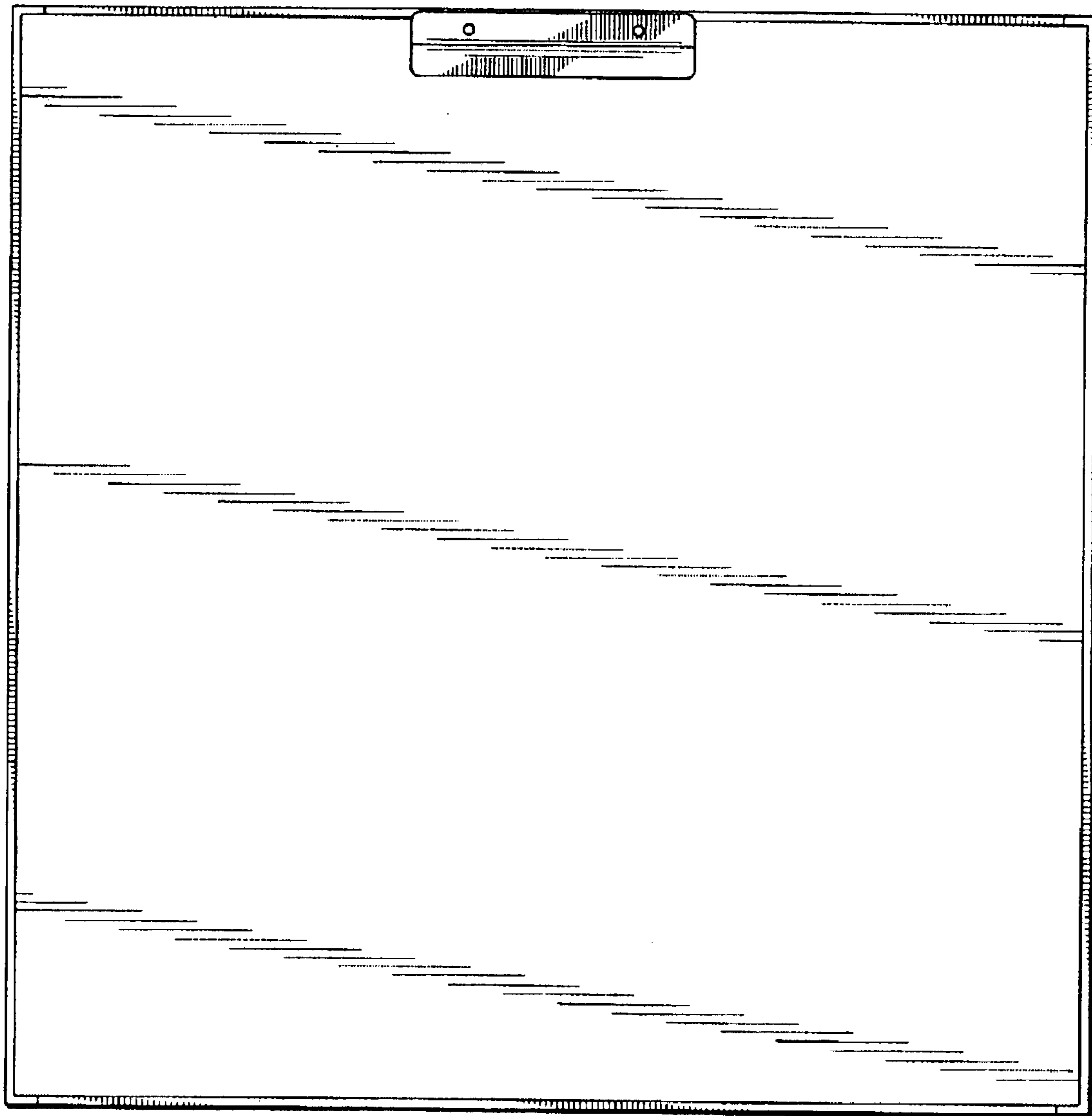


FIGURE 4

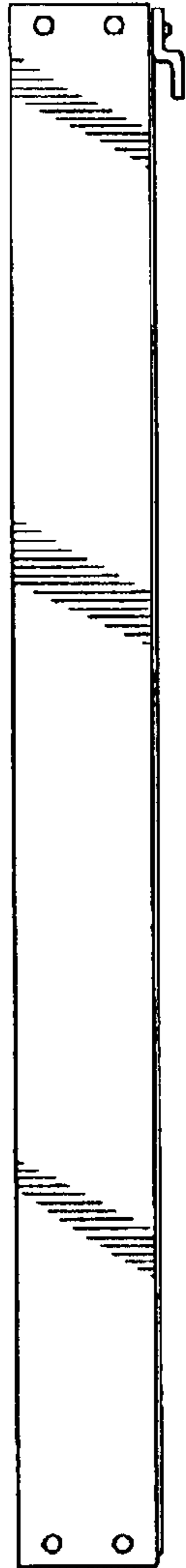


FIGURE 5




FIGURE 6




FIGURE 7




FIGURE 8